

Performance Key

Arrows: ↑ Better ↓ Worse → No change ■ Cannot be compared

Adult Social Work

↑ Of the 2008/09 indicators compared with 2007/08, 15 were better, 2 were unchanged, 4 were worse and 1 could not be compared; when compared with Scotland 9 were above average, 1 was the same as the Scottish average, 11 were below average and 1 could not be compared.

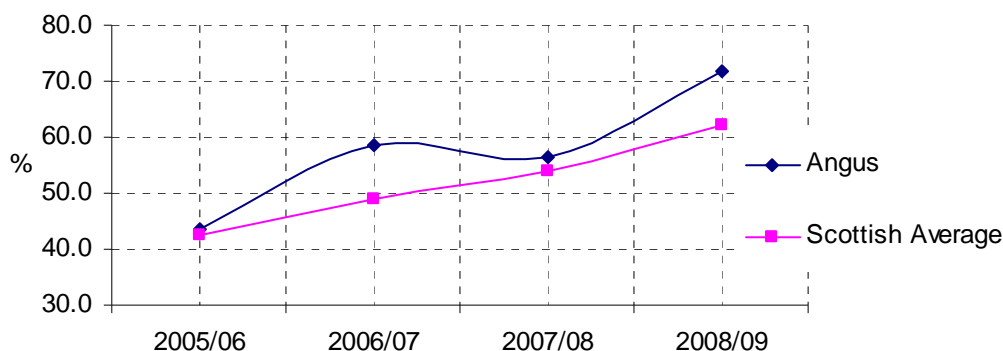
Achievement of targets for community care assessment and service delivery

As per the email of 23rd October 2008 from Audit Scotland there is no statutory basis for reporting on this indicator for 2008/09.

Angus Council systems and performance information are not robust enough for public reporting for 2008/09 but are being developed to allow voluntary reporting in 2009/10 if this is agreed as a relevant indicator.

↑ Percentage of care staff in residential homes for older people who have appropriate qualifications for the level of post held

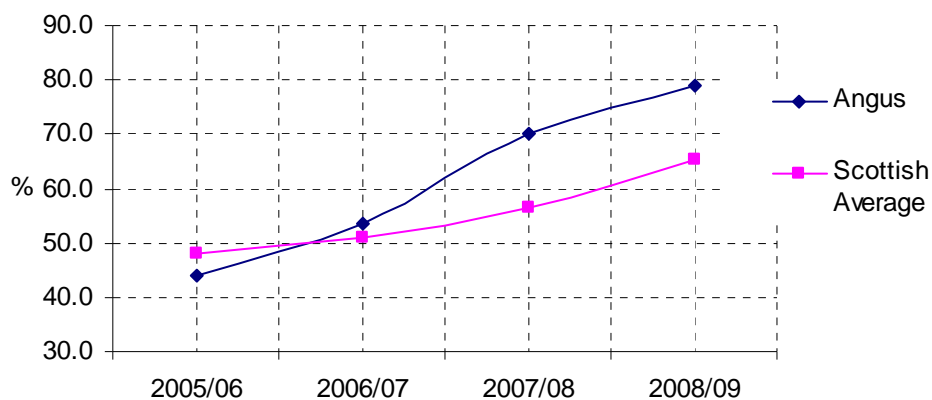
- Performance for this measure improved by 27.53% in 2008/09.
- Angus Council performance was better than the Scottish average.
- We are among the 1st quartile of Scottish councils for this measure. Rank 8.



	2005/06	2006/07	2007/08	2008/09
Angus	43.5	58.6	56.3	71.8
Scottish Average	42.5	49.0	53.9	62.0

↑ Percentage of care staff in residential homes for other adults who have appropriate qualifications for the level of post held

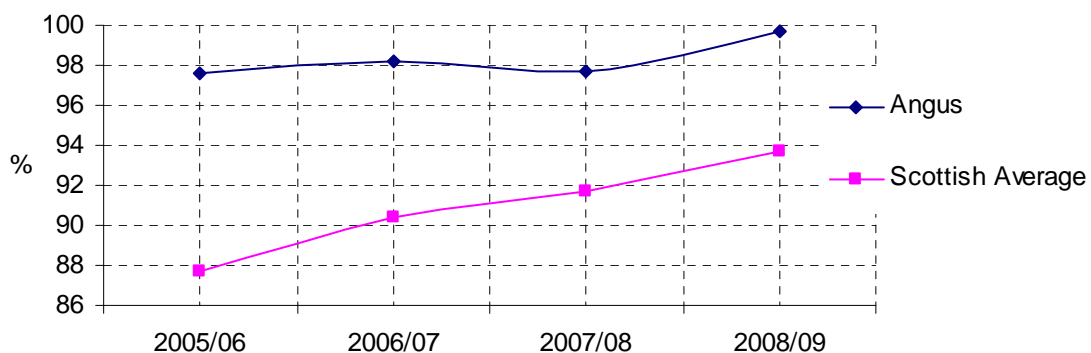
- Performance for this measure improved by 12.23% in 2008/09.
- Angus Council performance was better than the Scottish average.
- We are among the 1st quartile of Scottish councils for this measure. Rank 6.



	2005/06	2006/07	2007/08	2008/09
Angus	43.9	53.7	70.3	78.9
Scottish Average	48.0	51.1	56.4	65.4

↑ Percentage of occupied places for older people that are single rooms

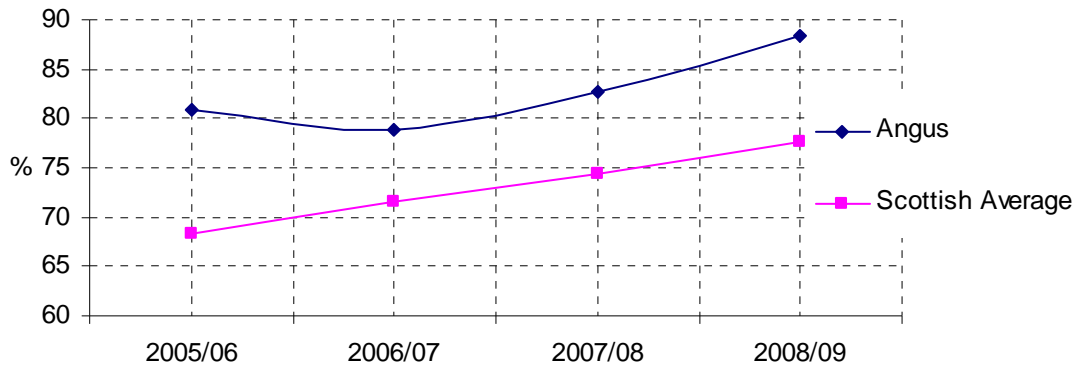
- Performance for this measure improved by 1.99% in 2008/09.
- Angus Council performance was better than the Scottish average.
- We are among the 1st quartile of Scottish councils for this measure. Rank 3.



	2005/06	2006/07	2007/08	2008/09
Angus	97.61	98.21	97.75	99.7
Scottish Average	87.70	90.40	91.70	93.7

↑ Percentage of occupied places for older people that have en suite facilities

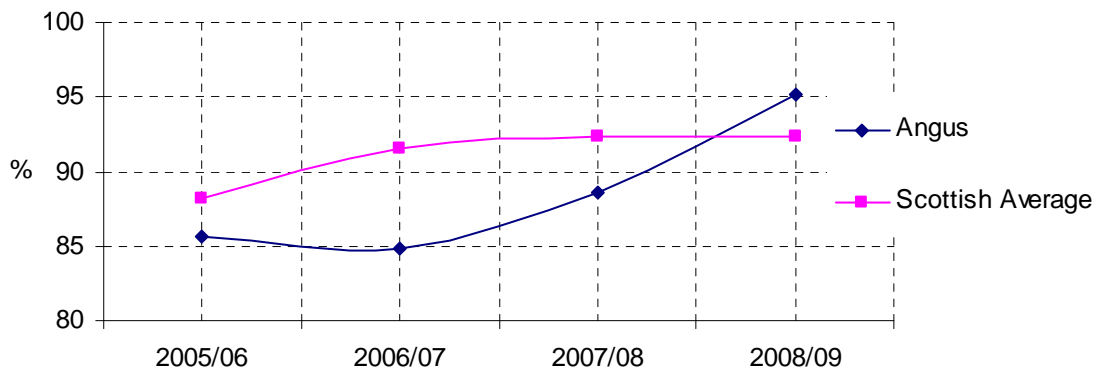
- Performance for this measure improved by 6.77% in 2008/09.
- Angus Council performance was better than the Scottish average.
- We are among the 1st quartile of Scottish councils for this measure. Rank 6.



	2005/06	2006/07	2007/08	2008/09
Angus	80.8	78.9	82.7	88.3
Scottish Average	68.4	71.5	74.3	77.73

↑ Percentage of occupied places for other adults that are single rooms

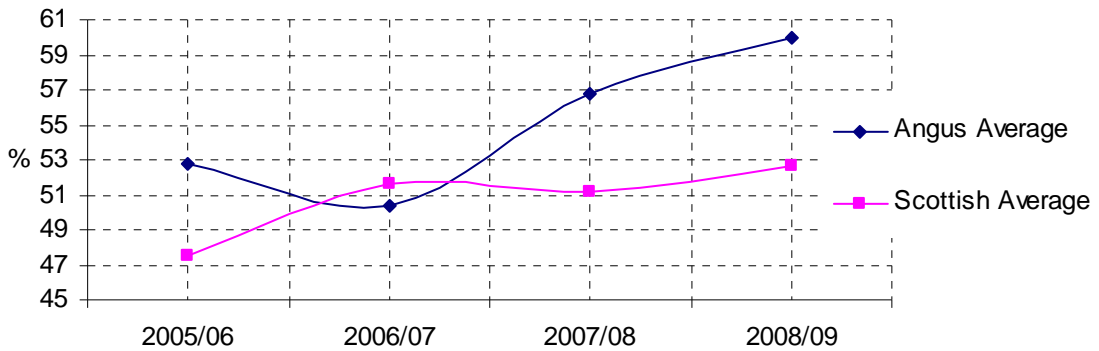
- Performance for this measure improved by 7.45% in 2008/09.
- Angus Council performance was better than the Scottish average.
- We are among the 3rd quartile of Scottish councils for this measure. Rank 20.



	2005/06	2006/07	2007/08	2008/09
Angus	85.6	84.8	88.6	95.2
Scottish Average	88.2	91.5	92.3	92.3

↑ Percentage of occupied places for other adults that have en suite facilities

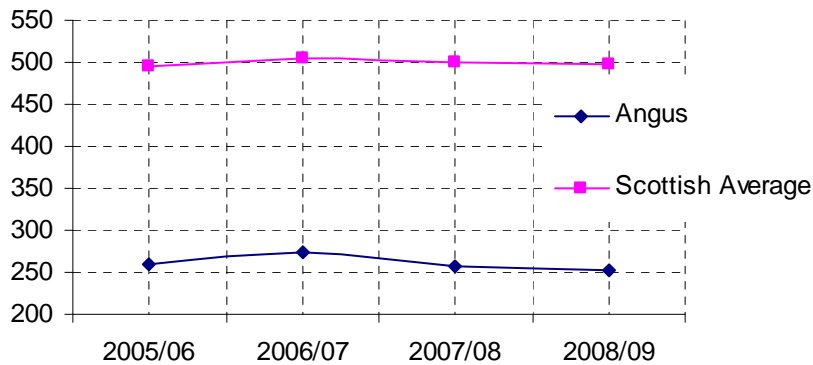
- Performance for this measure improved by 5.63% in 2008/09.
- Angus Council performance was better than the Scottish average.
- We are among the 2nd quartile of Scottish councils for this measure. Rank 13.



	2005/06	2006/07	2007/08	2008/09
Angus	52.8	50.4	56.8	60
Scottish Average	47.5	51.6	51.2	52.6

↓ Total number of homecare hours provided as a rate per 1,000 population aged 65+

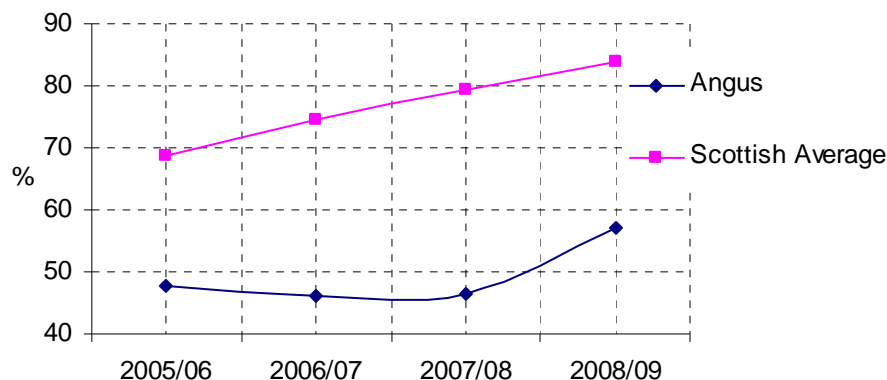
- Performance for this measure declined by 2.13% in 2008/09.
- Angus Council performance was not as good as the Scottish average.
- We are among the 4th quartile of Scottish councils for this measure. Rank 31.



	2005/06	2006/07	2007/08	2008/09
Angus	259.3	273.5	257.9	252.4
Scottish Average	495.5	504.3	500.7	497.5

↑ Percentage of homecare clients (aged 65+) receiving personal care

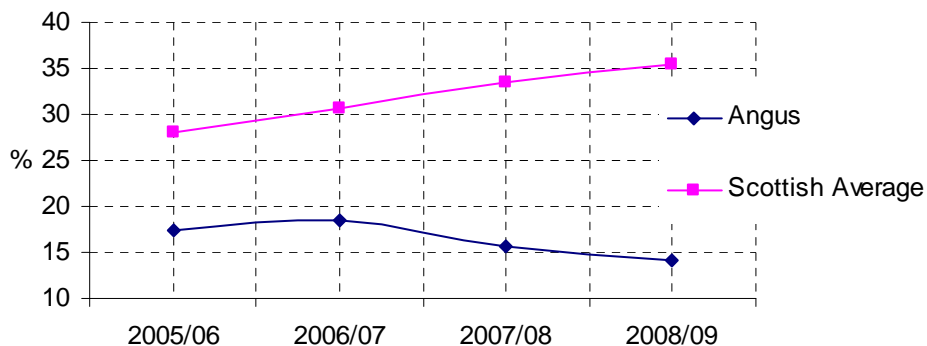
- Performance for this measure improved by 22.58% in 2008/09.
- Angus Council performance was not as good as the Scottish average.
- We are among the 4th quartile of Scottish councils for this measure. Rank 29.



	2005/06	2006/07	2007/08	2008/09
Angus	47.6	46.1	46.5	57.0
Scottish Average	68.7	74.6	79.2	84.0

↓ Percentage of homecare clients (aged 65+) receiving a service during evening/overnight

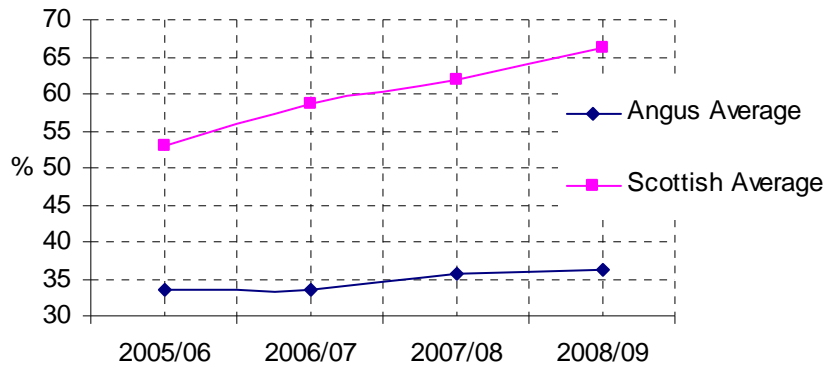
- Performance for this measure declined by 9.55% in 2008/09.
- Angus Council performance was not as good as the Scottish average.
- We are among the 4th quartile of Scottish councils for this measure. Rank 30.



	2005/06	2006/07	2007/08	2008/09
Angus	17.3	18.4	15.7	14.2
Scottish Average	28.1	30.7	33.5	35.4

↑ Percentage of homecare clients (aged 65+) receiving a service at weekends

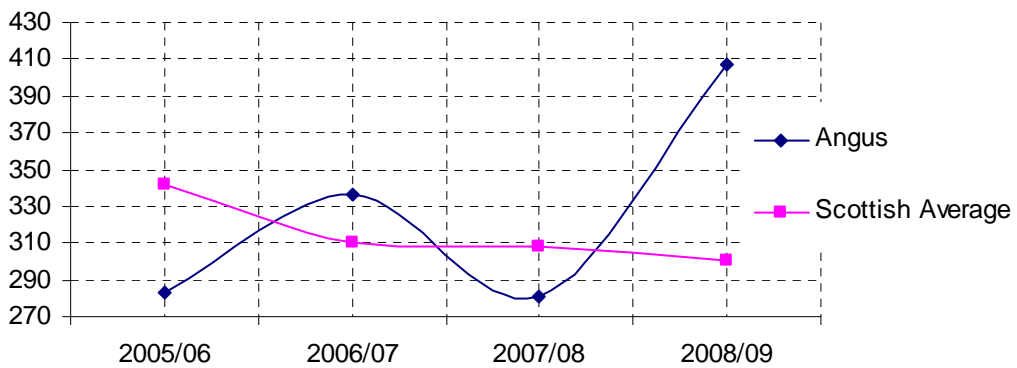
- Performance for this measure improved by 1.40% in 2008/09.
- Angus Council performance was not as good as the Scottish average.
- We are among the 4th quartile of Scottish councils for this measure. Rank 31.



	2005/06	2006/07	2007/08	2008/09
Angus	33.6	33.5	35.8	36.3
Scottish Average	52.9	58.7	61.9	66.3

↑ Number of respite nights provided per 1,000 population aged 65+

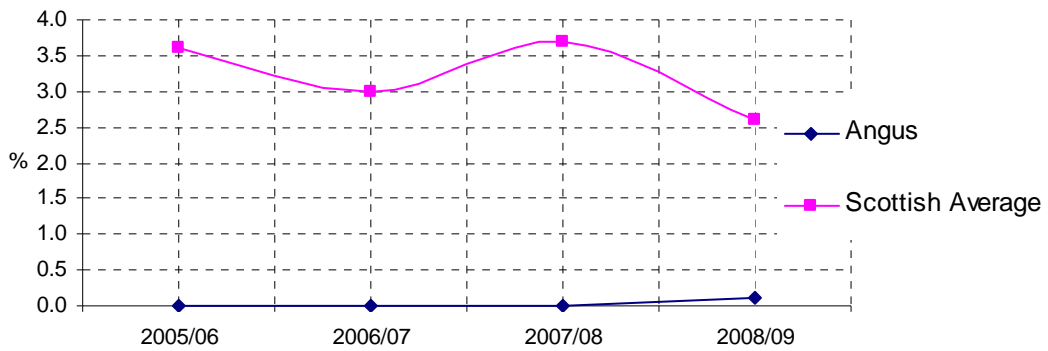
- Performance for this measure improved by 44.67% in 2008/09.
- Angus Council performance was better than the Scottish average.
- We are among the 2nd quartile of Scottish councils for this measure. Rank 10.



	2005/06	2006/07	2007/08	2008/09
Angus	283.5	336.4	281.2	406.8
Scottish Average	341.6	310.1	308.5	300.1

↑ Percentage of respite nights not in a care home aged 65+

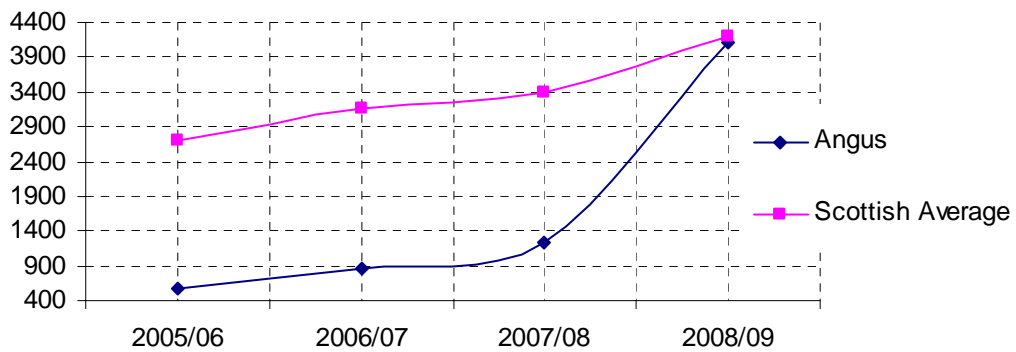
- Performance for this measure improved in 2008/09.
- Angus Council performance was not as good as the Scottish average.
- We are among the 3rd quartile of Scottish councils for this measure. Rank 19.



	2005/06	2006/07	2007/08	2008/09
Angus	0.0	0.0	0.0	0.1
Scottish Average	3.6	3.0	3.7	2.6

↑ Number of daytime respite hours provided per 1,000 population aged 65+

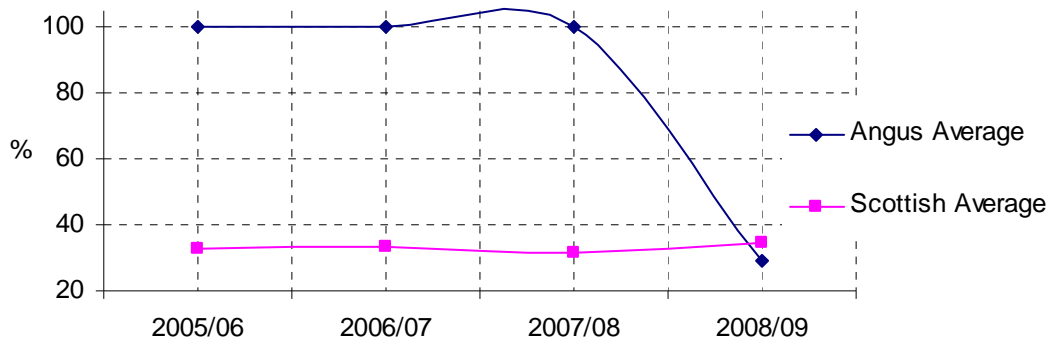
- Performance for this measure improved by 231.23% in 2008/09.
- Angus Council performance was not as good as the Scottish average.
- We are among the 2nd quartile of Scottish councils for this measure. Rank 13.



	2005/06	2006/07	2007/08	2008/09
Angus	578.5	848.9	1237.2	4098.0
Scottish Average	2708.4	3167.8	3400.2	4208.3

↓ **Percentage of daytime respite not in a day centre aged 65+**

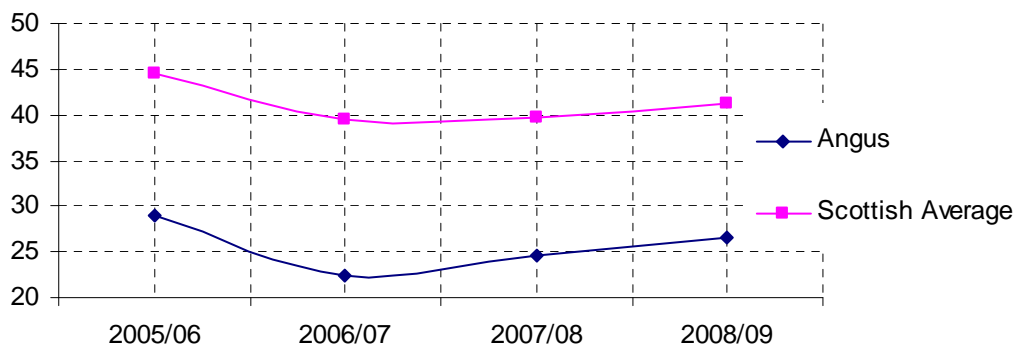
- Performance for this measure declined by 70.70% in 2008/09.
- Angus Council performance was not as good as the Scottish average.
- We are among the 3rd quartile of Scottish councils for this measure. Rank 21.



	2005/06	2006/07	2007/08	2008/09
Angus	100.0	100.0	100.0	29.3
Scottish Average	33.0	33.1	31.3	34.6

↑ **Number of respite nights provided per 1,000 population aged 18-64**

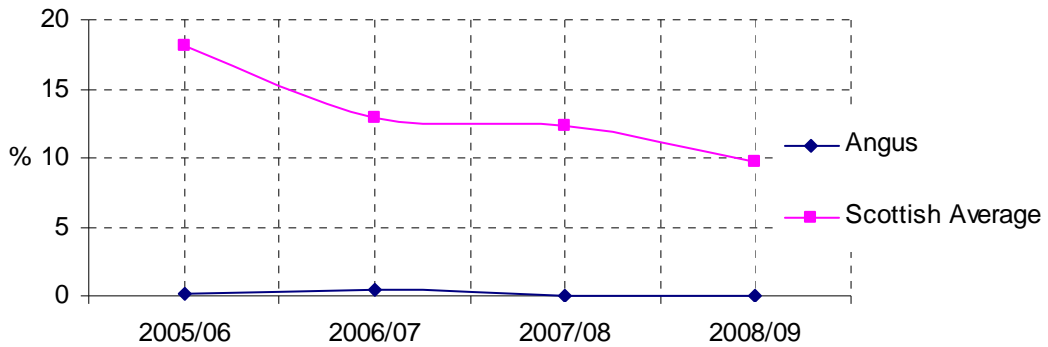
- Performance for this measure improved by 7.72% in 2008/09.
- Angus Council performance was not as good as the Scottish average.
- We are among the 4th quartile of Scottish councils for this measure. Rank 28.



	2005/06	2006/07	2007/08	2008/09
Angus	29	22.5	24.6	26.5
Scottish Average	44.5	39.5	39.7	41.3

➔ **Percentage of respite nights not in a care home aged 18-64**

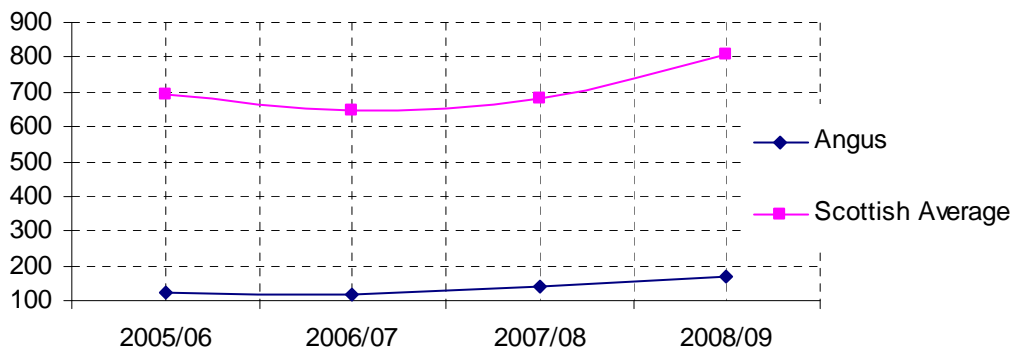
- Performance for this measure did not change in 2008/09.
- Angus Council performance was not as good as the Scottish average.
- We are among the 4th quartile of Scottish councils for this measure. Rank 25.



	2005/06	2006/07	2007/08	2008/09
Angus	0.2	0.4	0.0	0.0
Scottish Average	18.1	12.9	12.3	9.7

⬆ **Number of daytime respite hours provided per 1,000 population aged 18-64**

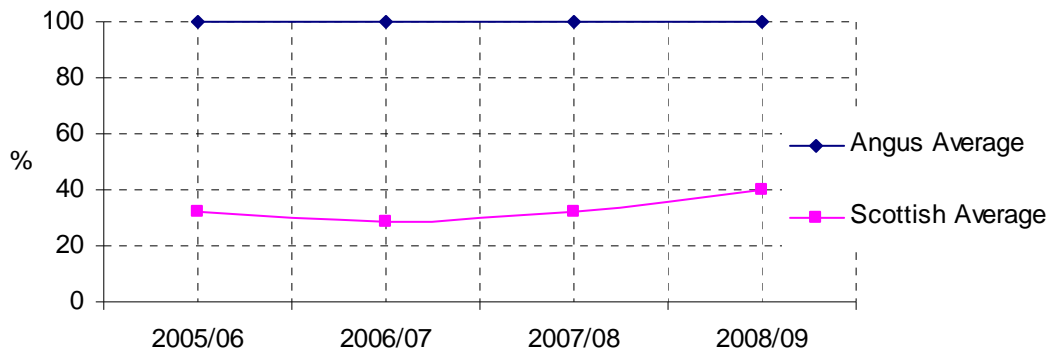
- Performance for this measure improved by 19.52% in 2008/09.
- Angus Council performance was not as good as the Scottish average.
- We are among the 3rd quartile of Scottish councils for this measure. Rank 24.



	2005/06	2006/07	2007/08	2008/09
Angus	123.1	119.7	141.4	169
Scottish Average	692.3	645.6	682.7	809.8

➔ **Percentage of daytime respite not in a day centre aged 18-64**

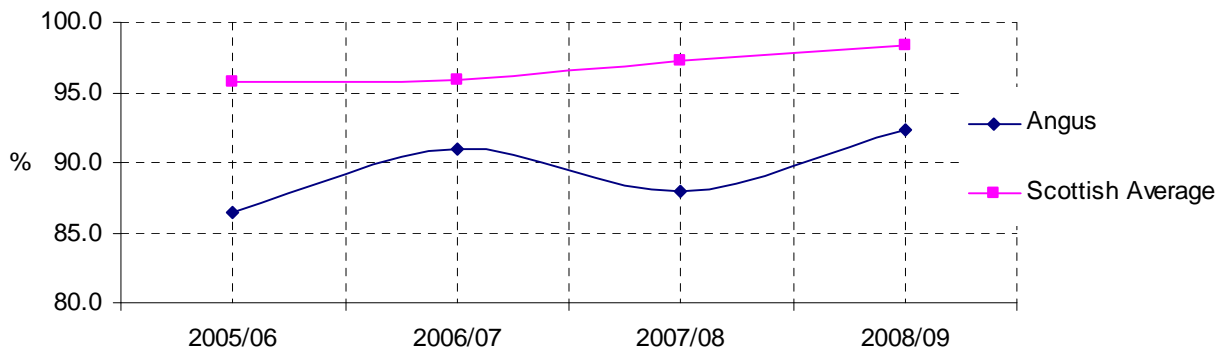
- Performance for this measure did not change in 2008/09.
- Angus Council performance was better than the Scottish average.
- We are among the 1st quartile of Scottish councils for this measure. Rank 1.



	2005/06	2006/07	2007/08	2008/09
Angus	100.0	100.0	100.0	100.0
Scottish Average	32.0	28.3	32.3	39.9

⬆ **Proportion of social enquiry reports submitted to courts by due date**

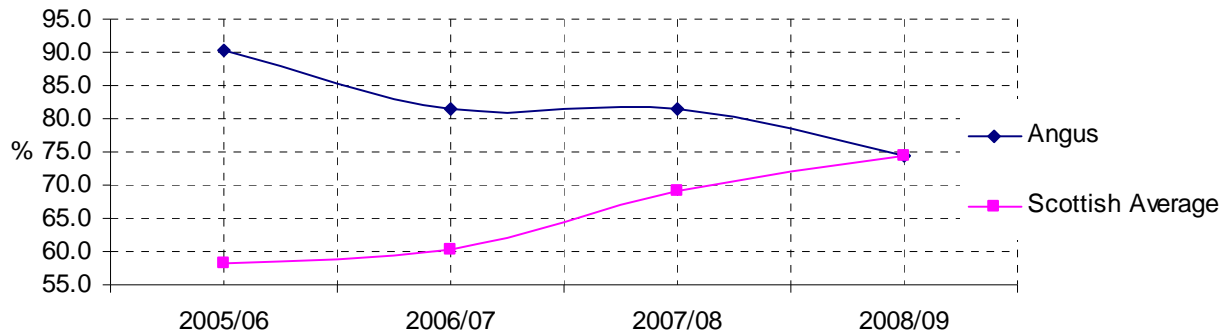
- Performance for this measure improved by 5.01% in 2008/09.
- Angus Council performance was not as good as the Scottish average.
- We are among the 4th quartile of Scottish councils for this measure. Rank 29.



	2005/06	2006/07	2007/08	2008/09
Angus	86.4	90.9	87.9	92.3
Scottish Average	95.9	95.9	97.3	98.3

↓ **Proportion of new probationers seen by a supervising officer within one week**

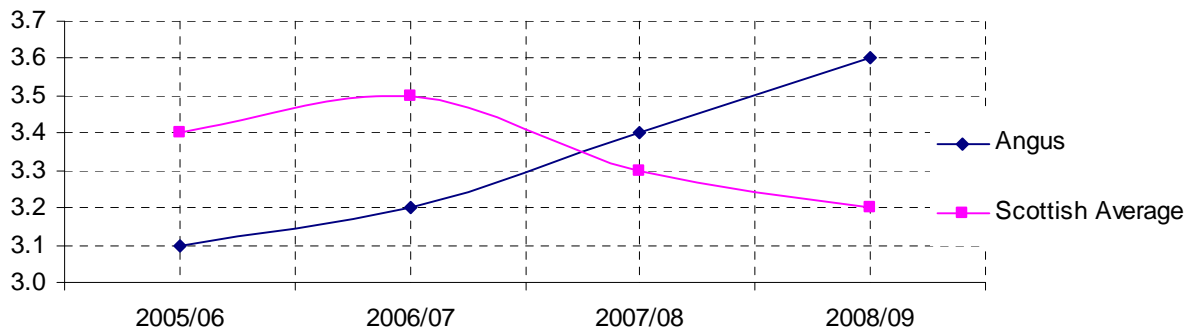
- Performance for this measure declined by 8.59% in 2008/09.
- Angus Council performance was the same as the Scottish average.
- We are among the 3rd quartile of Scottish councils for this measure. Rank 20.



	2005/06	2006/07	2007/08	2008/09
Angus	90.3	81.6	81.5	74.5
Scottish Average	58.3	60.4	69.3	74.5

↑ **Average hours per week taken to complete community service orders**

- Performance for this measure improved by 5.88% in 2008/09.
- Angus Council performance was better than the Scottish average.
- We are among the 2nd quartile of Scottish councils for this measure. Rank 12.



	2005/06	2006/07	2007/08	2008/09
Angus	3.1	3.2	3.4	3.6
Scottish Average	3.4	3.5	3.3	3.2