

## Performance Key

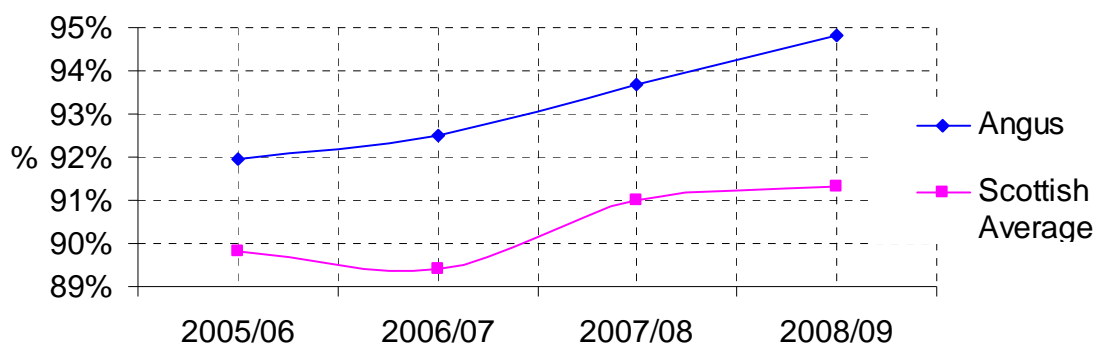
Arrows:    ↑ Better    ↓ Worse    → No change    ■ Cannot be compared

## Housing

→ Of the 2008/09 indicators compared with 2007/08, 6 were better, 7 could not be compared and 6 were worse; when compared with Scotland 9 were above average and 10 were below average.

### ↑ Percentage of housing repairs completed within target times

- Performance for this measure improved by 1.17% in 2008/09.
- Angus Council performance was better than the Scottish average.
- We are among the 1<sup>st</sup> quartile of Scottish councils for this measure. Rank 6.



	2005/06	2006/07	2007/08	2008/09
Angus	91.97%	92.5%	93.7%	94.8%
Scottish Average	89.8%	89.43%	91%	91.3%

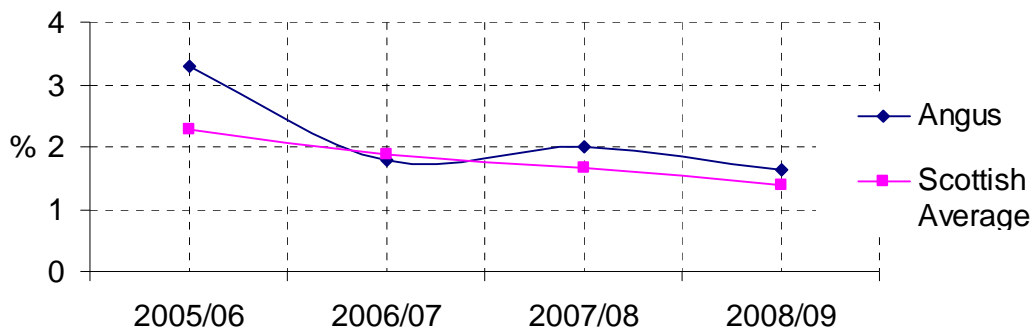
### ■ Percentage of dwellings meeting SHQS

- This measure was introduced in 2008/09.
- Angus Council performance was better than the Scottish average.
- We are among the 1<sup>st</sup> quartile of Scottish councils for this measure. Rank 1.

	2008/09
Angus	82,7
Scottish Average	35.8

**↑ The total annual rent loss due to voids expressed as a percentage of the total amount of rent due in the year.**

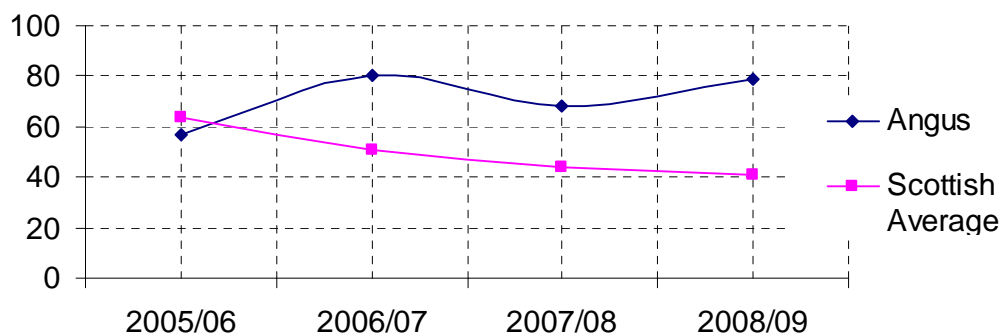
- Performance for this measure improved by 18% in 2008/09.
- Angus Council performance was not as good as the Scottish average.
- We are among the 2<sup>nd</sup> quartile of Scottish councils for this measure. Rank 16.



	2005/06	2006/07	2007/08	2008/09
Angus	3.3	1.8	2	1.64
Scottish Average	2.29	1.87	1.65	1.4

**↓ Average time (days) to re-let houses that are not low demand**

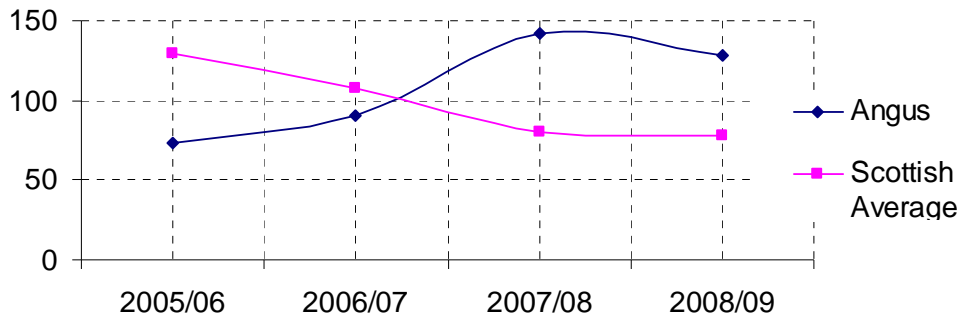
- Performance for this measure declined by 16.18% in 2008/09.
- Angus Council performance was not as good as the Scottish average.
- We are among the 4<sup>th</sup> quartile of Scottish councils for this measure. Rank 25.



	2005/06	2006/07	2007/08	2008/09
Angus	57	80	68	79
Scottish Average	64	51	44	41

**↑ Average time (days) to re-let houses that are low demand**

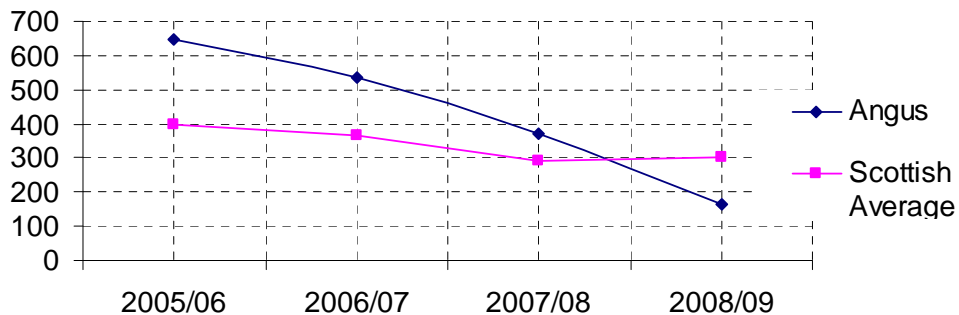
- Performance for this measure improved by 9.86% in 2008/09.
- Angus Council performance was not as good as the Scottish average.
- We are among the 3<sup>rd</sup> quartile of Scottish councils for this measure. Rank 20.



	2005/06	2006/07	2007/08	2008/09
Angus	73	91	142	128
Scottish Average	129	108	80	78

**↑ Average time that low demand houses had been un-let at year end**

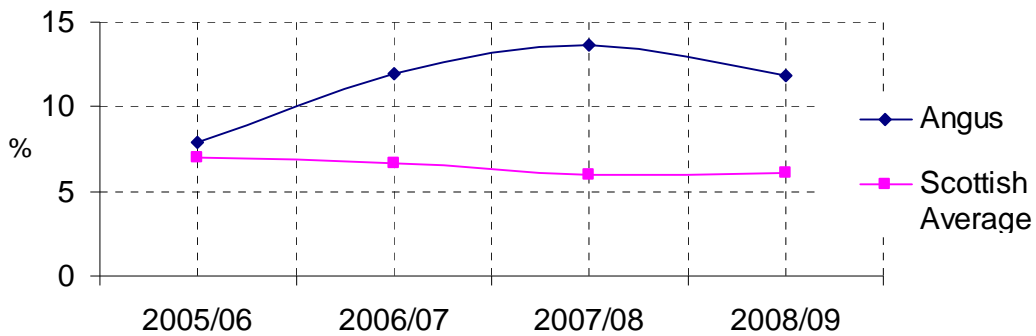
- Performance for this measure improved by 56.06% in 2008/09.
- Angus Council performance was better than the Scottish average.
- We are among the 2<sup>nd</sup> quartile of Scottish councils for this measure. Rank 12.



	2005/06	2006/07	2007/08	2008/09
Angus	649	537	371	163
Scottish Average	396	364	294	303

**↑ Current tenant arrears as a percentage of the net amount of rent due in the year**

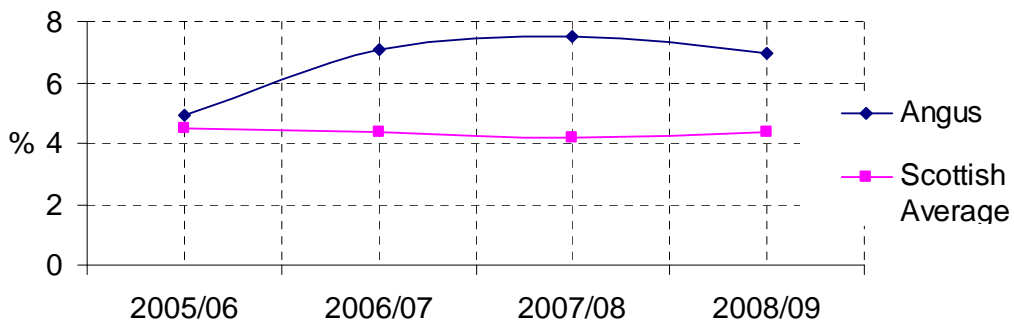
- Performance for this measure improved by 13.09% in 2008/09.
- Angus Council performance was not as good as the Scottish average.
- We are among the 4<sup>th</sup> quartile of Scottish councils for this measure. Rank 26.



	2005/06	2006/07	2007/08	2008/09
Angus	7.9	12.0	13.6	11.82
Scottish Average	7.0	6.7	6.0	6.1

**↑ Percentage of current tenants owing more than 13 weeks at the year end, excluding those owing less than £250**

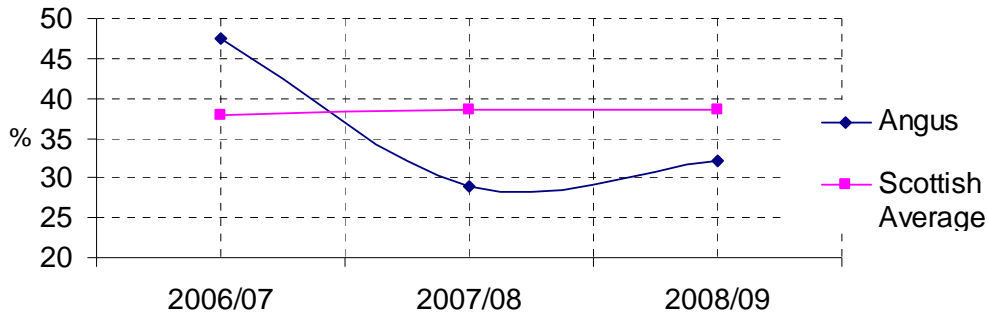
- Performance for this measure improved by 7.33% in 2008/09.
- Angus Council performance was not as good as the Scottish average.
- We are among the 3<sup>rd</sup> quartile of Scottish councils for this measure. Rank 24.



	2005/06	2006/07	2007/08	2008/09
Angus	4.9	7.1	7.5	6.95
Scottish Average	4.5	4.4	4.2	4.4

↓ **The proportion of tenants giving up their tenancy during the year that were in rent arrears**

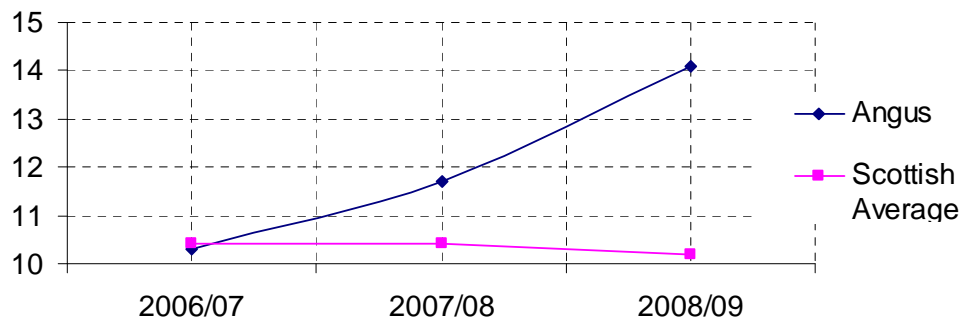
- Performance for this measure declined by 10.34% in 2008/09.
- Angus Council performance was better than the Scottish average.
- We are among the 2<sup>nd</sup> quartile of Scottish councils for this measure. Rank 9.



	2006/07	2007/08	2008/09
Angus	47.4	29.0	32.1
Scottish Average	37.9	38.5	38.5

↓ **Average number of weeks rent owed by tenants leaving in arrears**

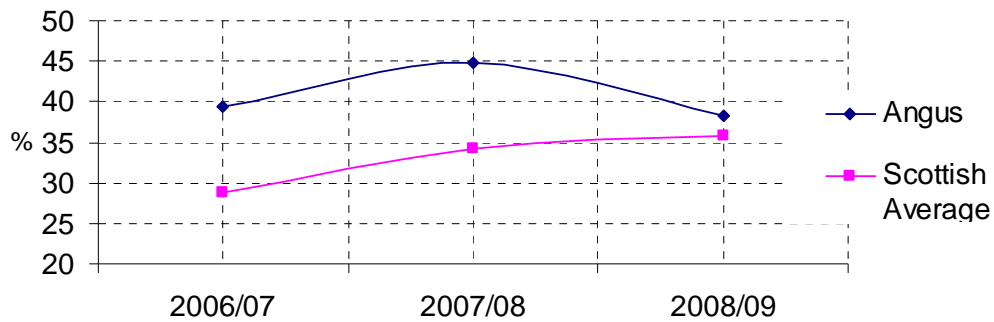
- Performance for this measure declined by 20.51% in 2008/09.
- Angus Council performance was not as good as the Scottish average.
- We are among the 3<sup>rd</sup> quartile of Scottish councils for this measure. Rank 24.



	2006/07	2007/08	2008/09
Angus	10.3	11.7	14.1
Scottish Average	10.4	10.4	10.2

↓ **The percentage of former tenant arrears written off or collected during the year**

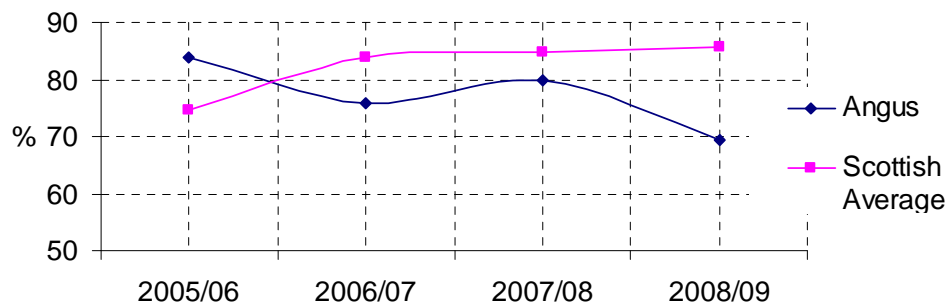
- Performance for this measure declined by 14.51% in 2008/09.
- Angus Council performance was better than the Scottish average.
- We are among the 2<sup>nd</sup> quartile of Scottish councils for this measure. Rank 10.



	2006/07	2007/08	2008/09
Angus	39.5	44.8	38.3
Scottish Average	28.7	34.1	35.7

↓ **Council house sales – the percentage of sales completed within 26 weeks**

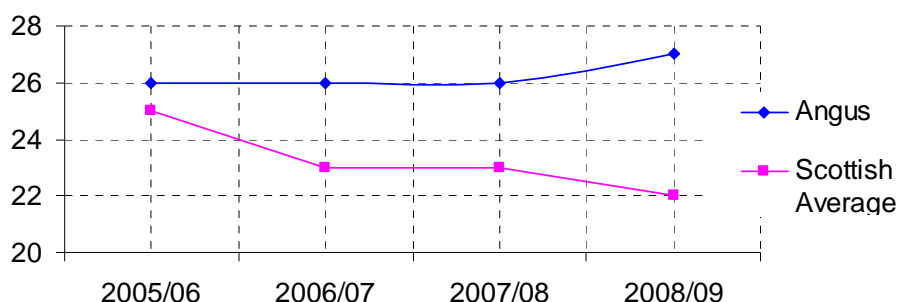
- Performance for this measure declined by 13.25% in 2008/09.
- Angus Council performance was not as good as the Scottish average.
- We are among the 3<sup>rd</sup> quartile of Scottish councils for this measure. Rank 22.



	2005/06	2006/07	2007/08	2008/09
Angus	84	75.9	80	69.4
Scottish Average	74.6	83.7	84.7	85.7

## ↓ Council house Sales - Average time to sell houses

- Performance for this measure declined by 3.85% in 2008/09.
- Angus Council performance was not as good as the Scottish average.
- We are among the 3<sup>rd</sup> quartile of Scottish councils for this measure. Rank 22.



	2005/06	2006/07	2007/08	2008/09
Angus	26	26	26	27*
Scottish Average	25	23	23	22

\* This figure is rounded up from the actual 26.5 weeks.

## Homelessness

### ■ Percentage of decision notifications issued within 28 days of date of initial presentation for permanent accommodation

- This measure was introduced in 2008/09.
- Angus Council performance was not as good as the Scottish average.
- We are among the 4<sup>th</sup> quartile of Scottish councils for this measure. Rank 31.

	2008/09
Angus	36.9
Scottish Average	74.9

### ■ Percentage who are housed into permanent accommodation

- This measure was introduced in 2008/09.
- Angus Council performance was better than the Scottish average.
- We are among the 1<sup>st</sup> quartile of Scottish councils for this measure. Rank 4.

	2008/09
Angus	67.2
Scottish Average	45.4

### ■ Percentage of permanent accommodation cases reassessed

- This measure was introduced in 2008/09.
- Angus Council performance was better than the Scottish average.
- We are among the 1<sup>st</sup> quartile of Scottish councils for this measure. Rank 5.

	2008/09
Angus	3.5
Scottish Average	6.6

## Homelessness (continued)

### ■ Percentage of decision notifications issued within 28 days of date of initial presentation for temporary accommodation

- This measure was introduced in 2008/09.
- Angus Council performance was not as good as the Scottish average.
- We are among the 4<sup>th</sup> quartile of Scottish councils for this measure. Rank 32.

	2008/09
Angus	27.6
Scottish Average	74.0

### ■ Percentage of temporary accommodation cases reassessed

- This measure was introduced in 2008/09.
- Angus Council performance was better than the Scottish average.
- We are among the 1<sup>st</sup> quartile of Scottish councils for this measure. Rank 3.

	2008/09
Angus	1.4
Scottish Average	5.5

### ■ The proportion of those provided with permanent accommodation in council stock who maintained their tenancy for at least 12 months

- This measure was introduced in 2008/09.
- Angus Council performance was better than the Scottish average.
- We are among the 1<sup>st</sup> quartile of Scottish councils for this measure. Rank 6.

	2008/09
Angus	93
Scottish Average	86