

## Performance Key

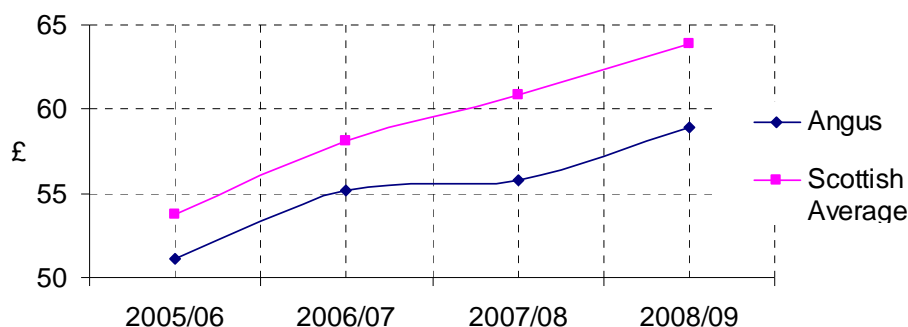
Arrows:    ↑ Better    ↓ Worse    → No change    ■ Cannot be compared

## Waste Management

↓ Of the 2008/09 indicators compared with 2007/08, 5 were worse and 1 could not be compared; when compared with Scotland 3 were above average, 1 was the same as the Scottish average and 2 were below average.

### ↓ Net cost per property (£) of refuse collection

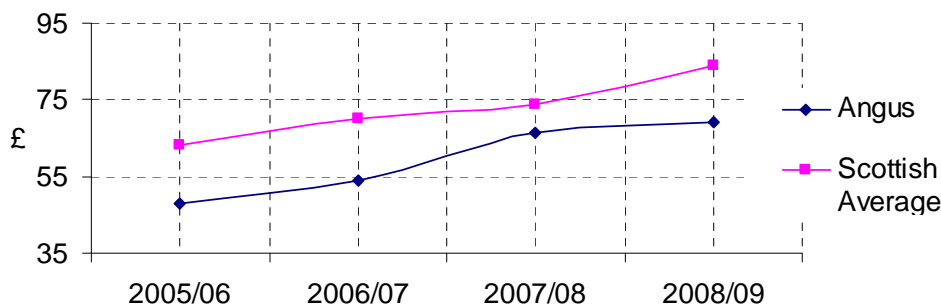
- Performance for this measure declined by 5.67% in 2008/09.
- Angus Council performance was better than the Scottish average.
- We are among the 2<sup>nd</sup> quartile of Scottish councils for this measure. Rank 13.



	2005/06	2006/07	2007/08	2008/09
Angus	51.1	55.17	55.73	58.89
Scottish Average	53.76	58.1	60.85	63.92

### ↓ Net cost per property (£) of refuse disposal

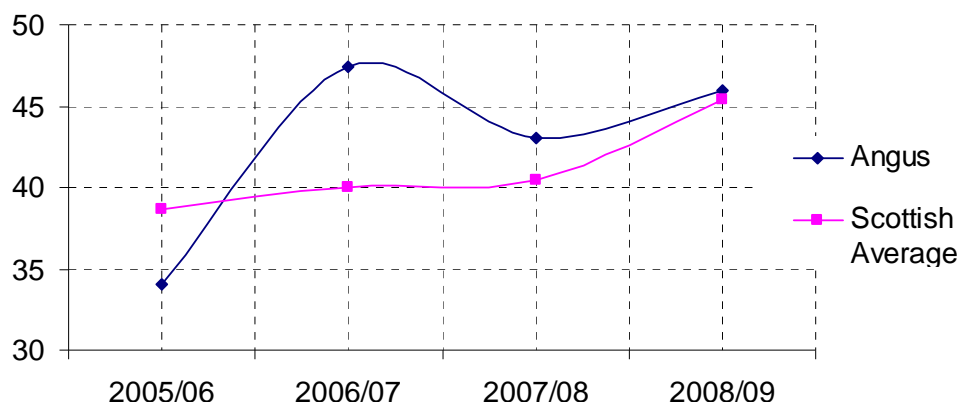
- Performance for this measure declined by 4.33% in 2008/09.
- Angus Council performance was better than the Scottish average.
- We are among the 1<sup>st</sup> quartile of Scottish councils for this measure. Rank 8.



	2005/06	2006/07	2007/08	2008/09
Angus	47.71	53.96	66.23	69.10
Scottish Average	63.18	70.16	73.61	83.97

## ↓ Refuse Collection Complaints - Number of complaints per 1,000 households

- Performance for this measure declined by 6.98% in 2008/09.
- Angus Council performance was not as good as the Scottish average.
- We are among the 3<sup>rd</sup> quartile of Scottish councils for this measure. Rank 22.



	2005/06	2006/07	2007/08	2008/09
Angus	34.1	47.4	43.0	46.0
Scottish Average	38.6	40.0	40.5	45.4

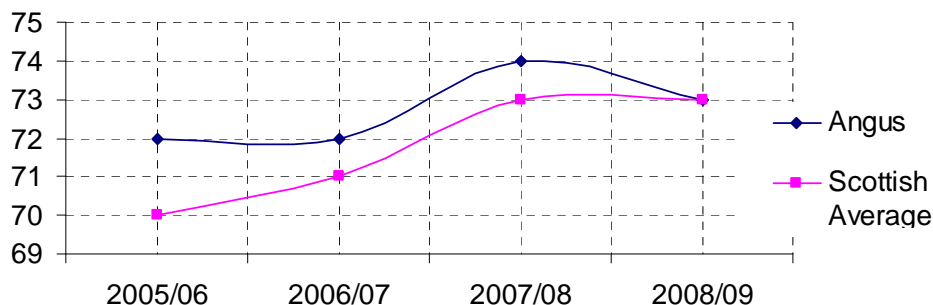
## ■ Percentage of municipal waste recycled

- This measure was introduced in 2008/09.
- Angus Council performance was better than the Scottish average.
- We are among the 2<sup>nd</sup> quartile of Scottish councils for this measure. Rank 15

	2008/09
Angus	35.8
Scottish Average	34.3

## ↓ The cleanliness index (based on the amount of litter) achieved following inspection of a sample of streets and other land

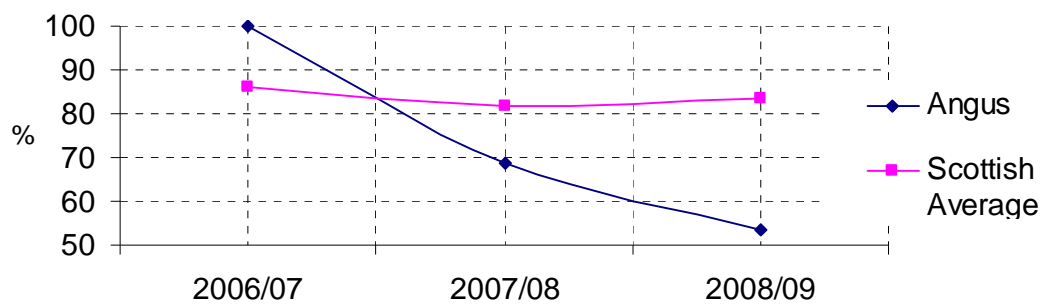
- Performance for this measure declined by 1.35% in 2008/09.
- Angus Council performance was the same as the Scottish average.
- We are among the 3<sup>rd</sup> quartile of Scottish councils for this measure. Rank 18



	2005/06	2006/07	2007/08	2008/09
Angus	72	72	74	73
Scottish Average	70	71	73	73

↓ **Abandoned Vehicles - proportion of abandoned vehicles removed within 14 days**

- Performance for this measure declined by 22.53% in 2008/09.
- Angus Council performance was not as good as the Scottish average.
- We are among the 3<sup>rd</sup> quartile of Scottish councils for this measure. Rank 24



	2006/07	2007/08	2008/09
Angus	100.0	68.8	53.3
Scottish Average	86.1	81.9	83.3