

Angus Council Report Card

Performance Key

Arrows: **↑** Better **↓** Worse **→** No change **■** Cannot be compared

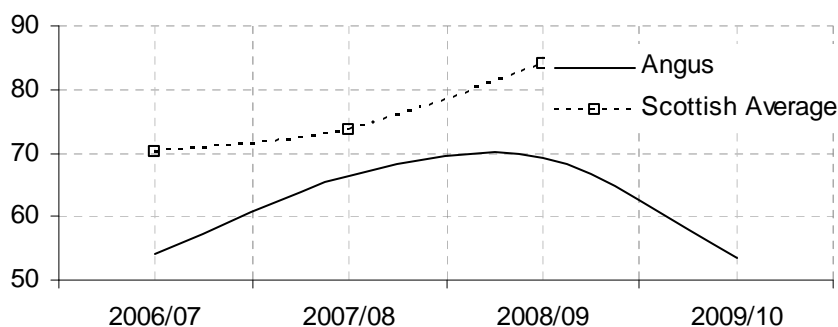
↑ Waste Management

Further information is available in the:

[2010/11 Neighbourhood Services Service Plan](#) and
[Neighbourhood Services Department Annual Report 2009/2010](#)

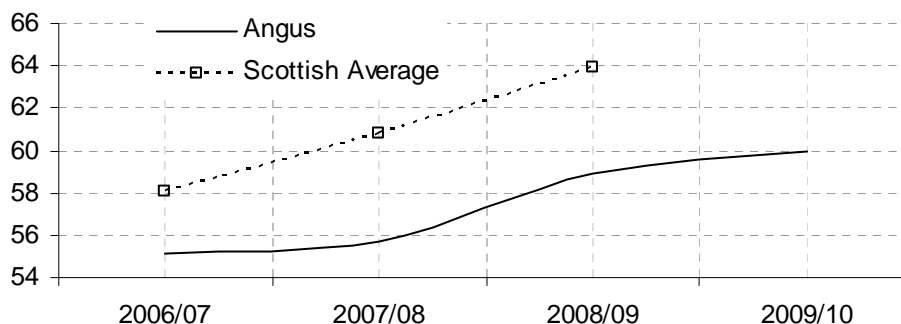
↑ The net cost of refuse disposal per premise

	2006/07	2007/08	2008/09	2009/10
Angus	£53.96	£66.23	£69.10	£53.50
Scotland	£70.16	£73.61	£83.97	



↓ The net cost of refuse collection per premise

	2006/07	2007/08	2008/09	2009/10
Angus	£55.17	£55.73	£58.89	£59.91
Scotland	£58.1	£60.85	£63.92	



↑ Percentage of municipal waste composted/recycled

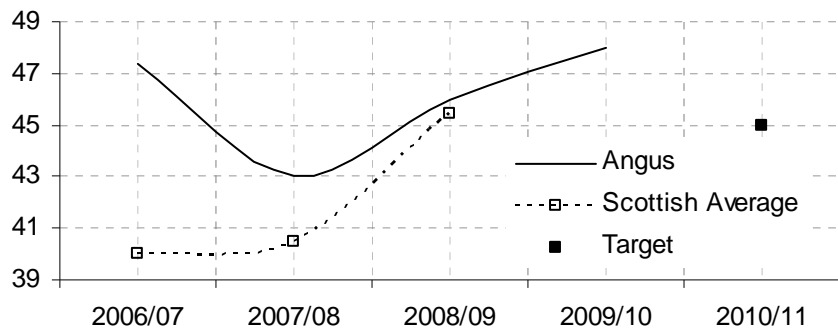
	2008/09	2009/10	2010/11
Angus	35.8	39.1	
Scotland	34.3		
Target			43

↑ The percentage of municipal waste landfilled

	2008/09	2009/10	2010/11
Angus	48.24%	43.39%	
Target			44%

↓ Refuse collection complaints and per 1,000 households

	2006/07	2007/08	2008/09	2009/10	2010/11
Angus	47.4	43	46	48.0	
Scotland	40	40.5	45.4		
Target					45.0



→ Cleanliness Index

	2006/07	2007/08	2008/09	2009/10	2010/11
Angus	72	74	73	73	
Scotland	71	73	73		
Target					73

