

Angus Council Report Card

Performance Key

Arrows: Better

Worse

No change

Cannot be compared

Community Care

Further information is available in:

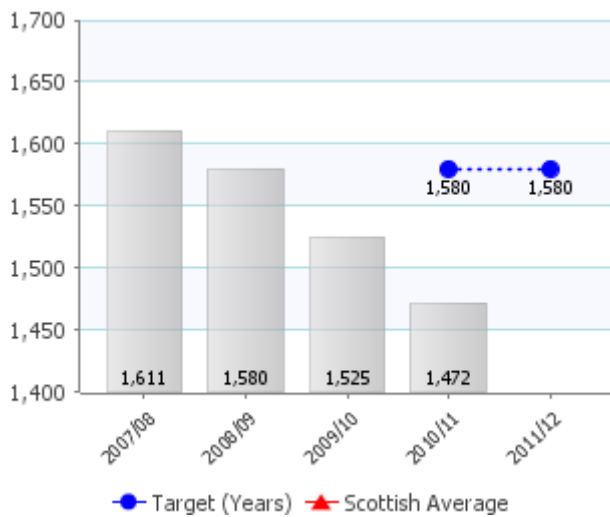
[Community Care Committee Reports 2011](#)

[Social Work and Health Department Annual Report 2010/11](#)

[Chief Social Work Officer's Report](#)

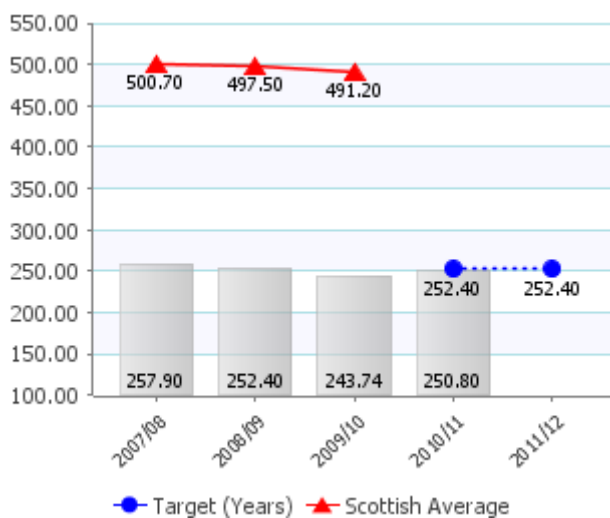
[The Annual Report of the Angus Adult Protection Committee 2010/11](#)

Number of people aged 65+ receiving homecare



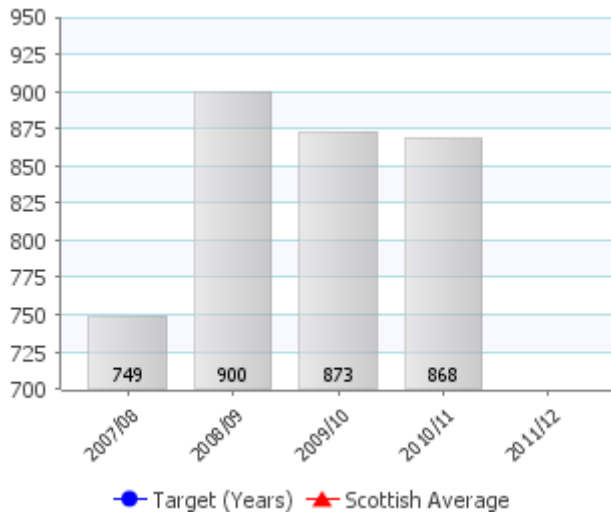
	Value	Target	Scottish Average
2007/08	1,611		
2008/09	1,580		
2009/10	1,525		
2010/11	1,472		
2011/12			

Number of homecare hours per 1,000 population aged 65+



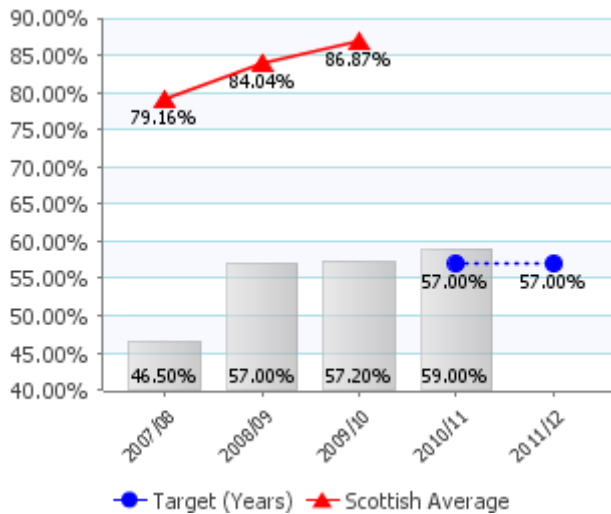
	Value	Target	Scottish Average
2007/08	257.90		500.7
2008/09	252.40		497.5
2009/10	243.74		491.2
2010/11	250.80	252.40	
2011/12		252.40	

↓ As a proportion of homecare clients age 65+ the number receiving personal care



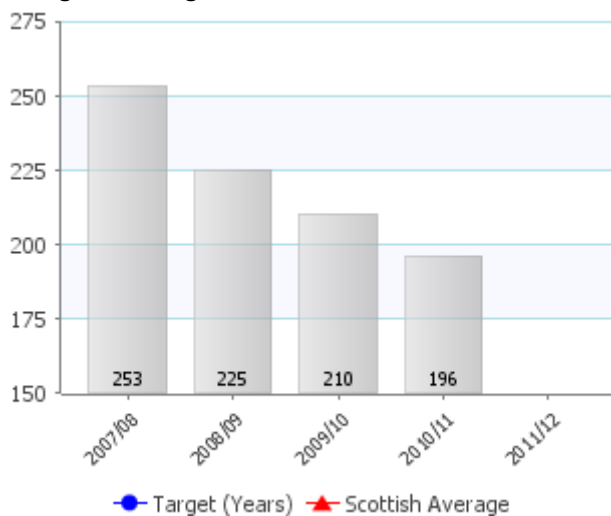
	Value	Target	Scottish Average
2007/08	749		
2008/09	900		
2009/10	873		
2010/11	868		
2011/12			

↑ As a proportion of homecare clients age 65+ the percentage receiving personal care



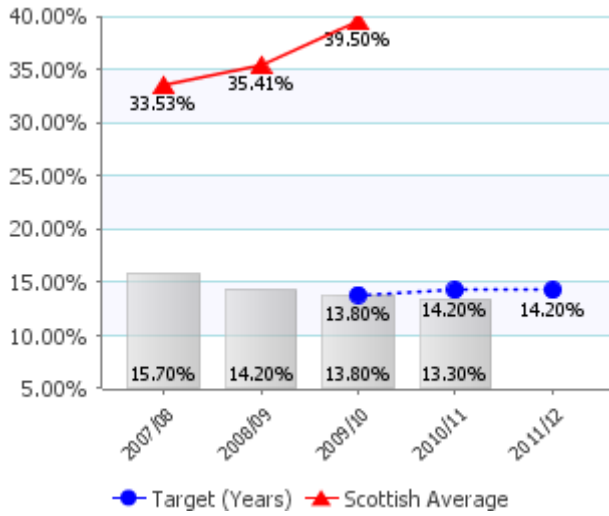
	Value	Target	Scottish Average
2007/08	46.50%		79.16%
2008/09	57.00%		84.04%
2009/10	57.20%		86.87%
2010/11	59.00%	57.00%	
2011/12		57.00%	

↓ As a proportion of homecare clients age 65+ the number receiving a service during evenings/overnight



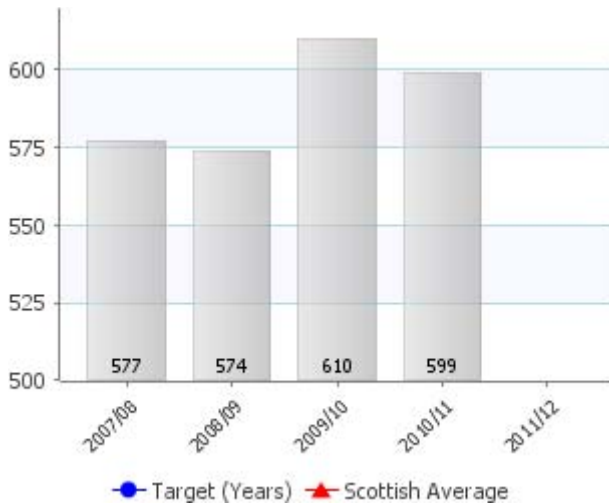
	Value	Target	Scottish Average
2007/08	253		
2008/09	225		
2009/10	210		
2010/11	196		
2011/12			

↓ As a proportion of homecare clients age 65+ the percentage receiving a service during evenings/overnight



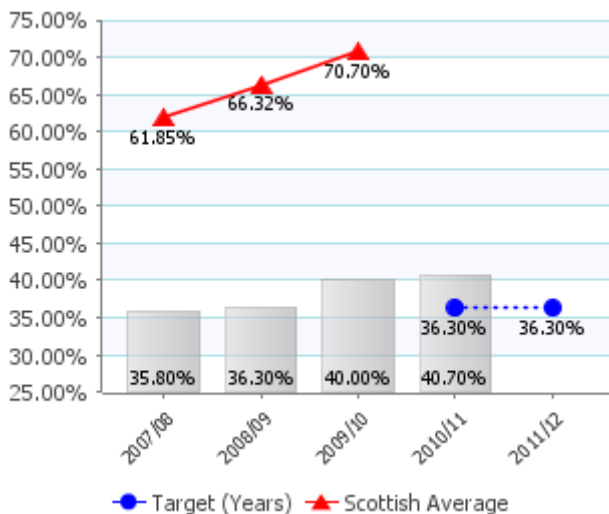
	Value	Target	Scottish Average
2007/08	15.70%		33.53%
2008/09	14.20%		35.41%
2009/10	13.80%	13.80%	39.5%
2010/11	13.30%	14.20%	
2011/12		14.20%	

↓ As a proportion of homecare clients age 65+ the number receiving a service at weekends




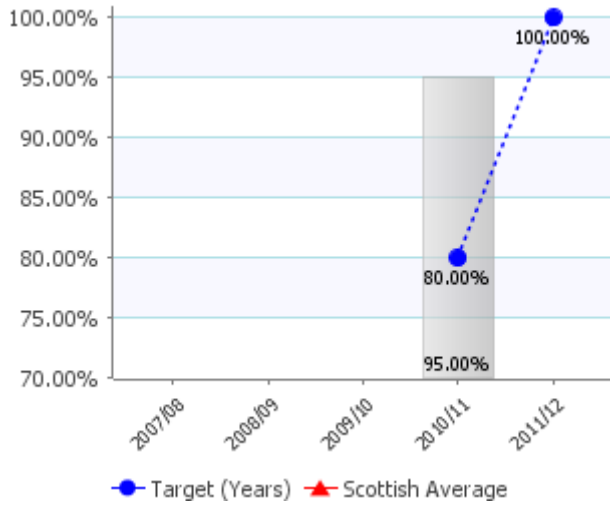
	Value	Target	Scottish Average
2007/08	577		
2008/09	574		
2009/10	610		
2010/11	599		
2011/12			

↑ As a proportion of homecare clients age 65+ the percentage receiving a service at weekends




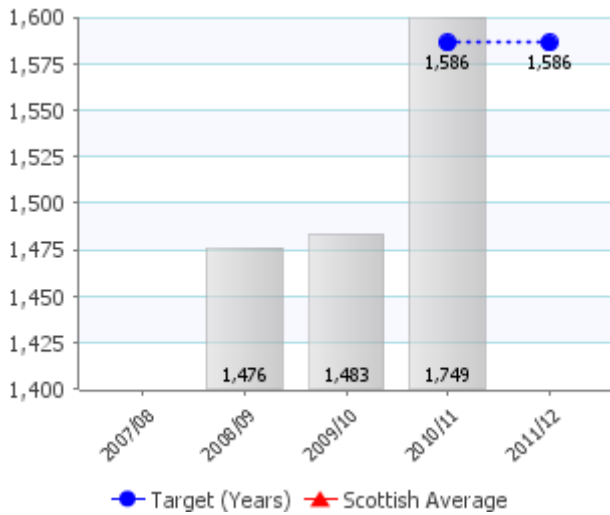
	Value	Target	Scottish Average
2007/08	35.80%		61.85%
2008/09	36.30%		66.32%
2009/10	40.00%		70.7%
2010/11	40.70%	36.30%	
2011/12		36.30%	

 Percentage of people aged 65+ who are assessed as being at critical or substantial risk who have had their personal or nursing care services delivered within 6 weeks




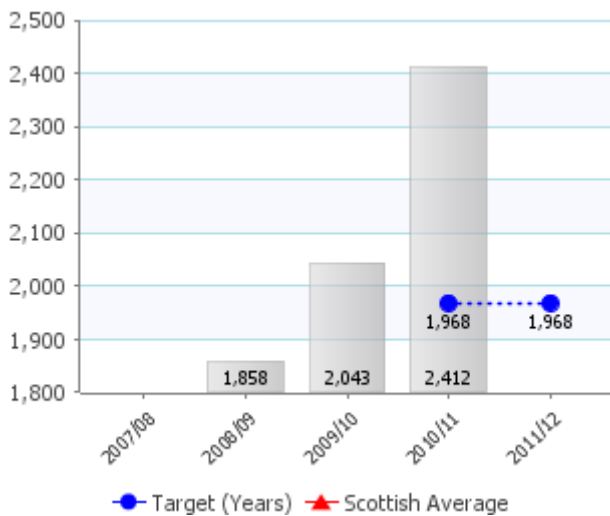
	Value	Target	Scottish Average
2007/08			
2008/09			
2009/10			
2010/11	95.00%	80.00%	
2011/12		100.00%	

 Number of overnight respite weeks for all adults



	Value	Target	Scottish Average
2007/08			
2008/09	1,476		
2009/10	1,483		
2010/11	1,749	1,586	
2011/12		1,586	

 Number of daytime respite weeks for all adults



	Value	Target	Scottish Average
2007/08			
2008/09	1,858		
2009/10	2,043		
2010/11	2,412	1,968	
2011/12		1,968	