



## Angus Council Report Card

Performance Key

Arrows:  Better

 Worse

 No change

 Cannot be compared

 Planning

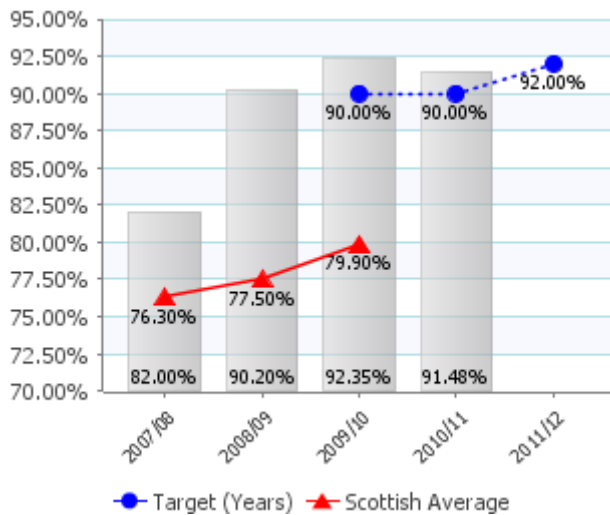
Further information is available in:

[Planning Performance Pages](#)

[Infrastructure Services: Planning and Transport Committee Reports 2011](#)

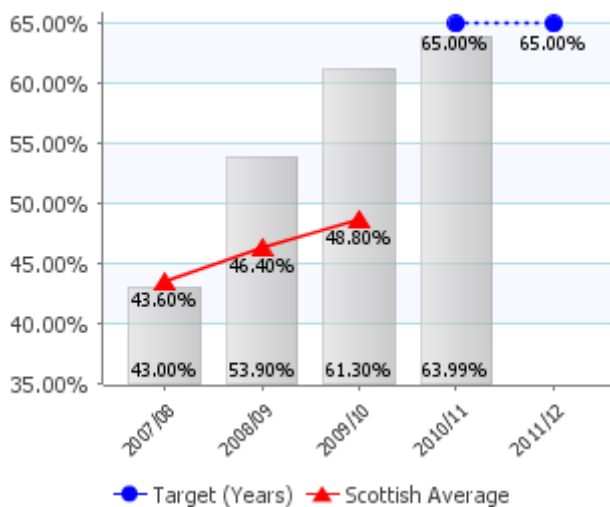
[Infrastructure Services Department Annual Report 2010/11](#)

 Percentage of householder applications dealt with within two months



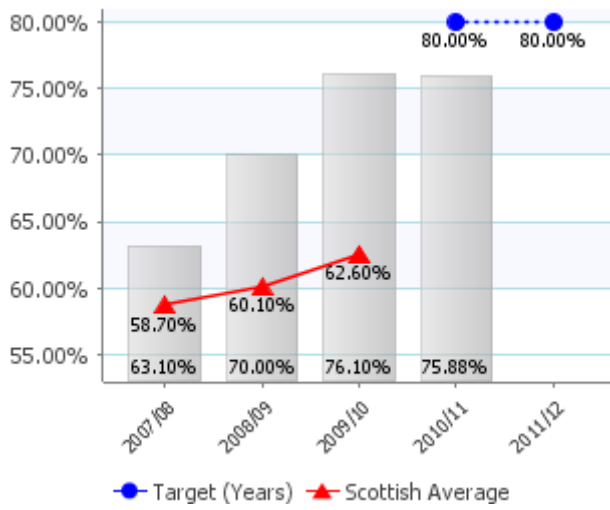
	Value	Target	Scottish Average
2007/08	82.00%		76.3%
2008/09	90.20%		77.5%
2009/10	92.35%	90.00%	79.9%
2010/11	91.48%	90.00%	
2011/12		92.00%	

 Percentage of non-householder applications dealt with within two months



	Value	Target	Scottish Average
2007/08	43.00%		43.6%
2008/09	53.90%		46.4%
2009/10	61.30%		48.8%
2010/11	63.99%	65.00%	
2011/12		65.00%	

Percentage of householder and non-householder applications dealt with within two months



	Value	Target	Scottish Average
2007/08	63.10%		58.7%
2008/09	70.00%		60.1%
2009/10	76.10%		62.6%
2010/11	75.88%	80.00%	
2011/12		80.00%	