

## Angus Council Report Card

### Performance Key

Arrows: Better Worse No change Cannot be compared

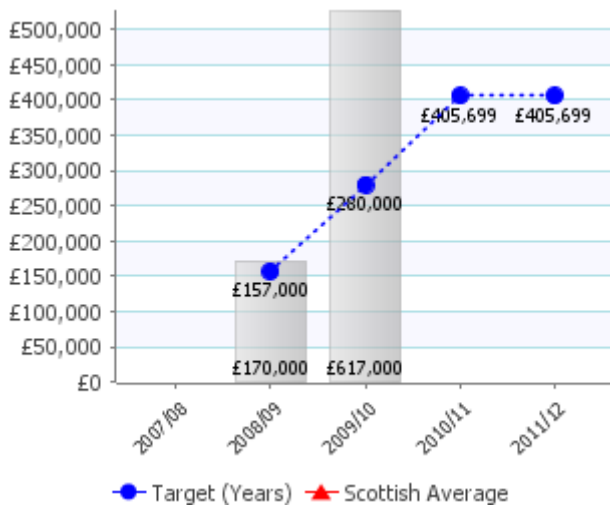
### Procurement

Further information is available in:

[Procurement Committee Reports 2011](#)  
[Corporate Services Department Annual Report 2010/11](#)

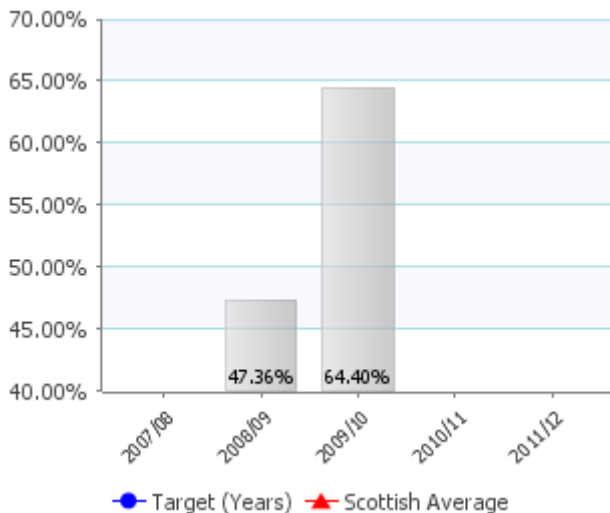
Angus Council uses data analysis carried out by Spikes Cavell & Co for the Scottish Government's Scottish Procurement Information Hub. This analysis is not reliably available until November. 2010/11 data for total procurement savings is an annual efficiency projection based on the previous financial year's spend data and is therefore an estimate only compared to the BPI data.

### Total procurement savings achieved year-on-year, including both cash and non-cash




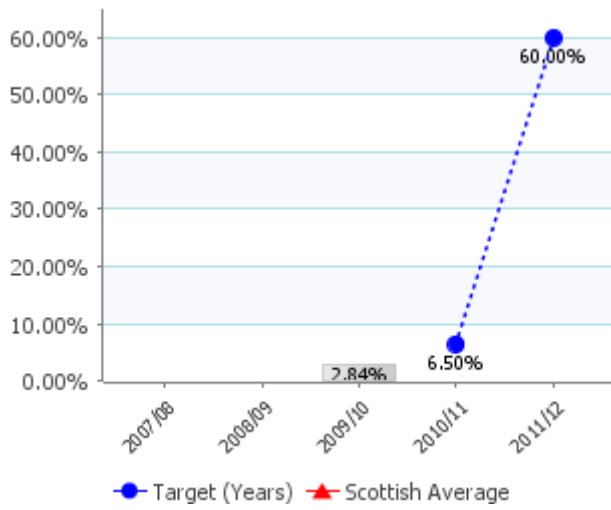
	Value	Target	Scottish Average
2007/08			
2008/09	£170,000	£157,000	
2009/10	£617,000	£280,000	
2010/11	N/A	£405,699	
2011/12		£405,699	

### % procurement spend with contracted suppliers



	Value	Target	Scottish Average
2007/08			
2008/09	47.36%		
2009/10	64.40%		
2010/11	N/A		
2011/12			

 % total transactions that are e-transactions (through an e-procurement system)



	Value	Target	Scottish Average
2007/08			
2008/09			
2009/10	2.84%		
2010/11	N/A	6.50%	
2011/12		60.00%	