

Angus Council Report Card

Performance Key

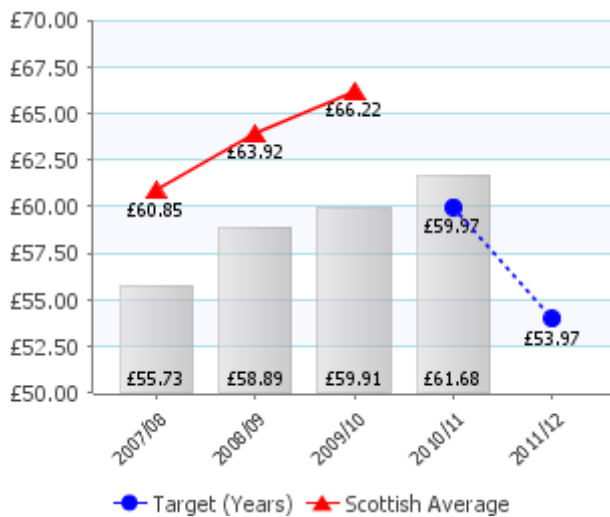
Arrows: Better Worse No change Cannot be compared

Waste Management Services

Further information is available in:

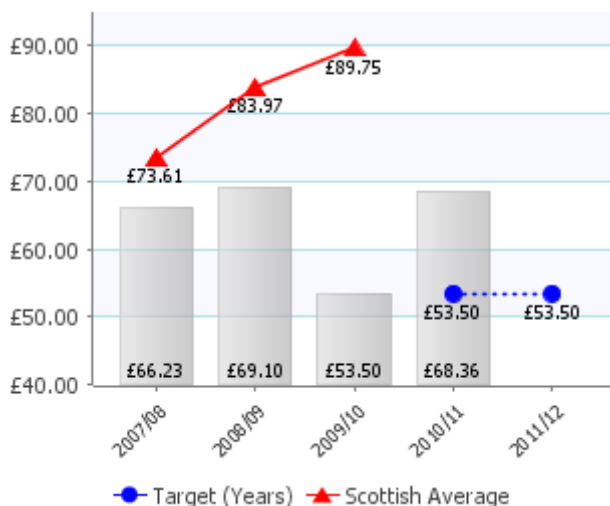
[Environment Committee Reports 2011](#)
[Neighbourhood Services Department Annual Report 2010/11](#)

Net cost of refuse collection per premise



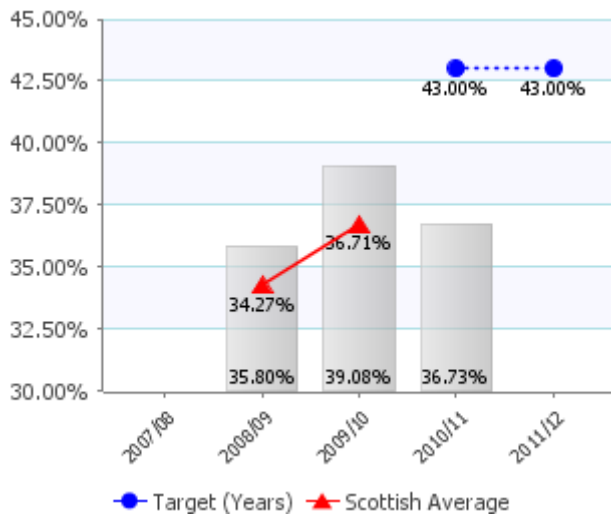
	Value	Target	Scottish Average
2007/08	£55.73		£60.85
2008/09	£58.89		£63.92
2009/10	£59.91		£66.22
2010/11	£61.68	£59.97	
2011/12		£53.97	

Net cost of refuse disposal per premise



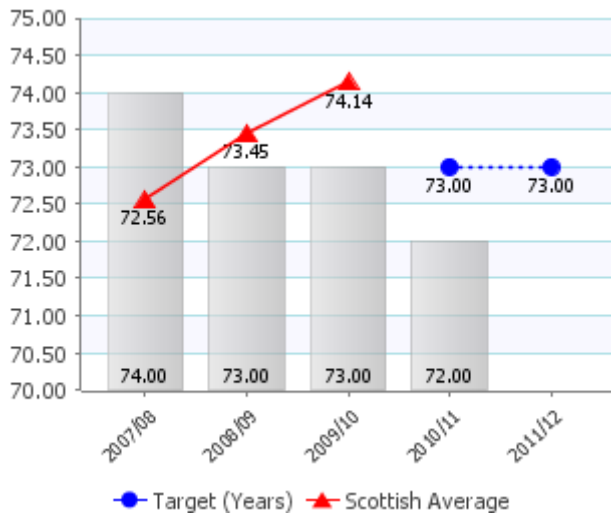
	Value	Target	Scottish Average
2007/08	£66.23		£73.61
2008/09	£69.10		£83.97
2009/10	£53.50		£89.75
2010/11	£68.37	£53.50	
2011/12		£53.50	

Percentage of municipal waste composted/recycled



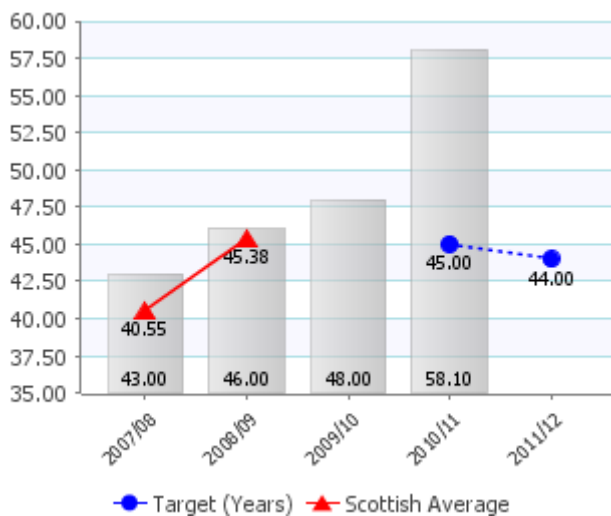
	Value	Target	Scottish Average
2007/08			
2008/09	35.80%		34.27%
2009/10	39.08%		36.71%
2010/11	36.73%	43.00%	
2011/12		43.00%	

Overall cleanliness index



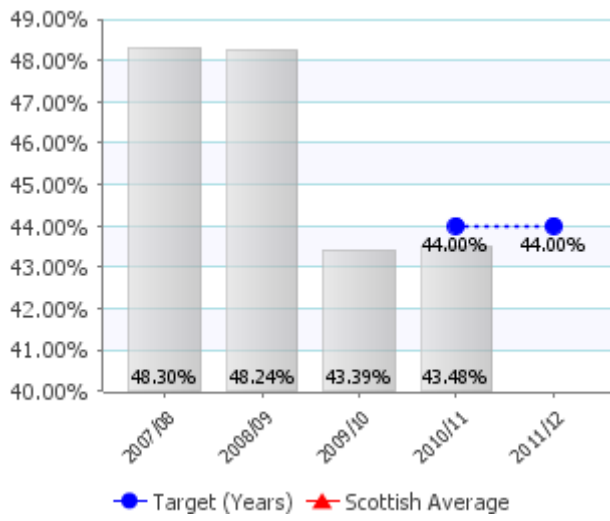
	Value	Target	Scottish Average
2007/08	74.00		72.56
2008/09	73.00		73.45
2009/10	73.00		74.14
2010/11	72.00	73.00	
2011/12		73.00	

The number of complaints per 1000 households regarding the household waste collection service



	Value	Target	Scottish Average
2007/08	43.00		40.55
2008/09	46.00		45.38
2009/10	48.00		
2010/11	58.10	45.00	
2011/12		44.00	

↓ The percentage of municipal waste landfilled



	Value	Target	Scottish Average
2007/08	48.30%		
2008/09	48.24%		
2009/10	43.39%		
2010/11	43.48%	44.00%	
2011/12		44.00%	