



Poverty and Disadvantage: some local information



Angus Community Planning Partnership September 2015

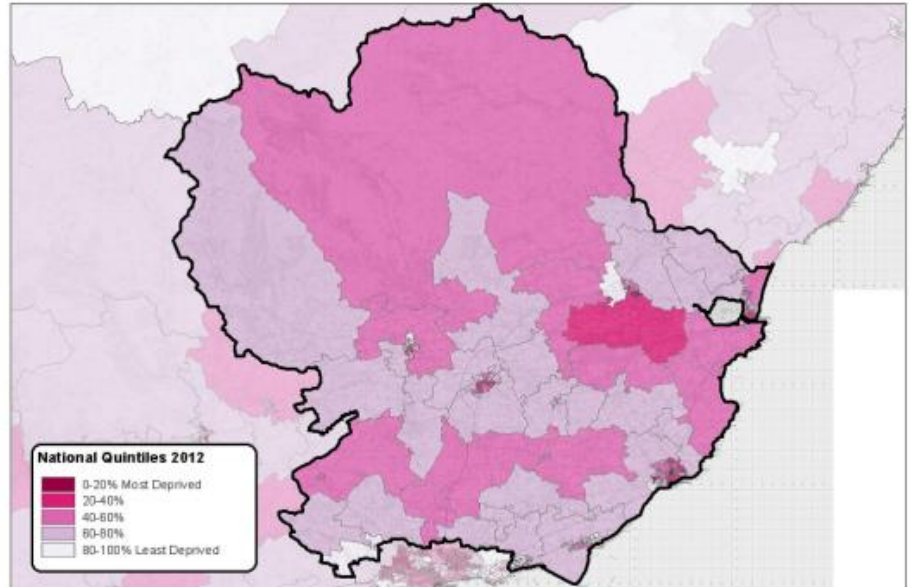
Version 1

Poverty & Disadvantage

Scottish index of Multiple Deprivation (SIMD) 2012

identifies small area concentrations of multiple deprivation across all of Scotland, measured by considering several different types of deprivation:

Health
Income
Employment
Education
Access
Crime



Reproduced by permission of Ordnance Survey on behalf of HMSO. © Crown copyright and database right (2012). All rights reserved. Ordnance Survey Licence number 100024655.

Angus has small towns and rural areas.

Poverty and deprivation is likely to be more dispersed than in urban areas and therefore less likely to be highlighted in SIMD



3 datazones in Angus - two in Warddykes and one in Cliffburn, both Arbroath, are within the 15% most deprived datazones in Scotland

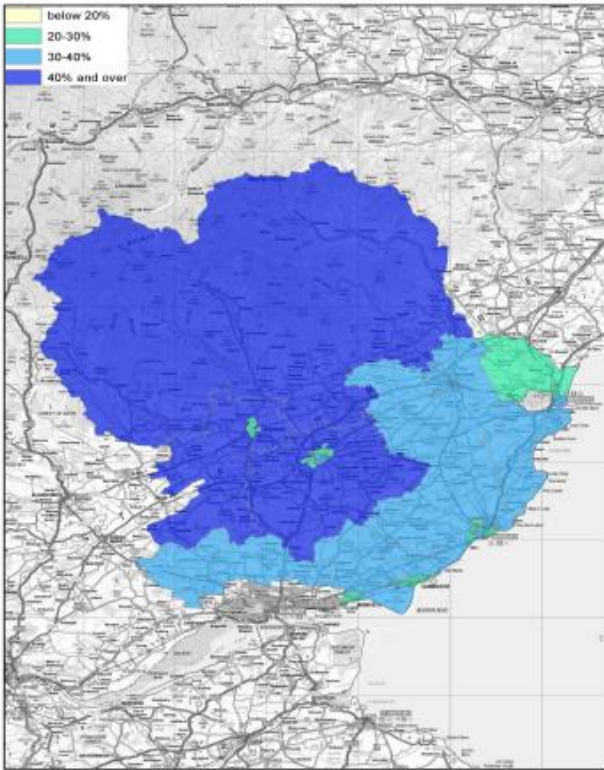
Arbroath has around 20% of the Angus population, but around 30% of income deprived people in Angus

Not everyone in an area of multiple deprivation is deprived, just as not every deprived person in Angus lives in an area identified by SIMD.

Of the 12,290 people who were income deprived in Angus (from SIMD 2012), only 750 lived in the 3 most deprived datazones

Poverty and Disadvantage in Angus

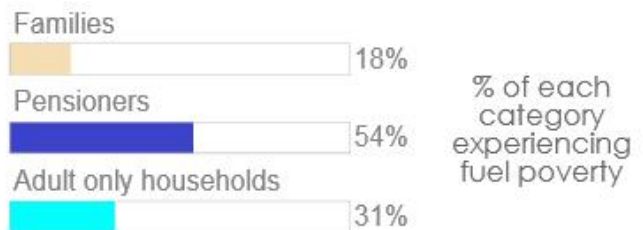
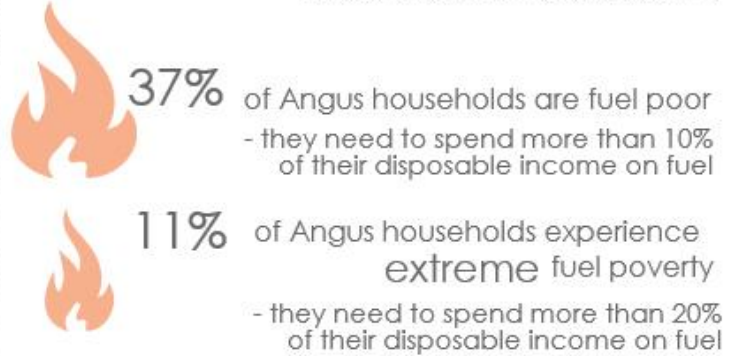
Proportion of Households in Fuel Poverty by Intermediate Zone
Angus 2010-2012



© Crown copyright and database right (2014). All rights reserved.
Ordnance Survey license number 100024655
The Scottish Government 1 August 2014

Fuel Poverty

Scottish House Condition Survey 2011-13



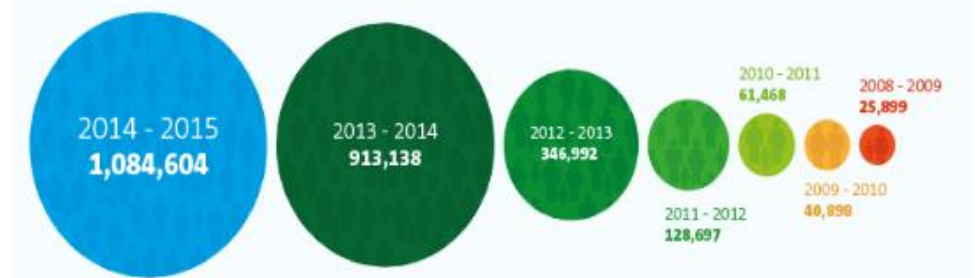
Food Poverty

The Angus Foodbank opened in October 2012

It now operates four distribution centres

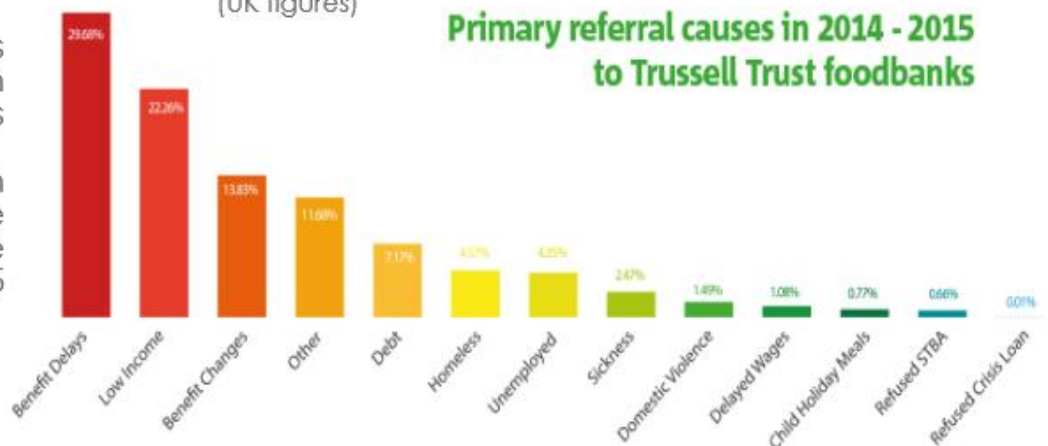
There had been 4000 users of the service by June 2015

Numbers given 3 days' emergency food by Trussell Trust foodbanks



(UK figures)

Primary referral causes in 2014 - 2015 to Trussell Trust foodbanks



Poverty and Disadvantage in Angus

Welfare reform



In 2013 it was estimated that **£39,998,441** would be lost to Angus between 2010 and 2015, directly resulting from **welfare reforms**

Scottish Local Government Forum Against Poverty/Rights Advice
Scotland: People-Councils-Economy

Benefits

	Feb 2011	Feb 2015
Jobseekers Allowance (16-64)	3.1%	1.7%
Employment and Support Allowance (ESA) and incapacity benefits (16-64)	6.2%	6.2%
Lone parents (16-64)	1.1%	0.8%
Carers (16-64)	1.1%	1.4%
Others on income-related benefits (16-64)	0.5%	0.3%

Office for National Statistics

Angus Citizens Advice Bureau

6% of the Angus population live in the **20%**
most deprived areas in Scotland

15% of CAB clients come from the **20%**
most deprived areas in Scotland



In 2014/15 there were **5,257** clients, of which **3,121** were new

In each ward, people **in full time employment** were the biggest single category of clients

Most common issues in Angus as a whole: **benefits** (39%) and **debt** (18%)

This order is the same in each ward except Monifieth and Sidlaw and Carnoustie and District, where debt is the most common issue, followed by benefits

Poverty and Disadvantage in Angus

Early Years

Scottish Neighbourhood Statistics



5.8 ↓ Reducing since 2006-2008

Teenage pregnancies aged under 16, rate per 1000 women aged 13-15 (2009-2011)



27% ↑ Increase since 2011-12, downward trend before that

Babies exclusively breastfed at the 6 to 8 week review, (2013-14)



78.3% ↑ Increasing since 2010/2011

P1 children healthy weight both sexes, epidemiological (2012/13)



69.6% Children in P1 with no obvious decay experience

ScotPHO, 2013 - no trend data available

Pupils age 15, 2013
ScotPHO

Weekly drinkers

10.9%

Scotland: 11.6%

Drug use last year

11%

Scotland: 15.5%

Children in Poverty

12.4% of children live in poverty (before housing costs)

19.8% of children live in poverty (after housing costs)

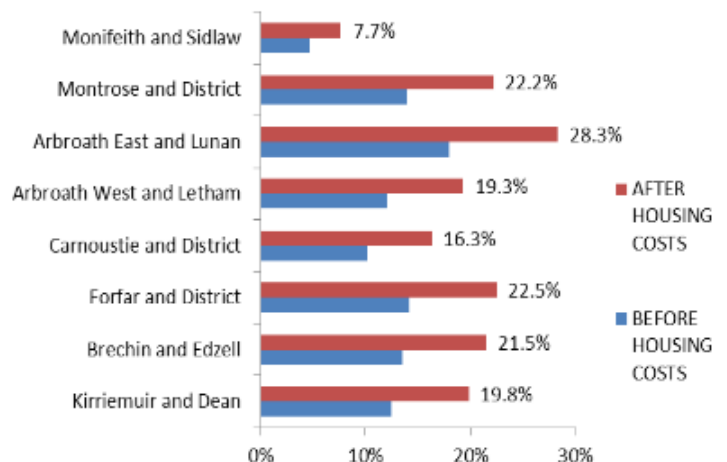
(End Child Poverty: Local Authority, Oct-Dec 2013)



2,648 children in in-work poverty

% of Angus children in poverty, Oct-Dec 2013

(Source: End Child Poverty; Local Authority wards)



1,150 children in out of work poverty

End Child Poverty: 2013, Parliamentary Constituency

Estimated 2013 cost of child poverty in Angus **£36m** (extra expenditure/lost income)

Child Poverty Action Group: Local authorities and child poverty... July 2013

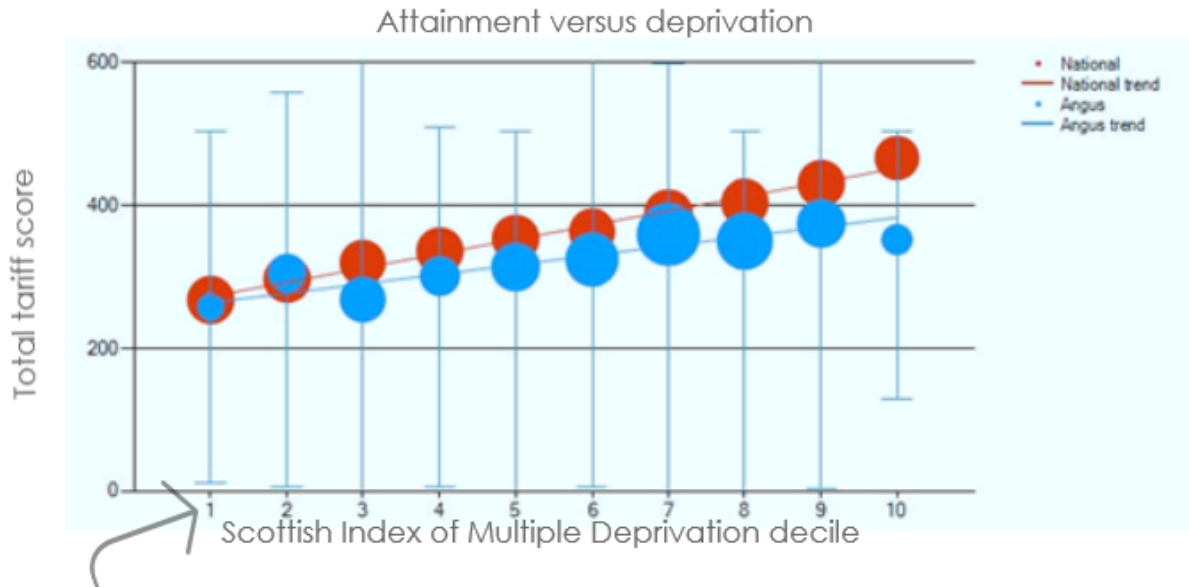
Poverty and Disadvantage in Angus

Education

Angus Council Committee Report 203/15

The tariff score for a young person is the sum of points for each of the qualifications they hold. The higher the tariff score, the higher the overall level of qualification.

Average tariff score by the end of S4:

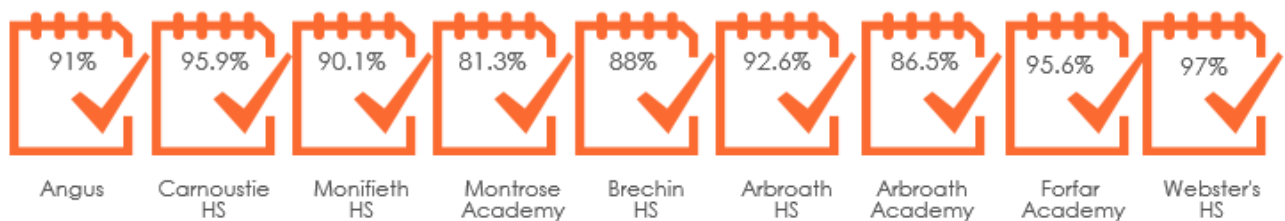


Decile 1 refers to young people who live in the 10% most deprived datazones in Scotland (SIMD); decile 10 refers to those living in the 10% most affluent datazones.

(The size of the circle is an indicator of the group size in each decile.)

Positive Destinations by School

(School leavers moving into further education, higher education, employment or training)



Skills Development Scotland (Initial Destinations 2013/14)

8.6% of school leavers come from the 20% most deprived areas in Angus

24% of unemployed school leavers seeking work come from the 20% most deprived areas in Angus

SDS School Leaver Destination Return 2013/14, Follow Up

People in Angus (16-64) with no qualifications (2013): **12.4%**

Scottish Neighbourhood Statistics

Poverty and Disadvantage in Angus

Community Safety

It is estimated that more than **£15m** a year is being **scammed** from Angus residents
Scam Free Angus, July 2015

The average age of those reporting having been scammed was

77

(age range 49-95)



There are six known instances where Angus residents have lost their life savings



Operation Carpus Review Report, 2014

Child protection case conferences where parental alcohol and/or drug abuse has been identified is



significantly higher in Angus

(18.2/10,000 popn under 18)
than in Scotland as a whole (10.9/10,000)

ScotPHO, 2014

Alcohol is an aggravating factor in
over 40% of all domestic related crimes
recorded by Police Scotland

- most likely both the offender and victim would be under the influence of alcohol



There are an estimated 700 **problem drug users**

in Angus - a reduction from 868 in 2009.
Drugs misuse is more common amongst younger males aged below 34.

Drug Misuse Statistics Scotland – Information Services
Division Scotland 2012



At the last Police Scotland Consultation Survey in 2014, 37% of respondents in Angus considered drug dealing/drugs misuse to be a priority in their local area - a higher percentage than for any other issue.

Public concern about drugs misuse is most common in Arbroath and Forfar

Angus Community Safety Survey Findings 2013 – ibp Strategy & Research, 2013