



ANGUS COUNCIL

Angus Council Scrutiny and Audit Committee

Report by Chief Superintendent Eddie Smith
(Quarter ending 31 December 2015)



Contents

Background to this Report	page 3
Local Policing Priority Updates:	
Serious and Organised Crime	pages 4 and 5
Public Protection and Safety	pages 5, 6, 7 and 8
Road Safety	pages 8 and 9
Antisocial Behaviour	pages 10 and 11
Theft and Scams	pages 11 and 12
Multi Member Ward Breakdown	page 13

BACKGROUND TO THIS REPORT

As from April 2013, the Police and Fire Reform (Scotland) Act 2012 has required Police Scotland to produce and publish a Local Policing Plan (LPP) for each local authority area. The LPP clearly sets out the policing priorities for Angus.

Performance in relation to the identified policing priorities is monitored and reviewed internally on a weekly basis. Quarterly reports are produced to allow scrutiny by Angus Council Scrutiny and Audit Committee. This report covers the period from 1st October to 31st December 2015.

Data provided in this report is for information purposes to allow Board Members to conduct their scrutiny responsibilities.

This report will make reference to crime groupings. Groups 1-4 refer to an amalgamation of four crime groups. They are Group 1, consisting of violent crime; Group 2 covering sexual offences; Group 3 covers a wide range of crimes of dishonesty; and Group 4 includes vandalism, fire-raising and malicious mischief.

Serious and Organised Crime

Tackling Serious and Organised Crime Groups is a key priority for Police Scotland.

Officers have continued to focus on disrupting those involved in the supply, sale and distribution of controlled drugs in Angus.

There has been a slight drop in the number of detections for drugs production, cultivation and supply compared to the same period last year, which equates to a reduction of 14.7 %, or 5 fewer cases. However, this figure does not reflect the level of overall activity within Angus.

Operation Slate targeting all drugs offences across Tayside is now normal business for Angus officers, running proactive operations and gathering intelligence on those involved, blighting our communities. Reflecting this, the number of people found to be in possession of controlled drugs has increased by 35.1% on last year, with 262 charges for possession compared to 194 last year.

Operation Lockhart is an on-going operation targeting a specific group of dealers in the Angus area who are involved in the supply of controlled drugs. There have been 13 arrests, over £1600 worth of controlled drugs recovered and £1100 in cash has been seized under the Proceeds of Crime Act. In addition, the group has also been deprived of almost £1,100,000 in assets.

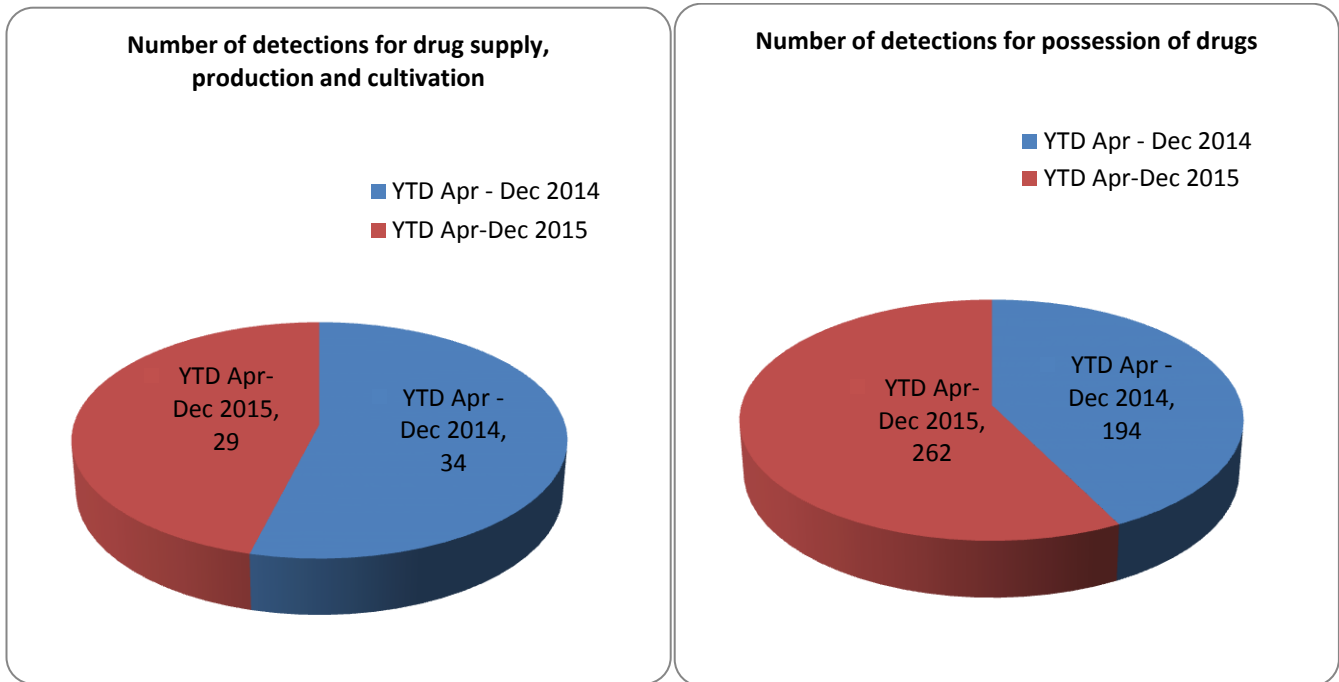
Diversionary tactics have also been used to good effect with Tayside Intensive Support Services (TISS) officers working closely with partner agencies to provide support and assistance to a number of individuals from the Angus area involved in substance misuse, with the aim of reducing their offending.

New Psychoactive Substances (NPS) continue to pose a significant challenge. The community impact of NPS is widely recognised both in terms of public health and the concern it causes.

Angus officers continue to carry out enforcement activity around those involved in the use and supply of NPS. We continue to work closely with the Focus on Alcohol group, Crown Office and Procurator Fiscal Service (COPFS) and Trading Standards to ensure that we make effective use of current legislation in respect of NPS to target those individuals who seek to profit from Serious and Organised crime.

Serious and Organised Crime

		5 year average	Apr-Dec 2014	Apr-Dec 2015	% Change from last year
22	Number of detections for drugs supply, production, cultivation.	47.0	34	29	-14.7%
	Number of detections for possession of drugs	239.2	194	262	35.1%



Public Protection and Safety

Keeping People Safe is a key priority for Police Scotland.

The total number of Crimes of Violence (Group 1) has decreased by 10.5% this year compared to the same period last year this is a positive direction. Serious assaults have increased from 34 during this period last year to 51 this year, although some of this can be attributed to a change in crime recording standards. However, the detection rate remains high at 94.1%.

There has been a 5.4% increase in common assaults, with 1029 incidents being reported to police, up 53 from the same period last year. The common assault detection rate remains high at 83.5 %.

There has been a significant reduction in robberies compared to last year. There have been 10 fewer robberies, a 41.7% reduction on last years figures, with the detection rate currently 64.3%.

There have been 55 hate crimes this year, which is a slight reduction on last year with an 85.8% detection rate. Of note in Angus is that there has been no increase in hate crime following the terrorist attacks in Paris and the relocation of Syrian refugees is going well with no associated reported incidents.

The number of crimes of indecency during the period has increased by 37 in comparison to last year. This equates to an increase of 20.3 % with an overall detection rate of 70.8%. It should be noted that there has been an increase in historically reported crime in Angus.

NOT PROTECTIVELY MARKED

Tackling domestic abuse remains a key priority for Police Scotland and the number of domestic abuse incidents reported to Police during this period has fallen slightly, equating to a reduction of 0.2 % from last year. The detection rate for domestic crimes is 82%.

To assist in keeping victims of domestic crimes safe, there has been an increased focus on perpetrators. Domestic Bail Offences have seen an increase from 58 during this period last year compared to 70 this year, with a corresponding 20.7% increase in the detection rate.

Officers in Angus will continue to work with partners and divisional colleagues to provide support and protection to those who are victims of domestic abuse.

Public Protection and Safety					
		5 year average	Apr-Dec 2014	Apr-Dec 2015	% change from last year
1	Total Number Group 1: Crimes of Violence	72.0	95	85	-10.5%
2	Murder	0.8	0	1	-
3	Attempted Murder	5.0	3	2	-33.3%
4	Culpable Homicide (common law)	-	0	0	-
5	Culpable Homicide (other)	-	0	0	-
6	Serious Assault detection rate	90.8%	102.9%	94.1%	-8.8%
7	Serious Assault	33.2	34	51	50%
8	Robbery detection rate	74.4%	83.3%	64.3%	-19.0%
9	Robbery	10.8	24	14	-41.7%
10	Petty (Common) Assault detection rate	80.8	84.4%	83.5%	-0.9%
11	Petty (common) Assault	895.4	976	1029	5.4%
13	Number of Domestic Abuse incidents reported to the Police	-	973	971	-0.2%
14	Total crimes and offences in Domestic Abuse incidents	-	661	711	7.6%
15	Percentage of Domestic incidents that result in a crime being recorded	-	57.6~%	58.0%	0.4%
16	Total crimes and offences in Domestic Abuse incidents detection rate	-	82.5%	82.0%	-0.5%
17	Total detections for Domestic Bail offences	-	58	70	20.7%
18	95% of initial Domestic Abuse Bail Checks are conducted within 24hrs	-	-	94.8%	-
19	Hate crime and offences detection rate	-	101.8%	85.5%	-16.3%
33	Number of Group 2: Crimes of Indecency	129.8	182	219	20.3%

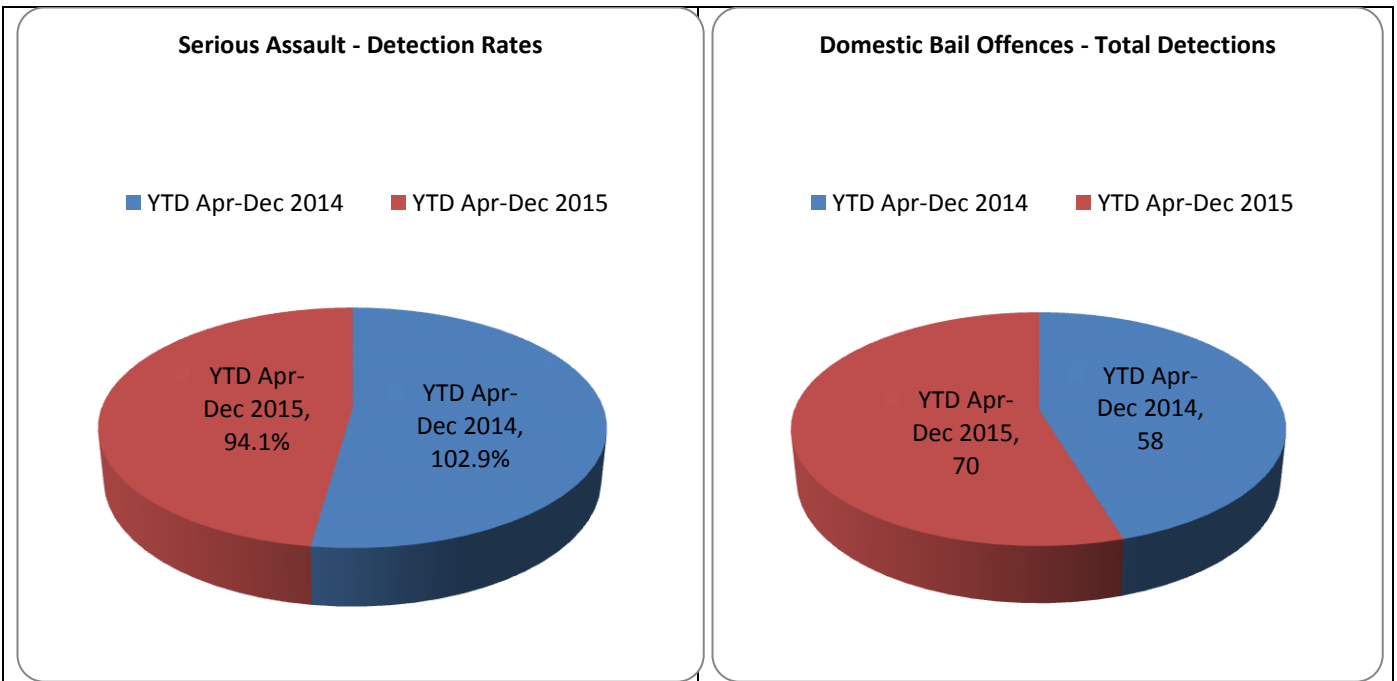
NOT PROTECTIVELY MARKED

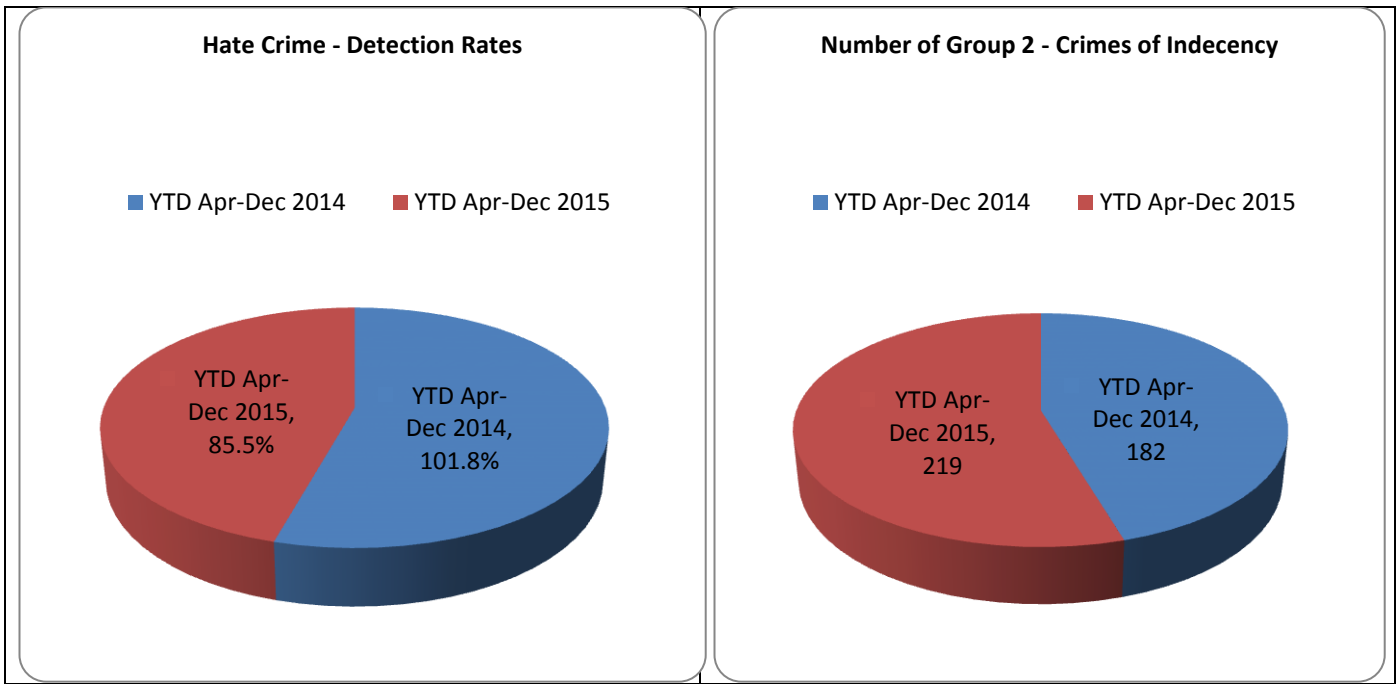
NOT PROTECTIVELY MARKED

34	Group 2 crimes detection rate	74.1%	80.8%	70.8%	-10.0%
35	Rape detection rate	53.9%	68.0%	65.8%	-2.2%

		June-Nov 2015	June-Nov 2015 (Positive)	
20	Number of Stop and Searches conducted (total)	381	100	
21	Number of Statutory Stop and Searches conducted	314	87	
22	Number of Consensual Stop and Searches conducted	67	13	
23	Number of Consensual Stop and Searches refused	0	-	
24	Number of seizures made	35	-	

An enhanced version of the National Stop and Search Database commenced on 1 June 2015. The enhanced database brought significant changes in the process of data capture and the methodology for recording data items. No previous year to date figures are provided as it has been previously acknowledged this data is not 100% accurate, therefore comparisons will provide misleading results or invalid conclusions. Management information and data in respect of stop and search can be found on the Police Scotland website via <http://www.scotland.police/about-us/police-scotland/stop-and-search-data-publication>





Road Safety

The strategic priority for road safety is keeping people safe on the roads of Angus.

Angus officers continue to work with our colleagues in the Divisional Road Policing Unit (DRPU) and the Trunk Road Policing Group (TRPG) to tackle road crime.

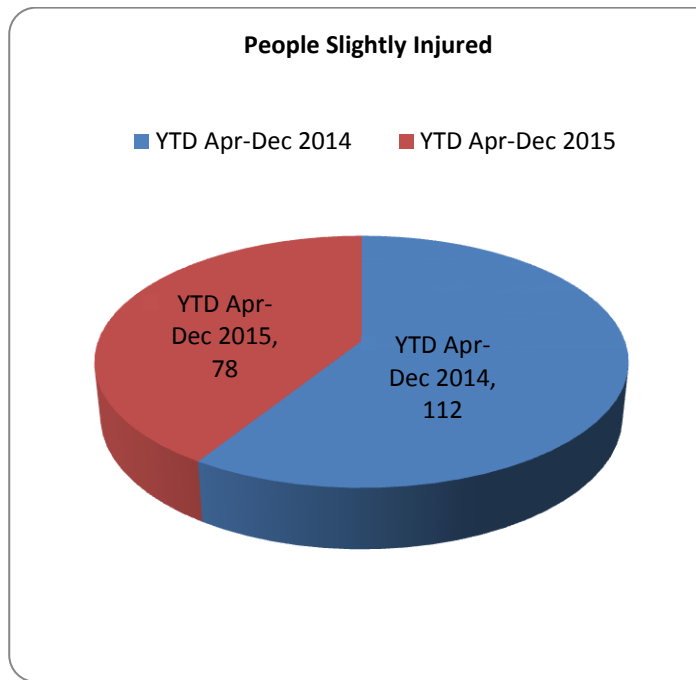
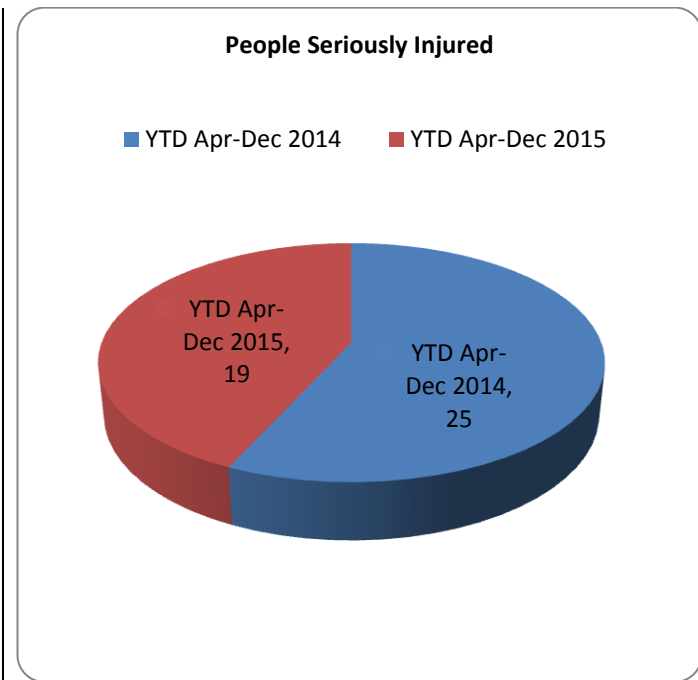
Tragically, this period has seen an increase in the number of deaths occurring on Angus roads with 3 more fatalities compared to the same period last year.

Working with partners, officers from Angus continue to deter and prevent road traffic collisions and offences. There has been a reduction of 24% in the number of people seriously injured on the roads in Angus and 34 fewer people have been slightly injured in comparison to last years figures.

Within the festive period in conjunction with the festive drink drive campaign period there were 98 detections compared to 71 in the previous year to date. This marks an increase of 38.0% for Drink/Drug driving offences.

No children were killed or seriously injured on our roads.

Road Traffic Statistics					
		5 year average	Apr-Dec 2014	Apr-Dec 2015	% Change from last year
N/A	People Killed	-	3	6	100%
N/A	People Seriously Injured	-	25	19	-24.0%
N/A	People Slightly Injured	-	112	78	-30.4%
N/A	Children (aged <16) Killed	-	0	0	-
N/A	Children (aged <16) Seriously Injured	-	0	0	-
36	Dangerous driving	42.4	42	90	114.3%
37	Speeding	1136.6	1439	1513	5.1%
38	Disqualified driving	17.6	8	24	200.0%
39	Driving Licence	91.0	82	184	124.4%
40	Insurance	214.2	178	338	89.9%
41	Seat Belts	186.6	173	43	-75.1%
42	Mobile Phone	96.2	123	65	-47.2%



Antisocial Behaviour

The targeted deployment of local officers supported by officers from the Divisional Violence Reduction Unit (DVRU), the Operational Support Unit (OSU) and those who normally work in office based roles (Campaign Against Violence (CAV)) has resulted in a reduction in the number of complaints received regarding disorder. There has been 265 fewer complaints of anti-social behaviour compared to the same period last year, which equates to an 8.3% reduction.

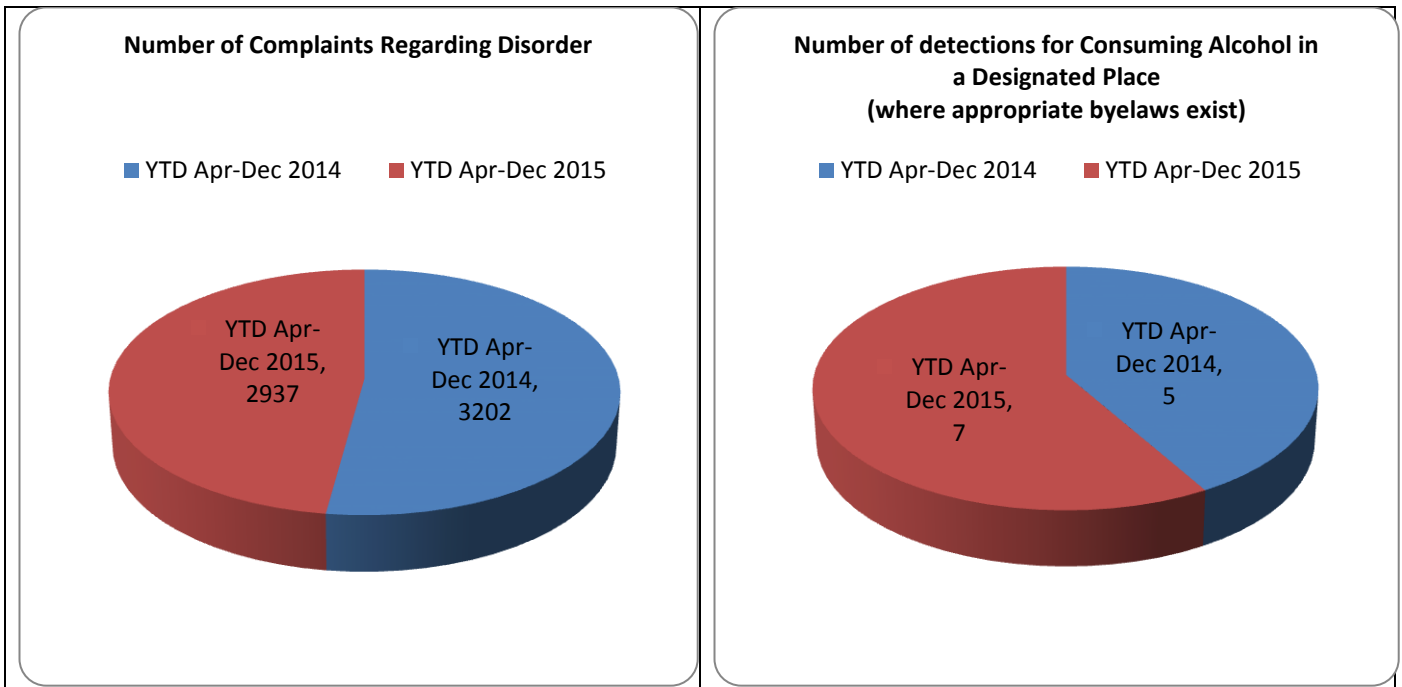
During the same period there has been an increase in the number of reported vandalisms and malicious mischief, which is an increase of 11.8% compared to the same period last year. However, the detection rate has improved by 3.0%, with 31.3% of offences being detected.

Working closely with our partners, we will continue to work to target known hot spot areas to deter and detect offenders.

Consumption of alcohol in designated places increased slightly during the reporting period from 5 incidents to 7.

Antisocial Behaviour

		5 year average	Apr-Dec 2014	Apr-Dec 2015	% Change from last year
12	Number of complaints regarding disorder	-	3202	2937	-8.3%
27	Vandalism & Malicious Mischief detection rate	32.3%	28.3%	31.3%	3.0%
28	Vandalism & Malicious Mischief	790.8	621	694	11.8%
74	Number of detections for Consuming Alcohol in a designated place (where appropriate byelaws exist)	-	5	7	40.0%



Theft and Scams

Theft by Housebreaking (including attempts) has seen a significant reduction for the year to date with 66 fewer crimes, a reduction of 36.5%. Work in this area has also seen an increase in the detection rate, which is currently 31.3%.

Officers in Angus will continue to target individuals who commit these types of crimes using all available assets.

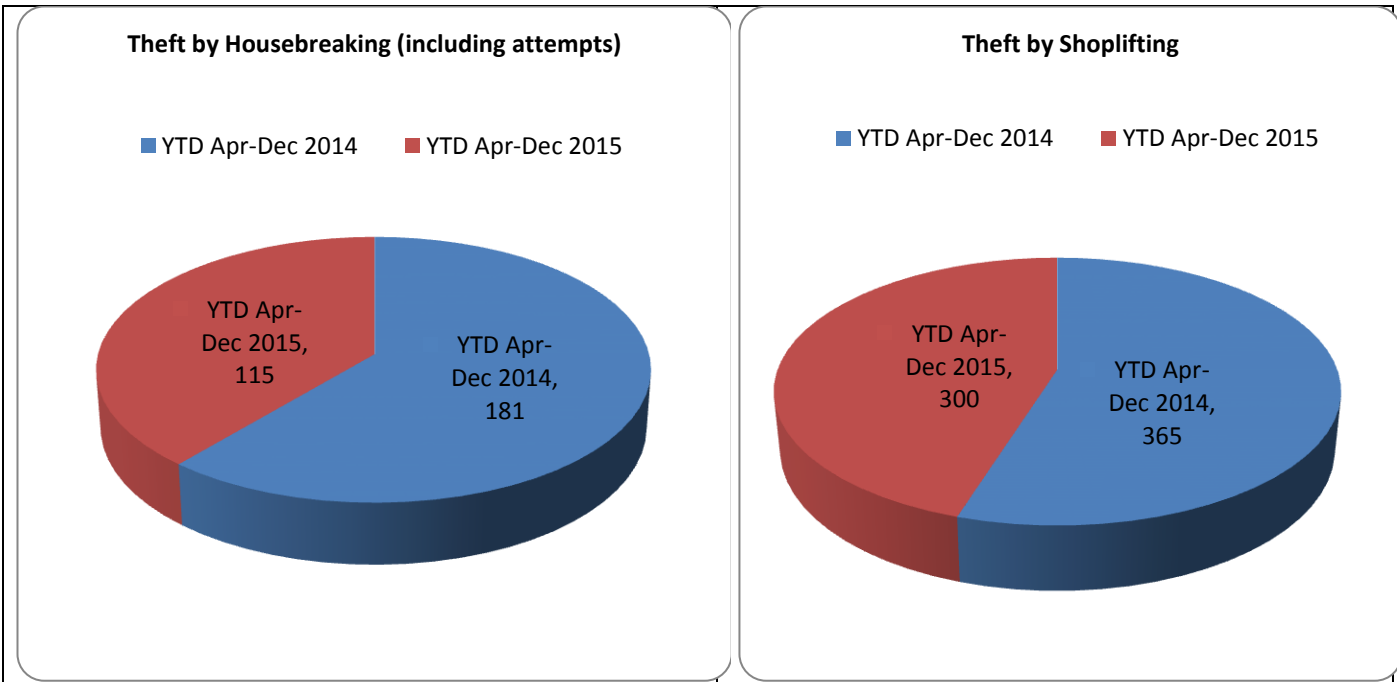
The number of Theft by Shoplifting has fallen by 17.8% which equates to 65 fewer recorded crimes. Some of this reduction can be attributed to diversionary work and improved working practices by commercial businesses.

The detection rate for this crime remains consistent at almost 80%. This is as a result of partnership working across Angus. Crime prevention advice and sharing of information is an important aspect of this strategy.

The impact that scams and bogus callers can have on the community is considerable. Police Scotland continues to work with partners to advance this area of work.

Within Angus the Joint Services Team based at The Mart in Forfar and the Financial Abuse Support Team (FAST) which comprises of various partners conduct proactive and preventative work. Support is also given to victims of crime, and much of this work is recognised as best practice.

Theft by Housebreaking and Theft by Shoplifting					
		5 year average	Apr-Dec 2014	Apr-Dec 2015	% Change from last year
23	Theft by housebreaking (including attempts) detection rate	25.7%	16.6%	31.3%	14.7%
24	Theft by housebreaking (including attempts)	196.2	181	115	-36.5%
25	Theft by shoplifting detection rate	87.1%	83.6%	79.7%	-3.9%
26	Theft by shoplifting	416.4	365	300	-17.8%



NOT PROTECTIVELY MARKED

	Arbroath East & Lunan			Arbroath West & Letham			Brechin & Edzell			Carnoustie & District		
	Rec	Det	%	Rec	Det	%	Rec	Det	%	Rec	Det	%
Groups 1-5	687	373	54.3%	300	153	51%	262	141	53.8%	168	79	47.0%
Groups 1-4	499	200	40.1%	239	98	41%	217	98	45.2%	141	53	37.6%
All Group 1	27	25	92.6%	3	3	100%	7	6	85.7%	2	2	100%
Murder/ Attempt Murder	1	1	100%	-	-	-	1	1	100%	-	-	-
Serious Assault	19	18	94.7%	3	3	100%	5	5	100%	2	2	100%
Robbery	3	2	66.7%	-	-	-	-	-	-	-	-	-
Common Assault	258	231	89.5%	99	83	83.8%	104	84	80.8%	70	57	81.4%
Knives/ Offensive Weapons	7	7	100%	5	4	80%	5	5	100%	1	1	100%
Drugs Supply/ Production	6	6	100%	7	6	85.7%	5	5	100%	1	1	100%
All Group 2	43	27	62.8%	34	23	67.6%	31	18	58.1%	18	14	77.8%
Housebreaking	24	10	41.7%	17	4	23.5%	10	4	40%	7	2	28.6%
Shoplifting	68	48	70.6%	47	38	80.9%	16	16	100%	11	11	100%
	Forfar & District			Kirriemuir & Dean			Monifieth & Sidlaw			Montrose & District		
	Rec	Det	%	Rec	Det	%	Rec	Det	%	Rec	Det	%
Groups 1-5	572	351	61.4%	224	106	47.3%	178	64	36.0%	421	280	66.5%
Groups 1-4	407	209	51.4%	194	78	40.2%	156	47	30.1%	312	171	54.8%
All Group 1	21	19	90.5%	2	2	100%	3	4	133.3%	19	15	78.9%
Murder/ Attempt Murder	-	-	-	-	-	-	-	-	-	1	1	100%
Serious Assault	10	10	100%	1	1	100%	3	3	100%	8	6	75.0%
Robbery	2	1	50.0%	1	1	100%	-	-	-	7	5	71.4%
Common Assault	169	142	84.0%	69	52	75.4%	52	42	80.8%	195	159	81.5%
Knives/ Offensive Weapons	6	5	83.3%	1	1	100%	1	1	100%	14	14	100%
Drugs Supply/ Production	8	7	87.5%	3	2	66.7%	2	1	50.0%	3	2	66.7%
All Group 2	29	20	69.0%	12	9	75.0%	7	9	128.6%	41	31	75.6%
Housebreaking	15	9	60.0%	15	2	13.3%	11	1	9.1%	15	4	26.7%
Shoplifting	64	52	81.3%	31	27	87.1%	9	5	55.6%	45	36	80.0%

Contact Details

Divisional Commander - Chief Superintendent Eddie Smith
D Division HQ
West Bell Street
Dundee

Area Commander - Chief Inspector David McIntosh
Angus Local Policing Area (LPA) HQ
West High Street
Forfar