



## ANGUS COUNCIL

# Angus Council Scrutiny and Audit Committee

Report by Chief Superintendent Paul Anderson  
(Quarter ending 30 June 2016)



## Contents

<b>Background to this Report</b>	<b>page 3</b>
<b>Local Policing Priority Updates:</b>	
Serious and Organised Crime	page 4
Public Protection and Safety	pages 5-7
Road Safety	pages 8-9
Antisocial Behaviour	pages 9-10
Theft and Scams	pages 11-12
<b>Multi Member Ward Breakdown</b>	<b>page 13</b>

## **BACKGROUND TO THIS REPORT**

As from April 2013, the Police and Fire Reform (Scotland) Act 2012 has required Police Scotland to produce and publish a Local Policing Plan (LPP) for each local authority area. The LPP clearly sets out the policing priorities for Angus.

Performance in relation to the identified policing priorities is monitored and reviewed internally on a weekly basis. Quarterly reports are produced to allow scrutiny by Angus Council Scrutiny and Audit Committee. This report covers the period from 1<sup>st</sup> April to 30<sup>th</sup> June 2016.

Data provided in this report is for information purposes to allow Board Members to conduct their scrutiny responsibilities.

This report will make reference to crime groupings. Groups 1-4 refer to an amalgamation of four crime groups. They are Group 1, consisting of violent crime; Group 2 covering sexual offences; Group 3 covers a wide range of crimes of dishonesty; and Group 4 includes vandalism, fire-raising and malicious mischief.

## Serious and Organised Crime

Tackling Serious and Organised Crime Groups (SOCG's) remains a key focus for Police Scotland and officers within Angus.

Local officers are supported by a variety of national assets and continue to target those involved in the supply of controlled drugs which is an issue that is embedded with in SOCG's

The number of detections for drugs supply, cultivation and production has increase by 40% compared to the same period last year.

In addition, the number of persons reported for being possession of controlled drugs has increased by 45.9 % compared to the same period last year.

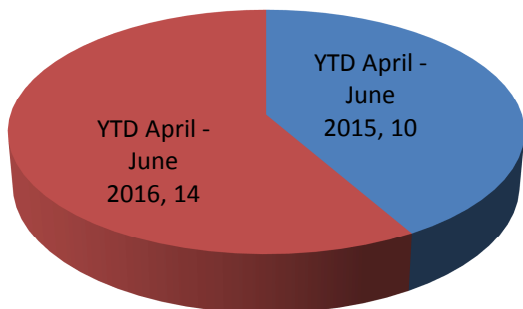
We continue to work with communities and partners to maximise local intelligence and then carry out pre planned activity to disrupt and detect criminality. This is routine business for Operation Slate.

## Serious and Organised Crime

		5 year average	Apr 2015– June 2015	Apr 2016– June 2016	% Change from last year
22	Number of detections for drugs supply, production, cultivation.	12.2	10	14	40.0%
	Number of detections for possession of drugs	79.0	74	108	45.9%

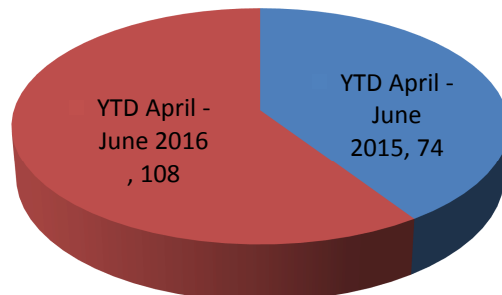
### Number of detections for drug supply, production and cultivation

■ YTD April - June 2015 ■ YTD April - June 2016



### Number of detections for possession of drugs

■ YTD April - June 2015  
■ YTD April - June 2016



## Public Protection and Safety

In relation to Public Protection and Safety, there has been an overall decrease in violent crime in Angus compared to the same period last year. This is welcome but we are still ahead of the five year average with the majority of violence still occurring indoors.

There has been a 25% decrease in Serious Assaults from 20 incidents to 15.

The overall total number of group 1, serious violent crime, has also reduced by around 9.4%.

There has been a 7.3% decrease in petty assaults as compared to last year. Again this is encouraging but the overall numbers remain high and ahead of the five year average. The majority of petty assaults are still occurring indoors with recent analysis showing alcohol to be a considerable contributory factor.

Domestic abuse accounts for a large proportion of the overall numbers with reported incidents more than doubled in the last five years. However this period shows a reduction of 8.3 % compared to the previous period.

The overall number of robberies remains low with a 16.6 % increase in the detection rate. Focused activity on those responsible for perpetrating these crimes has proved to be successful and this work continues.

Despite a variety of national and international incidents the number of Hate Crimes reported in Angus continues to reduce. For the previous period 24 crimes were reported compared to 17 crimes this year.

The number of group 2 crimes of indecency reported over the period has reduced by 15.5%. It is too early at this stage to say whether this is a real change or if the overall increasing trend continues. Online and social media offences continue to be prevalent.

Intelligence lead stop search continues to be useful tool in keeping our communities safe with a positive detection rate of 26.6%.

**NOT PROTECTIVELY MARKED**

<b>Public Protection and Safety</b>					
		5 year average	April 2015 – June 2015	Apr 2016- June 2016	% change from last year
1	Total Number Group 1: Crimes of Violence	22.2	32	29	-9.4%
2	Murder	0.2	0	0	-
3	Attempted Murder	1.6	2	0	100.0%
4	Culpable Homicide (common law)	-	0	0	-
5	Culpable Homicide (other)	-	0	1	-
6	Serious Assault detection rate	98.1%	105.0%	86.7%	-18.3%
7	Serious Assault	10.8	20	15	-25.0%
8	Robbery detection rate	80.0%	66.7%	83.3%	16.6%
9	Robbery	3.0	6	6	0.0%
10	Petty (Common) Assault detection rate	83.7%	83.6%	74.0%	-9.6%
11	Petty (common) Assault	312.2	385	357	-7.3%
13	Number of Domestic Abuse incidents reported to the Police	-	336	308	-8.3%
14	Total crimes and offences in Domestic Abuse incidents	-	243	225	-7.4%
15	Percentage of Domestic incidents that result in a crime being recorded	-	58.3%	52.9%	-5.4%
16	Total crimes and offences in Domestic Abuse incidents detection rate	-	87.2%	73.8%	-13.4%
17	Total detections for Domestic Bail offences	-	18	19	5.6%
18	95% of initial Domestic Abuse Bail Checks are conducted within 24hrs	-	-	78.7%	-
19	Hate crime and offences detection rate	-	69.2%	105.9%	36.7%
33	Number of Group 2: Crimes of Indecency	48.2	71	60	-15.5%
34	Group 2 crimes detection rate	76.3%	73.2%	56.7%	-16.5%
35	Rape detection rate	60.0%	40.0%	25.0%	-15.0%

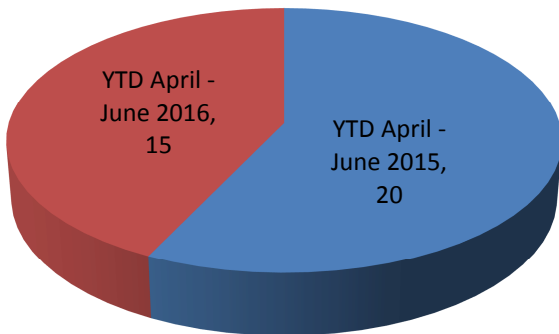
		April 2016 – June 2016	April 2016 – June 2016 (Positive)
20	Number of Stop and Searches conducted (total)	166	44
21	Number of Statutory Stop and Searches conducted	165	44
22	Number of Consensual Stop and Searches conducted	1	0
23	Number of Consensual Stop and Searches refused	0	-
24	Number of seizures made	3	-

**NOT PROTECTIVELY MARKED**

An enhanced version of the National Stop and Search Database commenced on 1 June 2015. The enhanced database brought significant changes in the process of data capture and the methodology for recording data items. No previous year to date figures are provided as it has been previously acknowledged this data is not 100% accurate, therefore comparisons will provide misleading results or invalid conclusions. Management information and data in respect of stop and search can be found on the Police Scotland website via <http://www.scotland.police.uk/about-us/police-scotland/stop-and-search-data-publication>

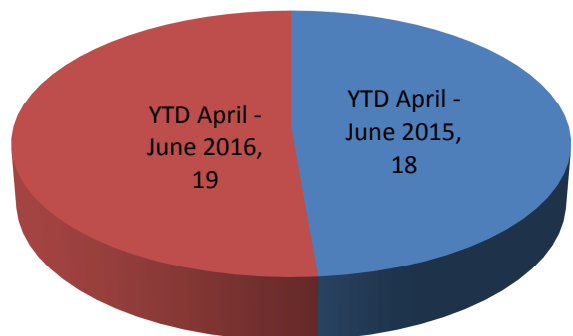
### Serious Assault - Detection Rates

■ YTD April - June 2015 ■ YTD April - June 2016



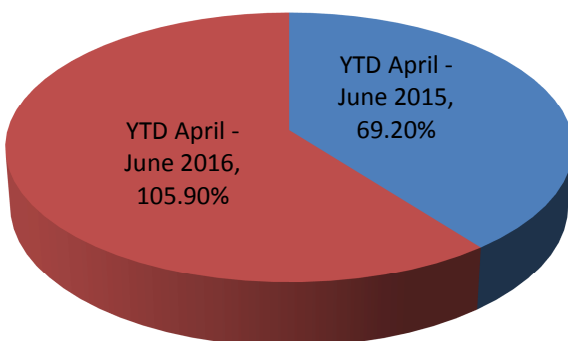
### Domestic Bail Offences - Total Detections

■ YTD April - June 2015 ■ YTD April - June 2016



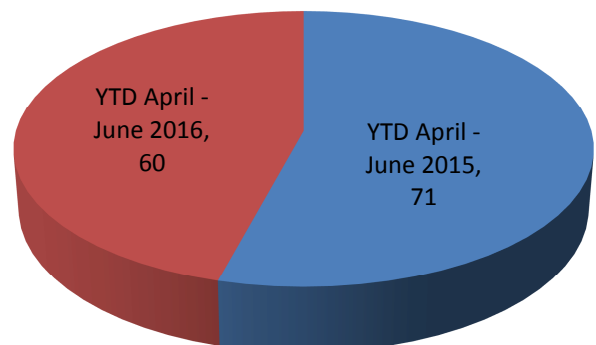
### Hate Crime and Offences - Detection Rate

■ YTD April - June 2015 ■ YTD April - June 2016



### Number of Group 2 - Crimes of Indecency

■ YTD April - June 2015 ■ YTD April - June 2016



## Road Safety

The strategic priority for road safety is keeping people safe on the roads of Angus.

Angus officers continue to work with our colleagues in the Divisional Road Policing Unit (DRPU) and the Trunk Road Policing Group (TRPG) to tackle road crime.

Although there has been no increase there was still one fatality on Angus roads over the reporting period. This is still one tragedy too many.

Through working with partners 2 fewer people were serious injured equating to a reduction of 18.2 %. 22 fewer people were slightly injured equating to a reduction in 62.9 %.

No children were killed or serious injured on our roads

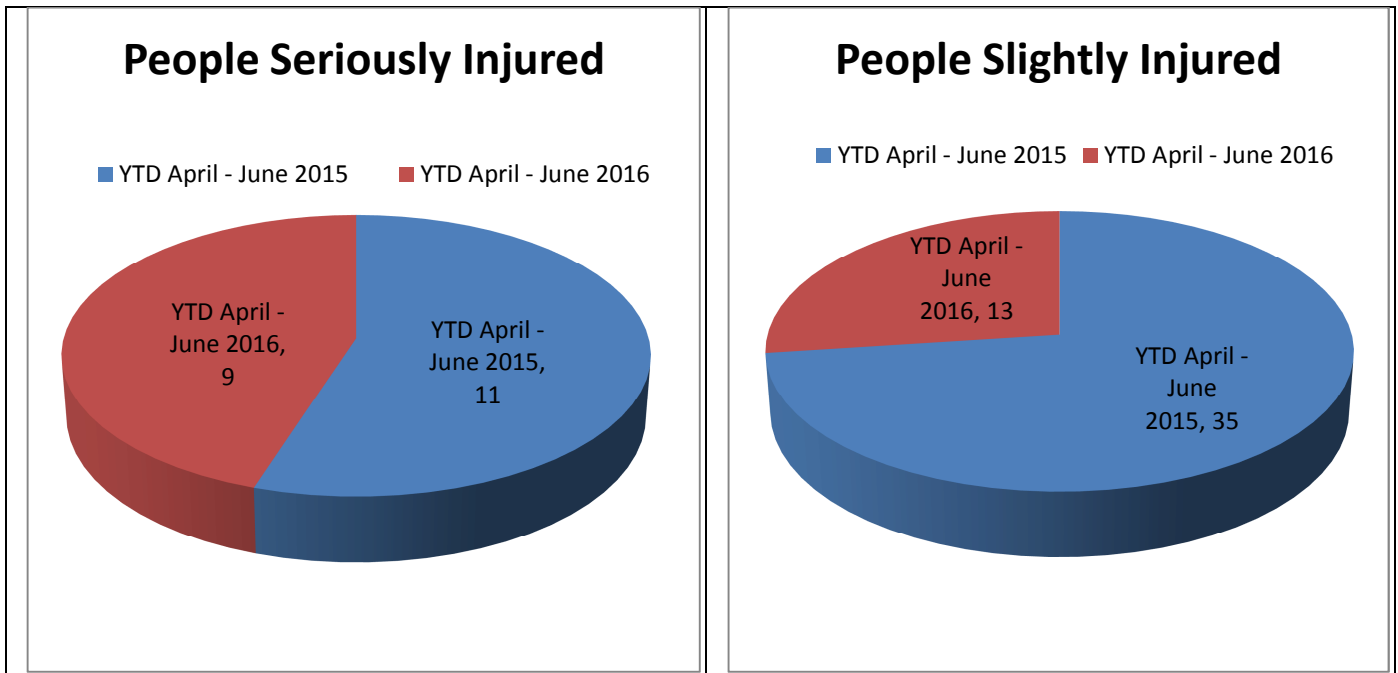
Officers continue to be involved in speed and casualty reduction operations in our community. This is on our trunk roads, rural roads and within built up areas. Officers continue to target inconsiderate and dangerous parking.

Warmer temperatures combined with heavy rainfall make our roads greasy and slippery. Please encourage our communities to drive safely.

## Road Traffic Statistics

		5 year average	Apr 2015– June 2015	Apr 2016– June 2016	% Change from last year
N/A	People Killed	-	1	1	0.0%
N/A	People Seriously Injured	-	11	9	-18.2%
N/A	People Slightly Injured	-	35	13	-62.9%
N/A	Children (aged <16) Killed	-	0	0	-
N/A	Children (aged <16) Seriously Injured	-	0	1	-
36	Dangerous driving	18	29	17	-41.4%
37	Speeding	458.8	421	473	12.4%
38	Disqualified driving	5.8	6	11	83.3%
39	Driving Licence	36.2	48	68	41.7%
40	Insurance	78.8	99	117	18.2%
41	Seat Belts	59.2	20	23	15.0%
42	Mobile Phone	39.0	25	37	48.0%





### Antisocial Behaviour

The overall number of crimes in Angus across all crime types has reduced by approximately 10.3%. This is positive, however within this trend there are some areas that have increased, complaints of anti social behaviour and disorder being two such examples.

Complaints of disorder have increased by 18.5 % from 955 reports last year to 1132 for this reporting period. As with our violence picture many of these incidents occur indoors. Another contributory factor is the increase in juvenile and youth offenders.

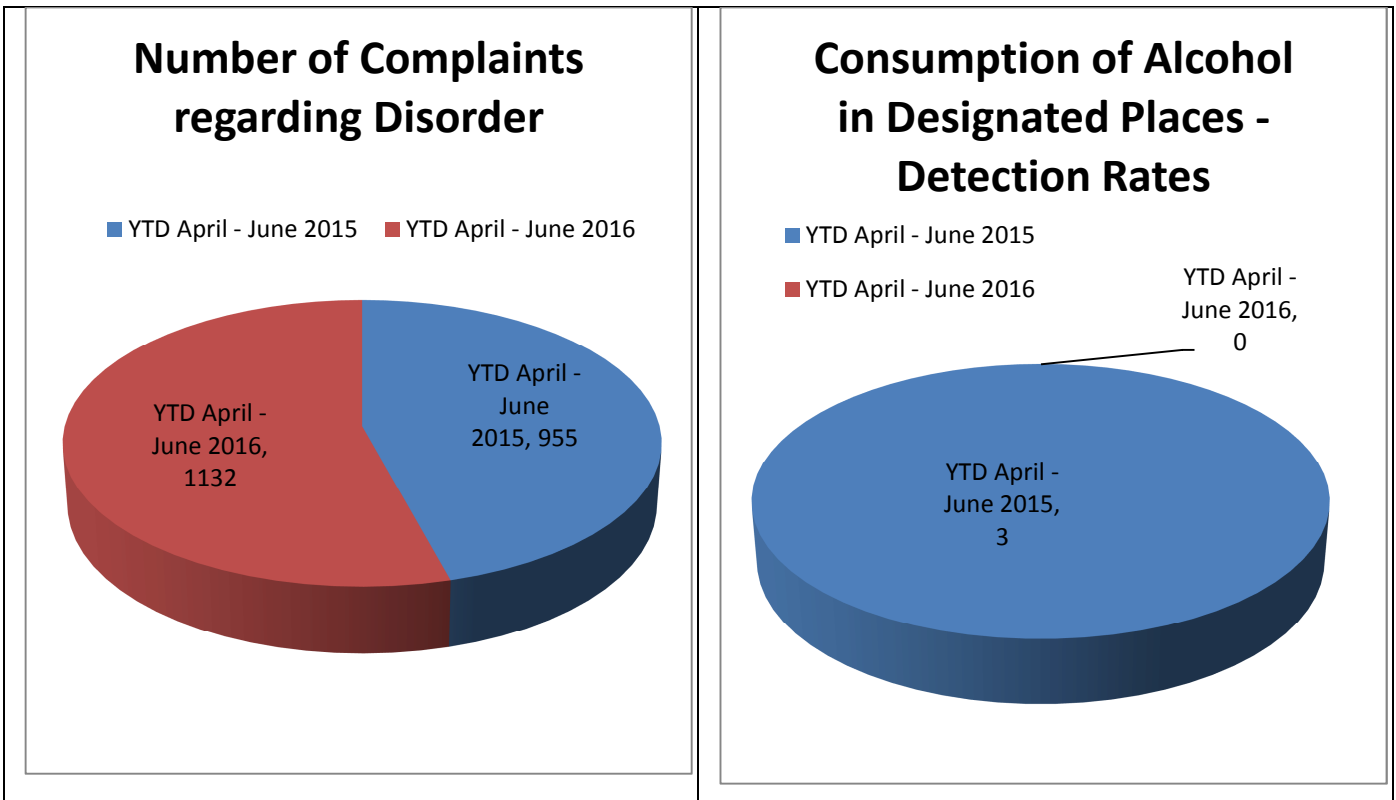
The dedicated community SPOCS and staff within the Community Safety HUB, The Mart, Forfar, proactively work with partners to address Anti Social Behaviour across Angus. The direction of travel is encouraging and the reduction in the number of vandalisms 301 to 200 reflects this work. The 33.6 % reduction is accompanied by an 8.9 % increase in the detection rate.

Officers are regularly tasked with patrolling problematic areas and proactively visiting persistent offenders. This is complemented by the repeat caller process where identified officers are allocated specific issues to problem solve with partners. This approach will be built on as we move forward.

During the previous period there were no reported incidents of persons consuming alcohol within a designated place.

Likewise there were no reports of our young people socialising in outdoor 'drinking dens'. There is some evidence to suggest that this activity has moved 'indoors'. This is being explored with the Alcohol & Drugs Partnership.

Antisocial Behaviour					
		5 year average	Apr 2015 – June 2015	Apr 2016 – June 2016	% Change from last year
12	Number of complaints regarding disorder	-	955	1132	18.5%
27	Vandalism & Malicious Mischief detection rate	32.1%	27.6%	36.5%	8.9%
28	Vandalism & Malicious Mischief	259.6	301	200	-33.6%
74	Number of detections for Consuming Alcohol in a designated place (where appropriate byelaws exist)	-	3	0	-100.0%



## Theft and Scams

People feeling safe within their homes in Angus is vitally important.

The total number of Theft by Housebreaking (including attempts in Angus) has increased from 45 crimes last year to 51 crimes for this period.

The overall detection rate for this period has increased by approximately 8 % from 33.3 % to 43.1 %.

However, it should be noted that the number of Domestic dwellings broken into has reduced from 24 to 10 compared to the same period last year. There is considerable pro active work conducted in this area of policing. A divisional investigative approach led by DCI Andrew Patrick complements and supports this work.

The number of Theft by Shopliftings has increased by 67.6 % from 68 reports last year to 114 for the same period this year. At this stage it is difficult to say what the reasons could be for this but should be noted that the current rate is still below the five year average.

Officers in Angus continue to do preventative work with repeat offenders and work in partnership with other to offer crime prevention advice and support.

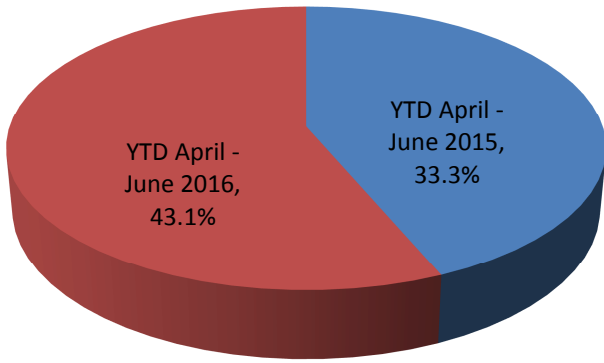
It is worthy of note that the overall number of crimes of dishonesty in Angus, which encompasses the reported data of, has reduced.

### Theft by Housebreaking and Theft by Shoplifting

		5 year average	Apr 2015– June 2015	Apr 2016– June 2016	% Change from last year
23	Theft by housebreaking (including attempts) detection rate	23.2%	33.3%	43.1%	9.8%
24	Theft by housebreaking (including attempts)	52.6	45	51	13.3%
25	Theft by shoplifting detection rate	87.4%	86.8%	80.7%	-6.1%
26	Theft by shoplifting	121.0	68	114	67.6%

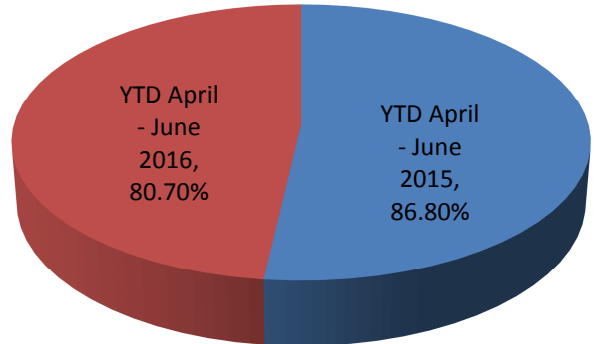
### Theft by Housebreaking (including attempts) - Detection Rate

■ YTD April - June 2015 ■ YTD April - June 2016



### Theft by Shoplifting - Detection Rate

■ YTD April - June 2015 ■ YTD April - June 2016



**NOT PROTECTIVELY MARKED**

	Arbroath East & Lunan			Arbroath West & Letham			Brechin & Edzell			Carnoustie & District		
	Rec	Det	%	Rec	Det	%	Rec	Det	%	Rec	Det	%
Groups 1-5	188	135	71.8%	97	56	57.7%	104	41	39.4%	33	18	54.5%
Overall Violent Crime	98	78	79.6%	43	37	86.0%	30	15	50.0%	18	14	77.8%
Murder/ Attempt Murder	-	-	-	-	-	-	-	-	-	-	-	-
Serious Assault	9	8	88.9%	-	-	-	1	1	100%	-	-	-
Robbery	3	2	66.7%	-	-	-	-	-	-	1	1	100%
Common Assault	86	68	79.1%	43	37	86.0%	29	14	48.3%	17	13	76.5%
Knives/ Offensive Weapons	5	5	100.0%	1	1	100%	2	2	100%	-	-	-
Drugs Supply/ Production	4	2	50.0%	2	3	150%	1	1	100%	-	-	-
All Group 2	10	8	80.0%	6	6	100%	9	3	33.3%	4	4	100%
Housebreaking	1	-	0.0	2	-	0.0%	6	-	0.0	1	-	0.0
Shoplifting	22	16	72.7%	15	17	113.3%	10	5	50.0%	2	-	0.0
	Forfar & District			Kirriemuir & Dean			Monifieth & Sidlaw			Montrose & District		
	Rec	Det	%	Rec	Det	%	Rec	Det	%	Rec	Det	%
Groups 1-5	192	130	67.7%	86	50	58.1%	59.8	13	22.0%	142	94	66.2%
Overall Violent Crime	57	44	77.2%	32	24	75.0%	17.8	12	52.2%	74	53	71.6%
Murder/ Attempt Murder	-	-	-	-	-	-	-	-	-	-	-	-
Serious Assault	-	-	-	2	1	50.0%	1	1	100%	2	2	100%
Robbery	2	2	100%	-	-	-	-	-	-	-	-	-
Common Assault	55	42	76.4%	30	23	76.7%	22	11	50.0%	72	51	70.8%
Knives/ Offensive Weapons	1	1	100%	4	4	100%	2	2	100%	-	-	-
Drugs Supply/ Production	-	-	-	1	1	100%	1	1	100%	4	6	150%
All Group 2	6	3	50.0%	2	-	0.0	-	-	-	22	10	45.5%
Housebreaking	7	1	14.3%	23	19	82.6%	5	1	20.0%	4	-	0.0
Shoplifting	41	32	78.0%	4	2	50.0%	2	1	50.0%	16	17	106.3%

Contact Details

Divisional Commander - Chief Superintendent Paul Anderson  
D Division HQ  
West Bell Street  
Dundee

Area Commander - Chief Inspector David McIntosh  
Angus Local Policing Area (LPA) HQ  
West High Street  
Forfar

**NOT PROTECTIVELY MARKED**