

**COMMUNITY PLAN  
AND  
SINGLE OUTCOME AGREEMENT 2013/16**



**Full Year Progress Report for 2015/16**

**Highlight Report**

**August 2016**

## Economic Development

### Four priority areas have been identified:

#### Supporting Enterprise and Infrastructure

- Business Angus business breakfasts have been well attended with topics such as social media, marketing and funding.
- A number of projects with Swedish partners are underway, including food and drink, cultural heritage, and e-health.
- Angus Council installed wireless broadband to increase connectivity and support businesses within Orchardbank Business Park, Forfar.
- South Montrose Regeneration Project continues to bring new investment and jobs to the area, with the first phase of the new road development completed in 2015/16.

#### Supporting Skills

- The Angus Shared Apprenticeship Scheme was launched in partnership with Dundee and Angus College, industry and CITB, and is supporting 12 young people into a positive destination within the construction sector.
- Local academies to enhance the skills of local jobseekers have included a focus on lone parents and hospitality.
- Developing Scotland's Young Workforce is underway with the implementation of the regional Invest in Youth Group.
- A 'State of the Economy' study has been commissioned, which will inform future work in terms of job opportunities and development areas.

### **Supporting Pride in Place**

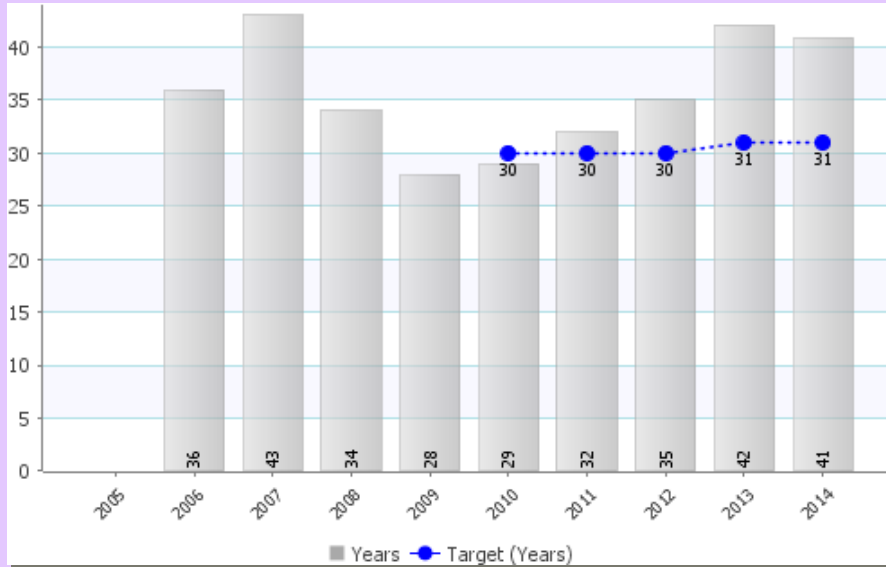
- There was a successful bid to host the Scottish Rural Parliament in Brechin in October 2016.
- The Angus LEADER rural development programme launched in 2016 and has a budget of £2.7 million to develop, promote and enhance Angus.
- The Crowdfund Angus portal launched in August 2015, with 18 Local Authorities in the UK learning from the good practice. This work also secured a place in the finals of a national award.
- The Angus Council International Framework has been updated to coordinate opportunities, funding and policy.

### **Supporting Communities**

- Participation with local groups and involvement in locality planning has supported the development of activity, including funding opportunities, events, promotion, business development and community asset transfer.
- The Angus crowdfunding platform was launched during the year to help those with unique and innovative ideas which may not fit other funding eligibility criteria.
- Action plans arising from charrettes (large scale local engagement exercises), which had been carried out in five burghs by end 2015/16, are being progressed with multi agency involvement. A further three charrettes are planned, including one with a rural perspective.

10 (50%) indicators exceeded or met target and the following are highlighted below:

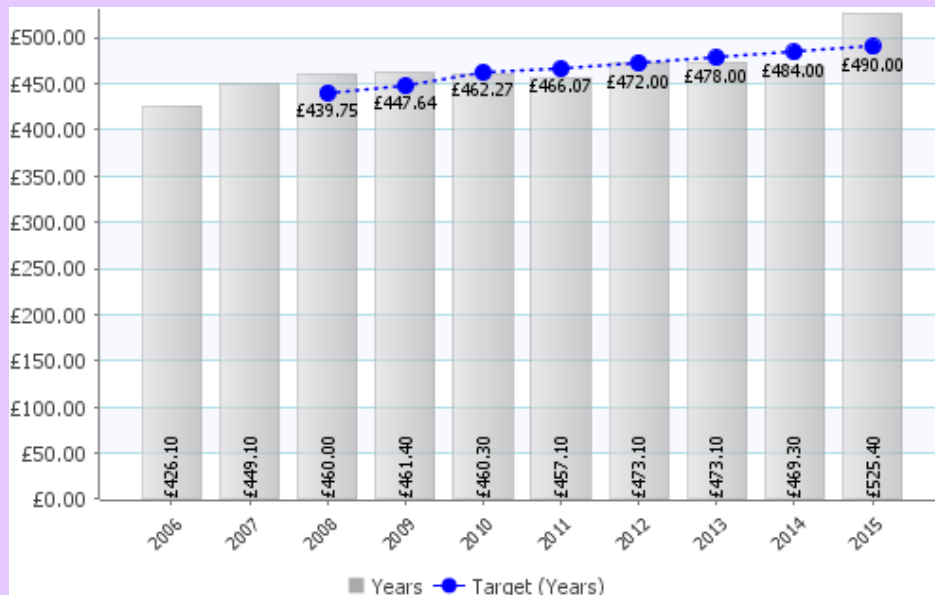
### New enterprise start-ups/10,000 adults



There has been a small drop in the number of new enterprise start-ups per 10,000 adults, from 42 in 2013 to 41 in 2014. This continues to exceed the target of 31, but is lower than the Scotland figure of 48.



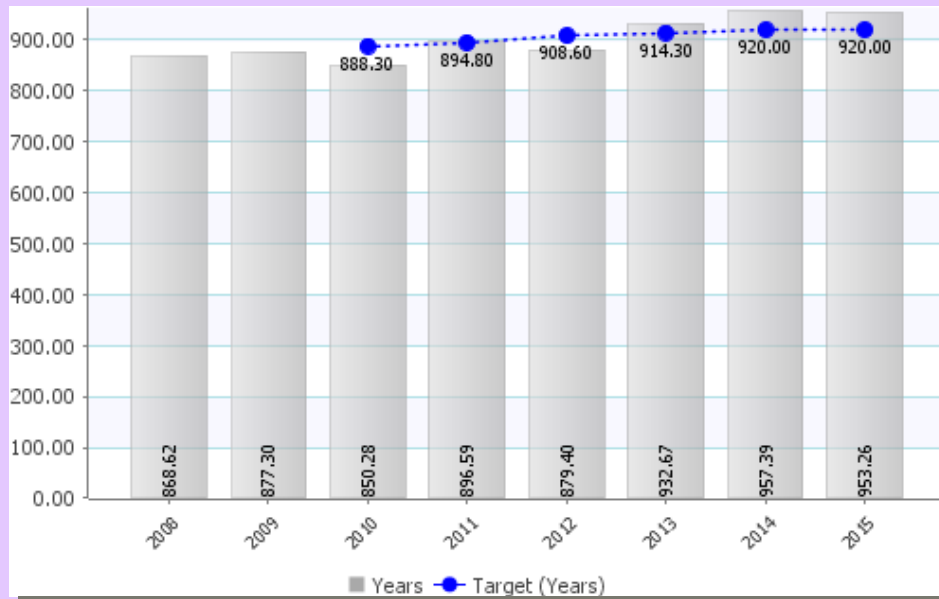
### Median gross weekly earnings for full-time employees (residence based)



There has been an increase in median gross weekly earnings for workers living in Angus, to £525.40 in 2015 from £467.70 in 2014, exceeding the target of £490.00. This compared to an average Scottish increase from £518.20 in 2014 to £527.00 in 2015. However, median gross weekly earnings for people working in Angus remain below target, although there has been an increase



### Tourist Numbers (000's)

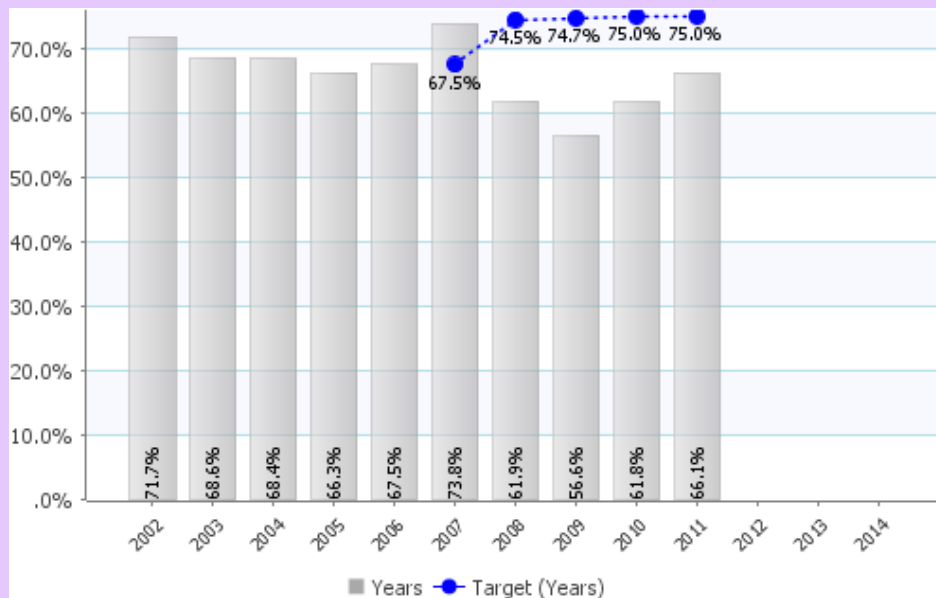


There was a slight reduction in visitor numbers from 957,390 in 2014 to 953,260 in 2015. This figure remains above the target of 920,000.



**10 (50%) indicators fell short of target and the following are highlighted below:**

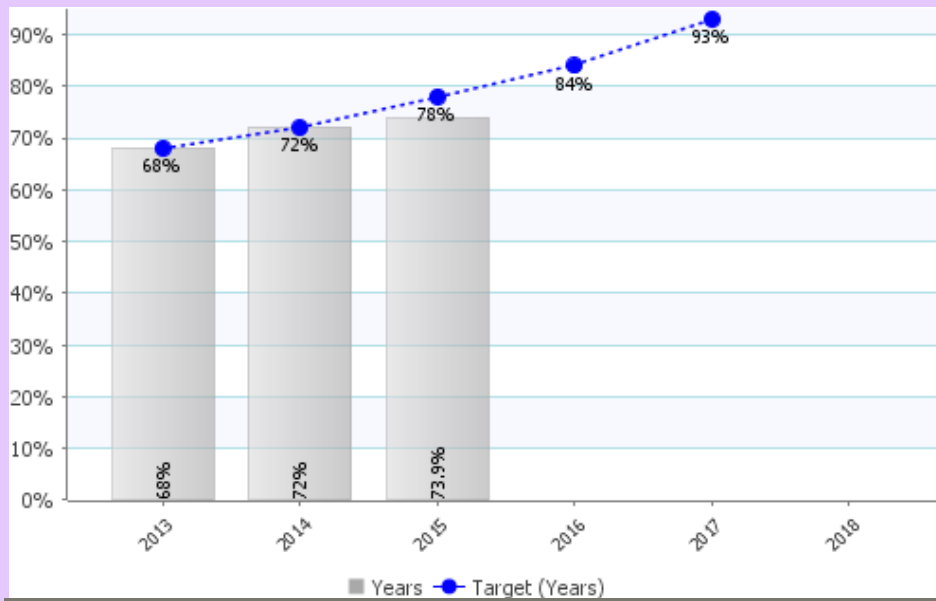
### 3 year survival of new businesses



Although still below the target of 75%, there has been an increase in the 3 year business survival rate in Angus from 61.8% for those businesses started in 2010 to 66.1% in businesses started in 2011. Although below the Angus level, there has been a similar increase in the Scottish 3 year survival rate, from 57.1% from 2010 to 62.8% from 2011.



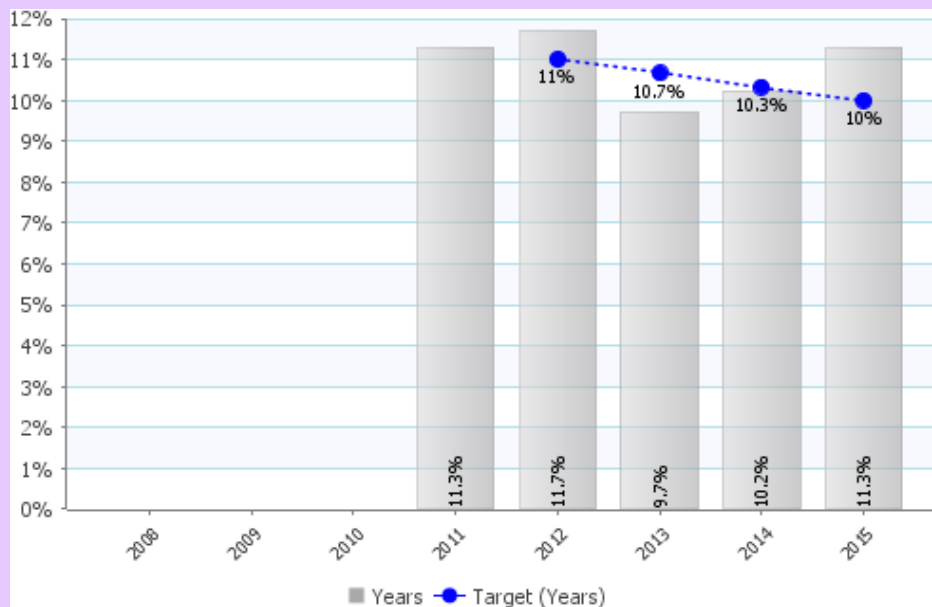
### Percentage of Angus covered by broadband speeds of 40-80 Mbps



There has been no update to the 2015 figure of 73.9% since the start of 2016. In coming months there is planned activity and an expectation that BT will improve their reporting as this has been flawed to date.



### Underemployment rate



Underemployment in Angus increased from 10.2% 2014 to 11.3% in 2015 which failed to meet the target of 10%. This compares with a Scotland increase from 8.6% in 2014 to 9.1% in 2015. Nationally there was a drop in the underemployment rate of 16-24 years olds (from 19.4% in 2014 to 17.3% in 2015), with the largest increase (from 7.8% in 2014 to 10.3% in 2015) in the 25-34 year age group.



**The full report is available from**

[http://www.angus.gov.uk/info/20411/angus\\_community\\_planning\\_partnership/697/how\\_we\\_perform](http://www.angus.gov.uk/info/20411/angus_community_planning_partnership/697/how_we_perform).

## Children and Learning

**Four priority areas have been identified:**

### **Getting it Right in Early Years**

- Additional staffing has been allocated to schools to allow Nurture provision to become embedded within the school. 30 schools now have nurture provision and 14 Early Learning and Child Care centres (schools and voluntary sector) have developed Cosy Corners within their nursery settings.
- An Angus Parenting Strategy is being developed and will seek to actively address the key development outcome of Early Social and Emotional Development as identified by the Dartington Wellbeing research.
- Angus currently offers 600 hours early learning and childcare provision for all three and four year olds through funded places.

### **Getting it Right for Children and Young People**

- We will continue to maintain close focus on positive destinations as the Developing the Young Workforce Initiative is implemented with its aim to reduce youth unemployment.
- The conversion rate of enrolments in Duke of Edinburgh through to achievement of awards for Angus over the last three years stands at 68% compared with the national average of 47%. In comparison with ten other local authorities with a mix of urban and rural areas, Angus is ranked second with regard to awards gained.
- Eleven primary schools incorporate the “Daily Mile” in their school day and a further seven are planning to introduce this in the near future to further promote the fitness and health and wellbeing of their pupils.

### **Getting it Right for Children with Additional Needs**

- The use of external placements is reducing and more children are being placed within Angus, therefore promoting involvement with local communities and schools and supporting friendships to be maintained where appropriate.
- Good use is made of kinship care placements as the first option for children and young people.
- The development of Millgate Loan Supported Accommodation for care leavers was established in July 2015 - a joint development between communities, housing and schools and learning and the Throughcare and Aftercare Team. The project consists of four flats for young people with onsite support from the team to enable care leavers to develop their skills to move to fully independent living arrangements.
- A buddy and mentor scheme has been set up to provide support to carers in assessment and to newly approved carers.

### **Getting it Right for Adult Learners**

- An all age adult literacy and numeracy strategy has been incorporated into the new Community Learning and Development Plan for Angus which was agreed by Committee in August 2015.
- Over the past year, a number of engagement activities have been undertaken (Charrettes, Locality Events, Children's Wellbeing Research) at a locality level which have identified issues and priorities for local communities. Some of these priorities relate to learning opportunities for individuals and communities which will be addressed through the ongoing development and implementation of the new Children's Services Plan and the Community Learning and Development Plan.
- The number of learners accredited in core skills by SQA in 2015/16 was 121, a drop from 156 in 2014, although still exceeding the target of 109. There has been a reduction in referrals to the Angus Digital Skills Academy from Jobcentre Plus.



**10 (62.5%) indicators exceeded or met target and the following are highlighted below:**

### **Secondary School Attainment**

The tables below present the data over the last five years. It should be noted that differences between the assessment arrangements for the National Qualifications, at National 3, 4 and 5 Levels, compared with the previous Standard Grade and Intermediate qualifications means that from 2014 the earlier years' data is not directly comparable. The data is presented as a percentage of the S4 cohort.

#### **By end S4**

<b>Measure</b>	<b>2014</b>	<b>2015</b>
English @ Level 3 or better i.e. National 3	93	95
Maths @ Level 3 or better	88	91
5 + @ Level 3 or better	90	88
5 + @ Level 4 or better i.e. National 4	84	83
5 + @ Level 5 or better i.e. National 5	34	37

#### **By end S5**

<b>Measure</b>	<b>2011</b>	<b>2012</b>	<b>2013</b>	<b>2014</b>	<b>2015</b>
3 + @ Level 6 or better	25	24	25	26	33
5 + @ Level 6 or better	10	11	11	11	14

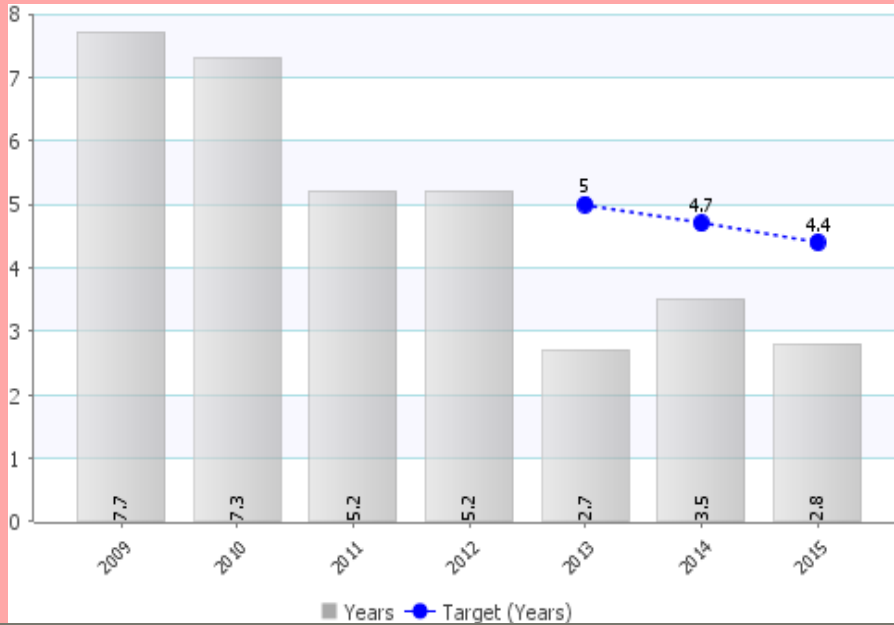
#### **By end S6**

<b>Measure</b>	<b>2011</b>	<b>2012</b>	<b>2013</b>	<b>2014</b>	<b>2015</b>
3 + @ Level 6 or better	33	36	36	35	39
5 + @ Level 6 or better	22	24	25	23	25

The data indicates that there was a significant improvement in many of the key indicators. The number of young people achieving 5 National 5s (5+@Level 5) improved by 3% from 2014 figures, whilst the number achieving 3 Highers (3+@Level 6) improved by 7% from 2014 figures.

Secondary schools, working with the Children and Learning Directorate, have been set challenging targets for 2015/16. Staff working with our schools will continue to track and monitor schools' progress towards achieving or improving these targets. There is in place a regular, rigorous monitoring process combined with proportionate support for all schools in Angus.

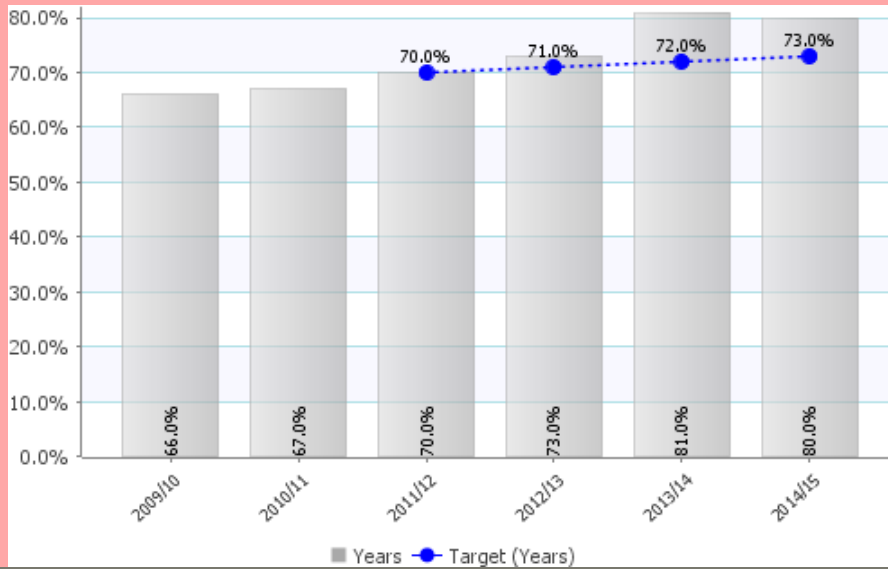
### Infant mortality (per 1000 live births)



There continues to be a steady decrease in the infant mortality rate, from 3.5 in 2014 to 2.8 in 2015. The target of 4.4 has already been exceeded.



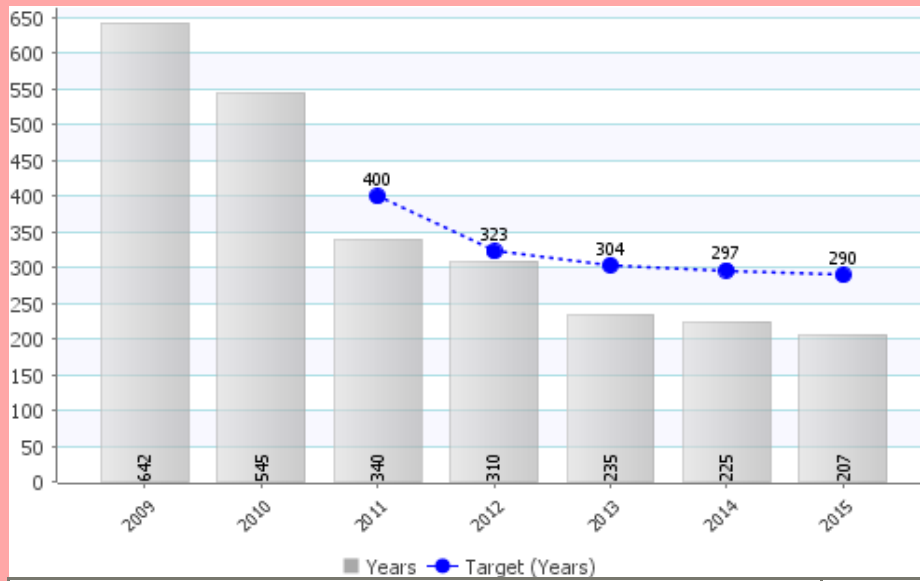
### Percentage of pupils staying on to S5



Staying on rates to S5 dropped slightly to 80% in 2015, from 81% in 2014. This compares to a Scottish average figure of 87.7% for the same period.



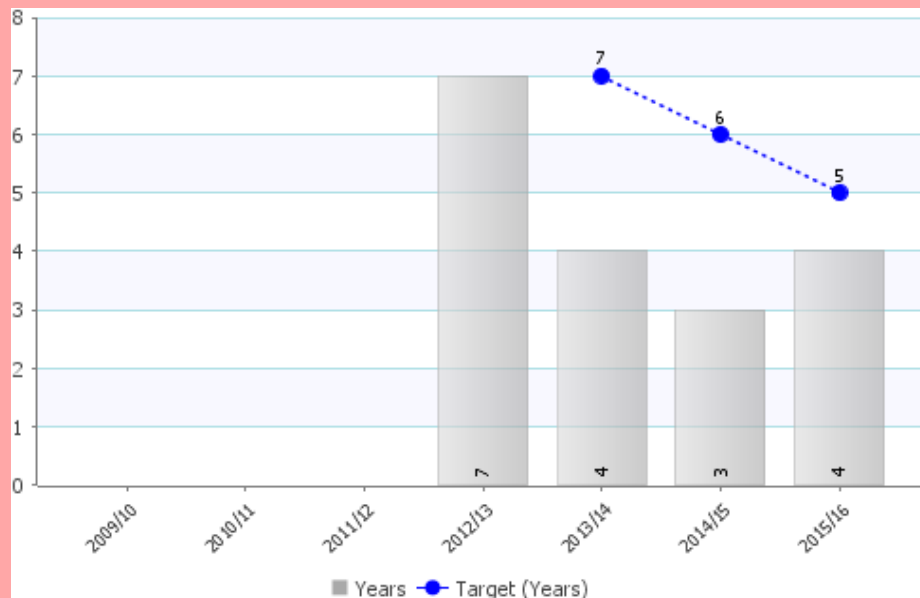
### Number of incidents of exclusion from school (Secondary)



The number of incidents of exclusion from school (secondary) has reduced from 225 (136 pupils) in 2014 to 207 (121 pupils) in 2015. The efforts of all school staff to reduce school exclusions have had very positive outcomes in both the primary and secondary sectors. The reduction in exclusions can also be attributed to the excellent partnership working between schools, family support services and the extended support provided for pupils in need.



### Number of children with autism in care outwith Angus

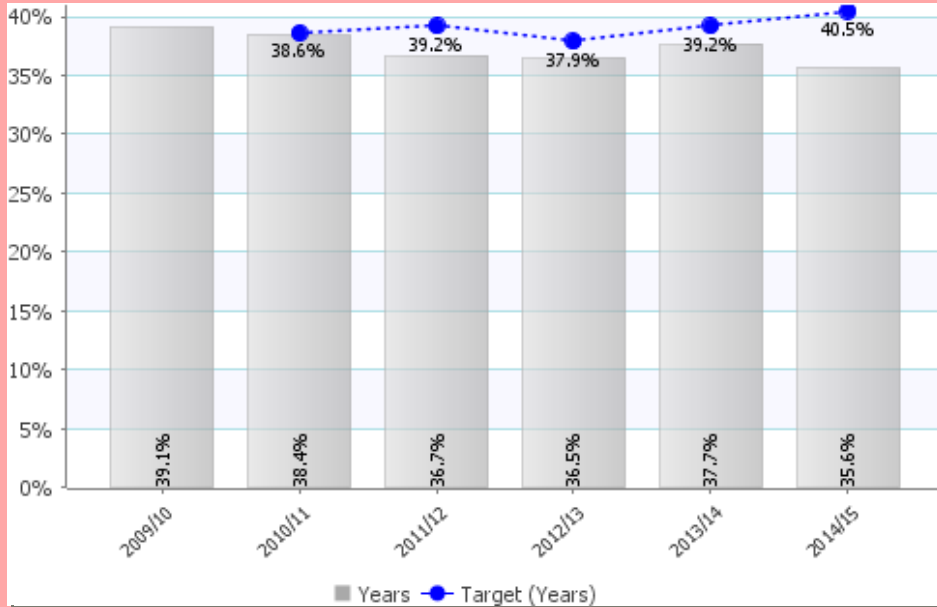


The number of children in care outwith Angus has risen slightly to 4 compared to 3 children at the same period last year. However, the target has still been exceeded.



6 (37.5%) indicators fell short of target and the following are highlighted below:

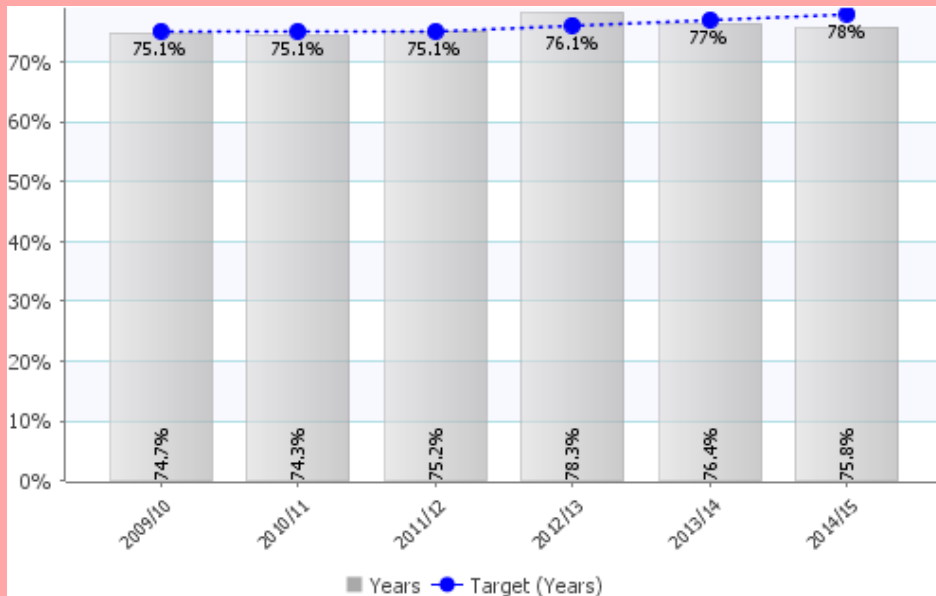
**Proportion of new-born children exclusively breastfed at first visit**



There has been a slight decrease in the percentage of babies exclusively breastfed at the first visit, from 37.7% in 2013/14 to 35.6% in 2014/15. The target of 40.5% has not been met.



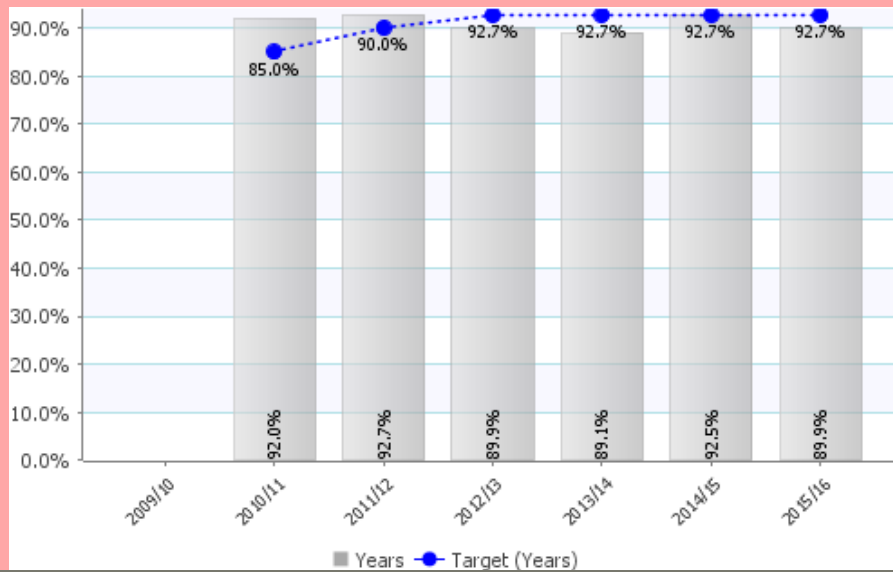
**Proportion of P1 children with a BMI within a healthy weight range**



There was a slight decrease in the percentage of P1 children with a BMI within a healthy weight range, from 76.4% in 2013/14, to 75.8% in 2014/15.



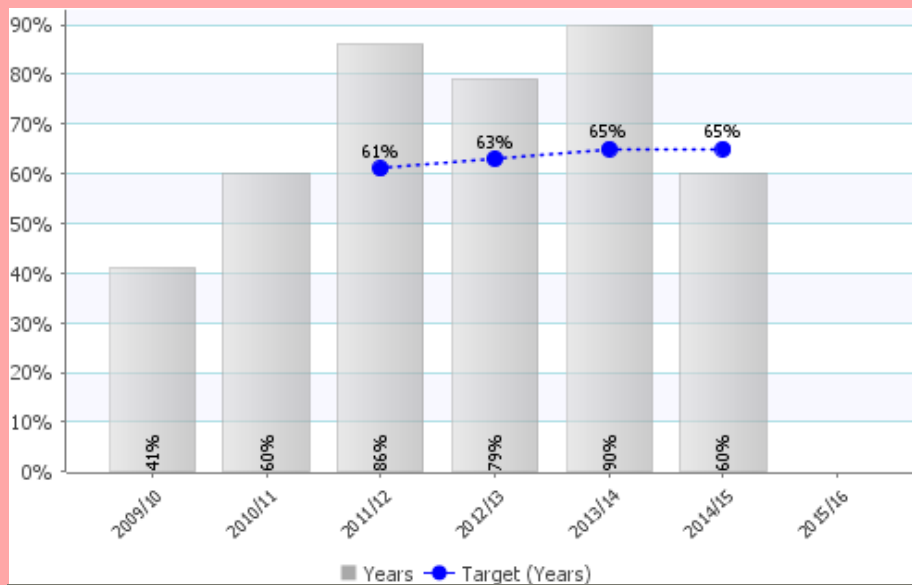
### % of children looked after away from home in family based placements



As at the 31 March 2016, 89.9% of all children looked after away from home were in a family based placement. This is down slightly from the same period last year (92.5%) and is below target. This figure can fluctuate from week to week depending on the number of sibling groups who are looked after.



### Percentage of looked after children school leavers in positive and sustained destinations



The percentage of looked after children school leavers in positive destinations dropped to 60% in 2014/15 in the initial survey (6 school leavers), from 90% in 2013/14, missing the target of 65%. The follow up survey showed 70% of pupils in a positive destination (7 school leavers), which would have exceeded the target. The wide variations in percentages are affected by the small numbers involved. Comparable Scottish figures are 77% in positive destinations at initial survey (based on 328 school leavers), and 69% at follow up (representing 296 school leavers).



The full report is available from

[http://www.angus.gov.uk/info/20411/angus\\_community\\_planning\\_partnership/697/how\\_we\\_perform](http://www.angus.gov.uk/info/20411/angus_community_planning_partnership/697/how_we_perform).

## Safer Communities

### Five priority areas have been identified:

#### Antisocial Behaviour (ASB)

- A total of 98 fixed penalty notices have been issued for dog fouling and four people have been reported to the Procurator Fiscal. Encouragingly, Community Wardens daily reports show they have witnessed in excess of 3,400 persons complying with legislation whilst out on patrol. This is an increase of 17.6% against the previous year.
- Analysis is undertaken on a regular basis to establish 'hotspot' areas over a period of time and also identify areas where ASB issues may be emerging. Patrols and other resources are directed to these areas.

#### Gender-Based Violence

- Angus Violence Against Women Partnership continue to provide a range of services designed to prevent violence against women, protect victims, provide vital support and participate in a partner driven approach to eradicating violence against women in Angus.
- A Tayside Steering Group has now been established to ensure the continued development of the Multi Agency Risk Assessment Conferencing (MARAC) in Angus and across Tayside.

#### Home Safety (including Fire Safety)

- Home Fire Safety Visits continue to be an important tool in preventing household fires - particularly among the more vulnerable members of our communities.
- Regular weekly multi-agency meetings between SFRS, Police Scotland, Angus Housing and Angus ASB Team continue to be a worthwhile forum for the sharing of information around problematic and potentially vulnerable addresses.

### **Road Safety**

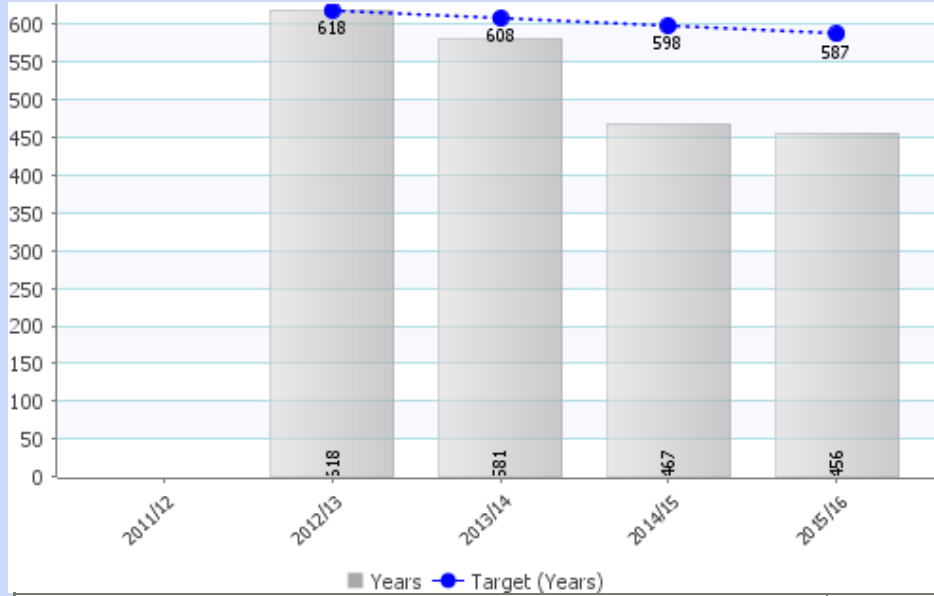
- A range of agencies (Police, SFRS, Angus Council) delivered a course of well received 'Safe Angus' presentations to local schoolchildren during May 2016.
- There was a significant increase of over 1,100 (or 35%) in the number of road traffic offences detected by Police Scotland in Angus during 2015/16. This confirms the commitment to a proactive approach to traffic enforcement in support of the overall aim of casualty reduction.

### **Public Protection and Safety**

- Currently a Tayside review of CCTV provision is being undertaken led by Dundee City Council with a view to centralisation of town centre camera management.
- A CJA Transition Plan was submitted to Scottish Government in January 2016. Oversight of community justice functions will sit with the Angus Safer Communities Forum.
- Angus Care & Repair received funding for additional Truecall devices which will be deployed based on referrals from partner within the Financial Harm Working Group.

**19 (76%) indicators exceeded or met target and the following are highlighted below:**

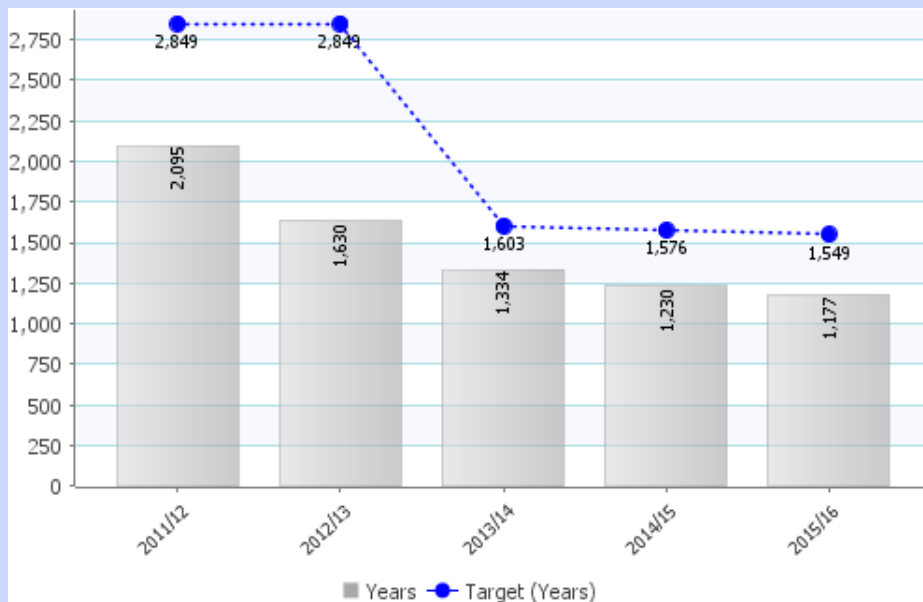
**Number of dog fouling complaints**



Levels of dog fouling reports in Angus have steadily decreased in recent years with a further 2% fall in the year 2015/16 compared to 2014/15. This reflects the proactive approach taken within Angus in responding quickly to complaints, employing dedicated staff in known problem areas, issuing FPNs when appropriate and using traditional and social media to educate Angus communities.



**Levels of youth nuisance complaints**

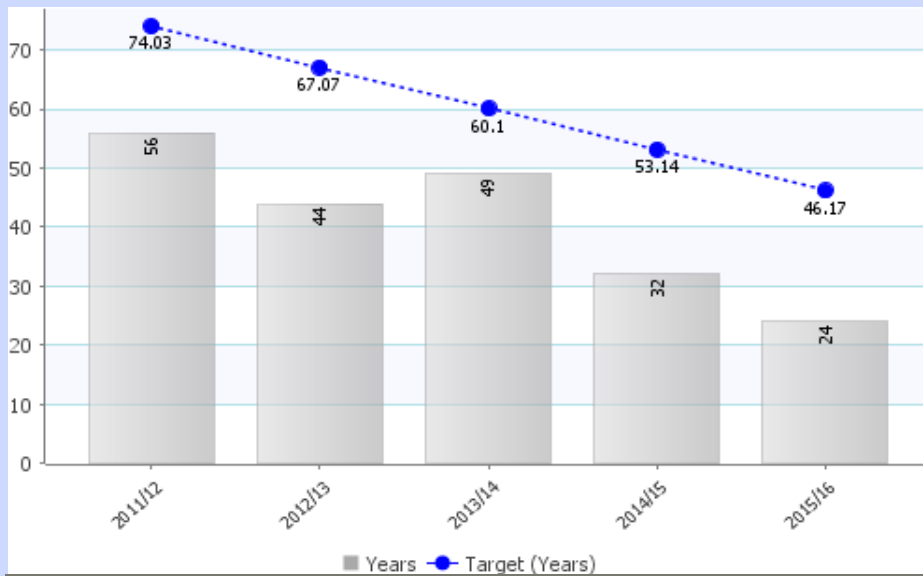


2015/16 saw a further 4% reduction in the number of calls received by Police Scotland for young people causing annoyance within local communities. This represents a further 53 fewer calls than the previous year and forms part of a 43% reduction in this type of call over the last five full years.





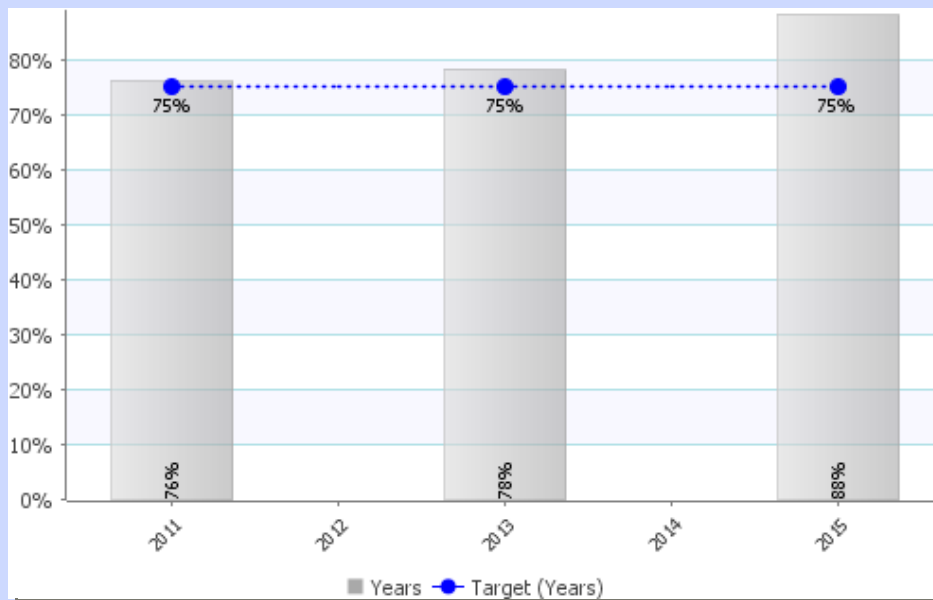
### Number of people (all ages) seriously injured in road accidents



2015/16 saw a very welcome reduction in the number of serious casualties on Angus roads - down from 32 in 2014/15 to 24 this year.



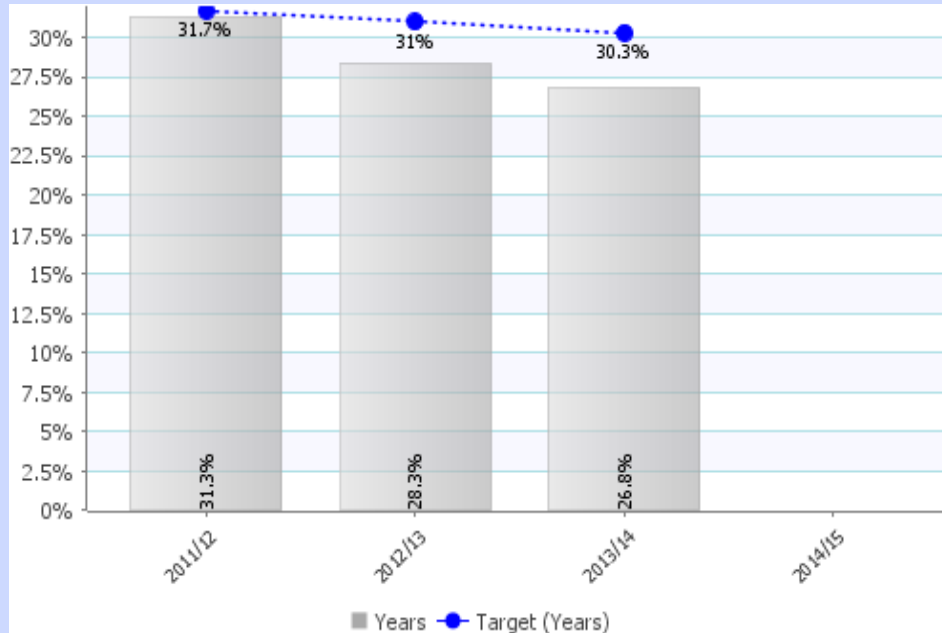
### Proportion of people feeling safe at night



There has been an increase from 78% in 2013 to 88% in 2015 of people who responded to the Citizen Survey feeling safe walking alone in their neighbourhood at night.



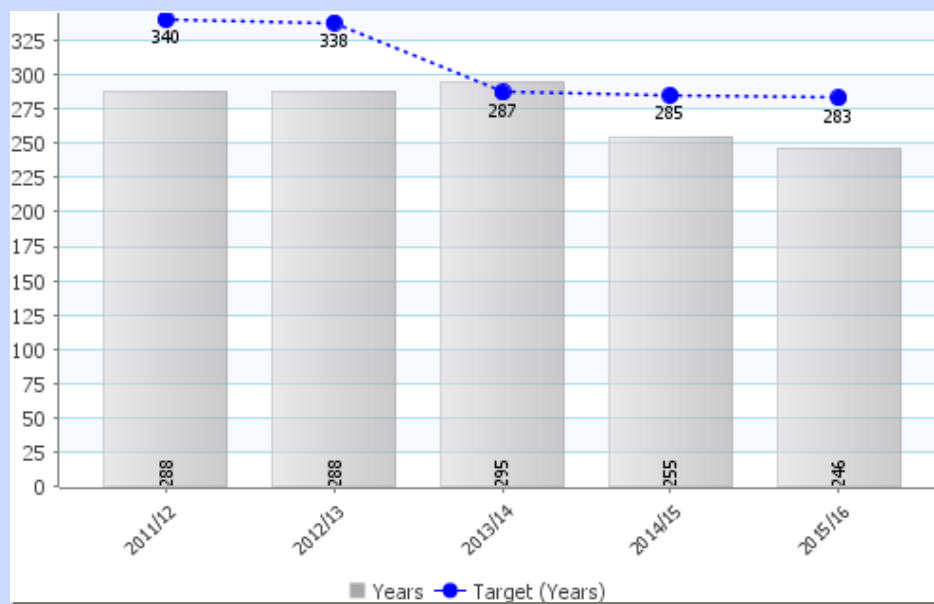
### 1 year reconviction rate



The latest available 1 year reconviction rate is for the 2013/14 cohort and shows further improvement, from 28.3% in 2012/13 to 26.8% in 2013/14.



### Rate of group 1-4 crimes (per 10,000 head of population)

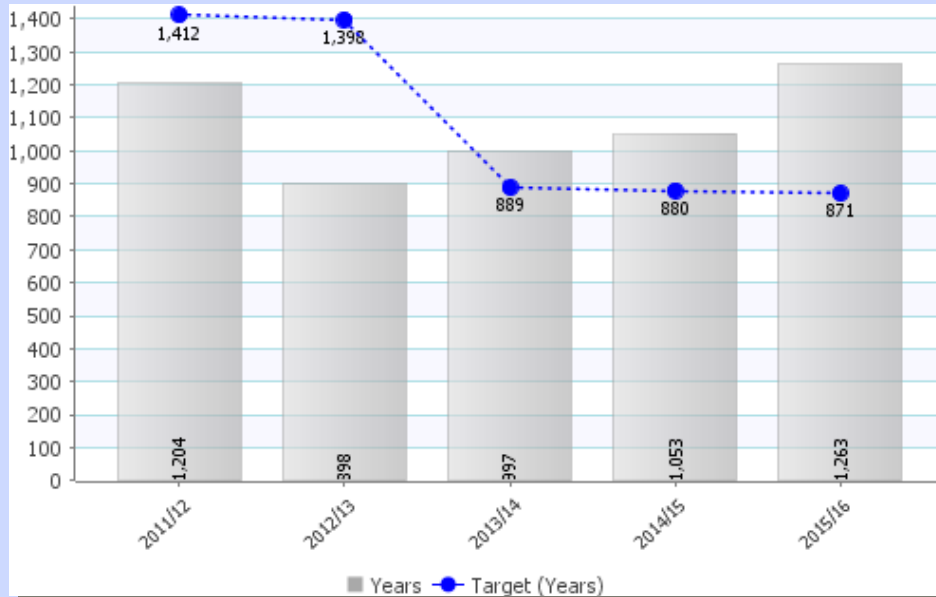


There was a further significant reduction in the number of recorded Group 1-4 crimes within Angus during 2015/16. This, in turn, leads to a further reduction in the rate per 10,000 - down from 255 in 2014/15 to 246 in the current reporting year.



6 (24%) indicators fell short of target and the following are highlighted below:

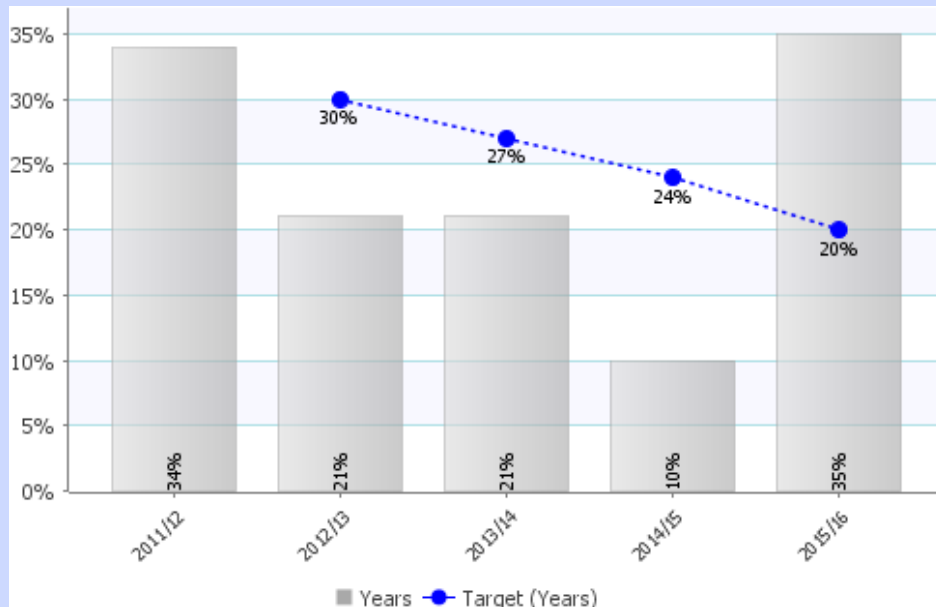
**Number of crimes recorded with an "Alcohol-Offender" aggravator**



While crime in general has fallen in recent years, the number and proportion of crime where the alcohol intake of the offender is deemed an aggravating factor has increased. The year on year increase in 2015/16 was just under 20%.



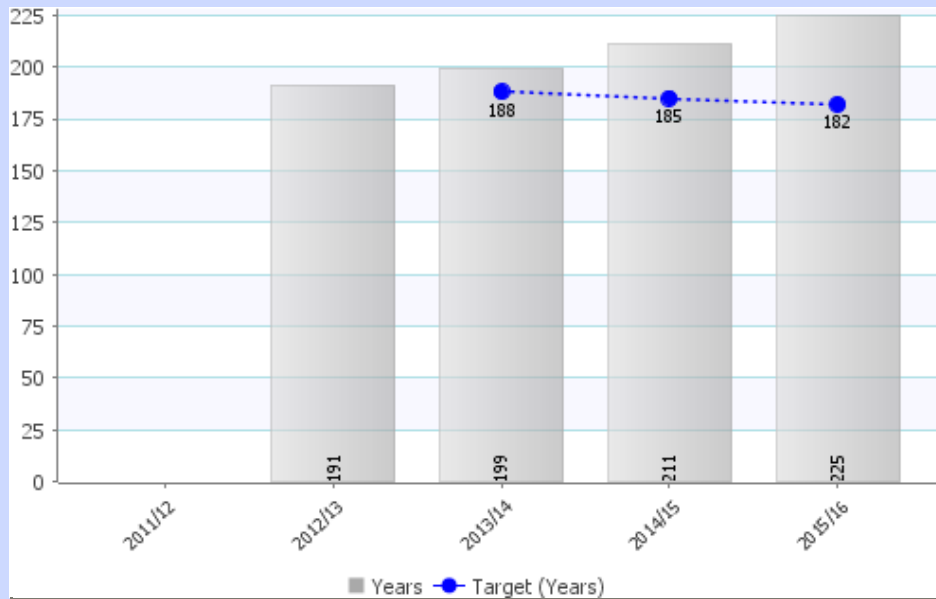
**Proportion of children on the Child Protection Register affected by domestic abuse**



As at 31 March 2016, 32 of the 92 children registered were affected by domestic abuse (35%). This is an increase from 10% in 2015 and is in part due to better recording procedures but is also due to an increase in sibling groups being registered. This year the 32 children were from 19 households – last year there were 7 children from 4 households.



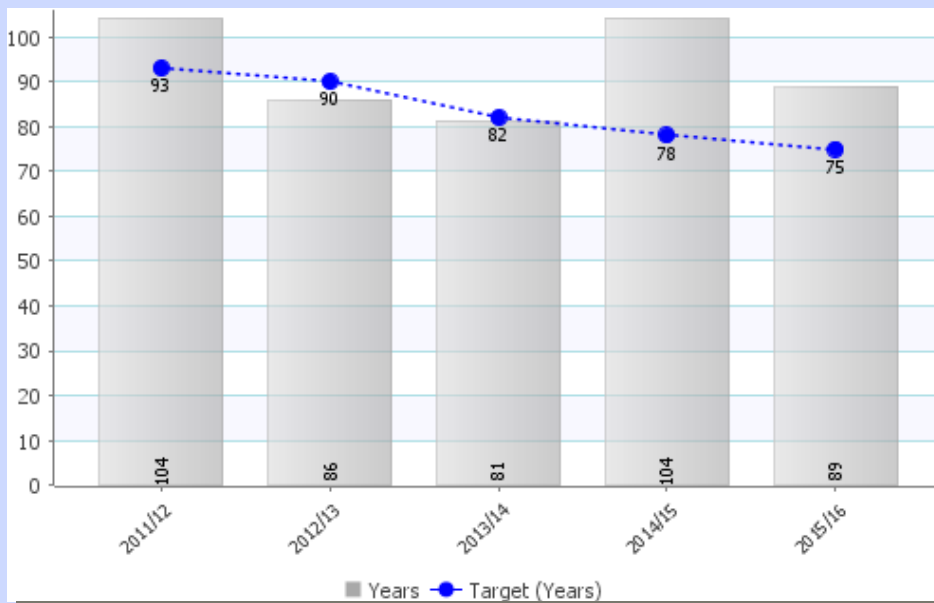
### Number of crimes involving repeat victims of domestic abuse



The number of crimes of domestic abuse (violent and sexual related crime) involving repeat victims rose again in 2015/16, to 225 from 211 in 2014/15. The percentage rise was 6.6%. Police Scotland together with partners from the AVAWP and beyond continue to identify those victims at greatest risk to provide preventative interventions and support.



### Number of dwelling fires reported



After a significant rise in dwelling fires in 2014/15 to 104, numbers for 2015/16 have fallen back to 89 - more in line with historical levels. This, however, is still above the target set for reduction in dwelling fires.



**The full report is available from**

[http://www.angus.gov.uk/info/20411/angus\\_community\\_planning\\_partnership/697/how\\_we\\_perform](http://www.angus.gov.uk/info/20411/angus_community_planning_partnership/697/how_we_perform).

## Community Care and Health

During 2015 an Integration Scheme for Angus was developed and approved by the Scottish Government, following a major consultation with local people.

The newly formed Angus Health and Social Care Partnership took delegated responsibility for adult social care and community based health services from 1 April 2016. The partnership is managed by an Integrated Joint Board which draws its voting membership from NHS Tayside, Angus Council. In order to work inclusively with providers and users of health and social care services the board also includes membership from a range of stakeholders including the third and independent sector providers of health and social care services and the people who live and work in Angus.

The Angus Health and Social Care Partnership is responsible for planning and commissioning integrated services and overseeing their delivery. These services include: all adult social care such as assessment and care management, adult protection, care at home and care home services; adult primary and community health care services such as district nursing; elements of adult hospital care related to unplanned admissions; and hospital services for adults with learning disability, mental ill health, or who misuse substances. The Partnership must have a strong relationship with secondary care in relation to unplanned hospital admissions and will continue to work in partnership with the Community Planning Partnership in Angus.

The partnership's strategic plan contains four priorities:

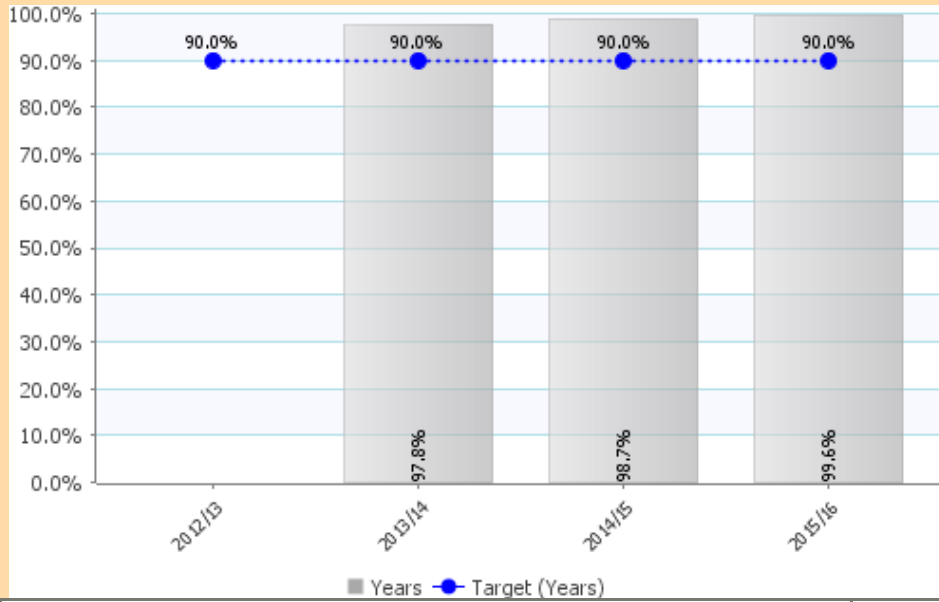
- improving health, wellbeing and independence
- supporting care needs at home
- developing integrated and enhanced primary care and community responses
- improving integrated care pathways for priorities in care


The partnership's vision is to place individuals and communities at the centre of service planning and delivery in order to deliver person-centred outcomes.

A new performance framework is under development.

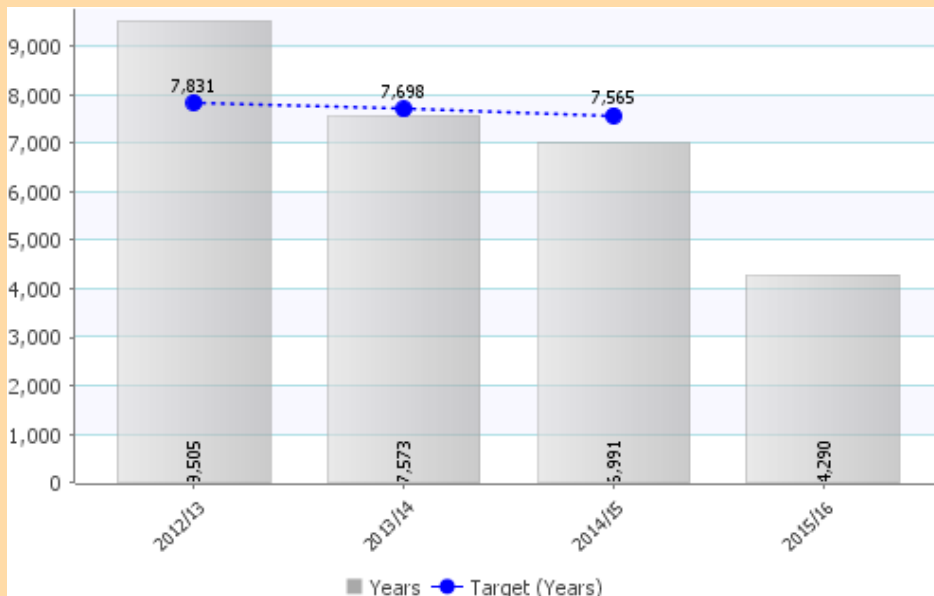
**9 (64%) indicators exceeded or met target and the following are highlighted below:**


**% of people waiting less than 3 weeks for alcohol/drug treatment**



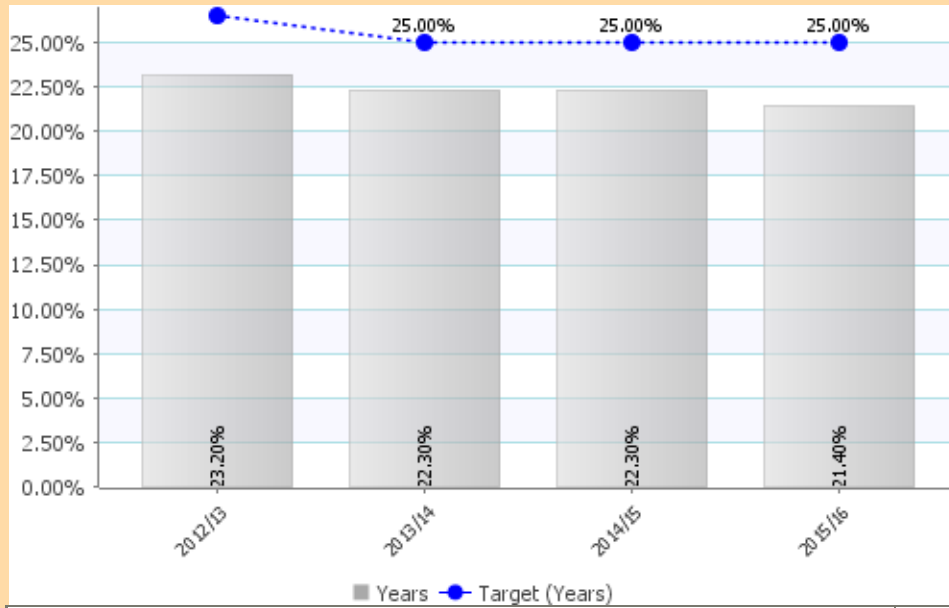
The percentage of people waiting less than 3 weeks for drug treatment has again increased, from 98.7% in 2014/15, to 99.6% in 2015/16, which exceeded the target of 90%. 

**Number of hospital bed days lost due to delayed discharges**



There was a further reduction in hospital bed days lost due to delayed discharges, from 6991 in 2014/15 to 4,290 in 2015/16. This represents a 46% reduction since the baseline year of 2011/12, against an initial target of a 5% reduction by 2015. 

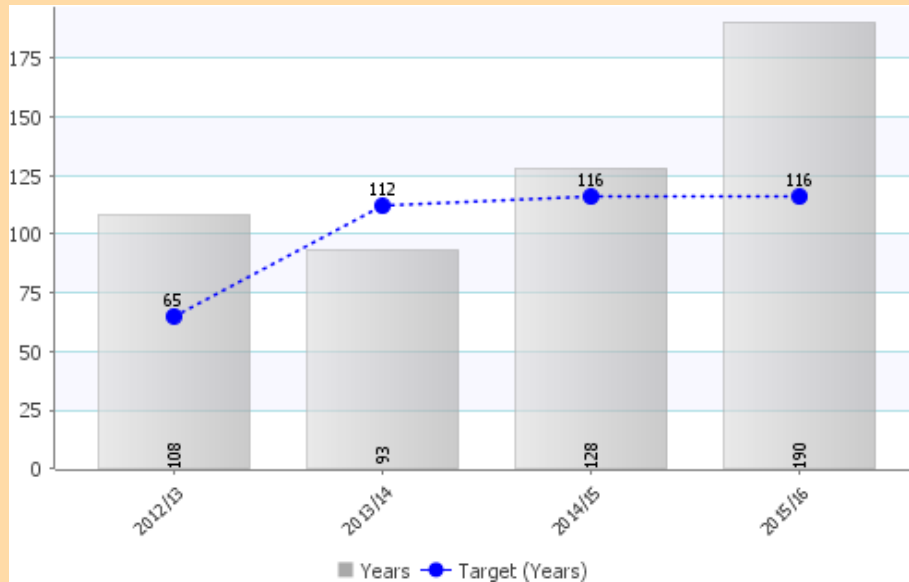
### Proportion of 85+ population supported in care homes



The percentage of 85+ population supported in care homes has decreased from 22.30% in 2014/15 to 21.40% in 2015/16. This beat our 25% target. Supporting people to continue to live at home remains a high priority. This has been achieved despite the increase in the 85+ population.



### Number of acute hospital admissions avoided through prevention of admission

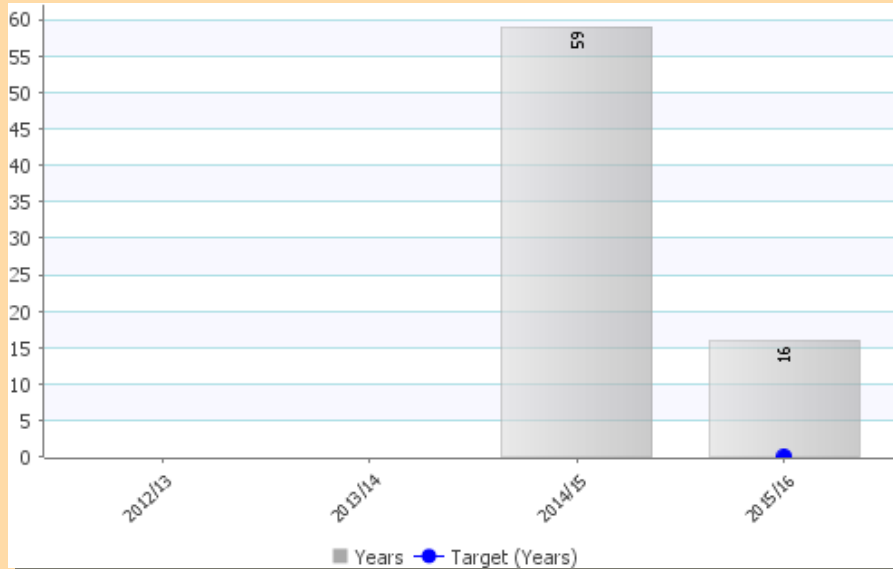


The number of acute hospital admissions avoided through prevention of admission increased from 128 in 2014/15 to 190 in 2015/16, This exceeded our target of 116. A review of the Prevention of Admission scheme has been undertaken which is the reason for the increase in service usage.



**5 (36%) indicators fell short of target and the following are highlighted below:**

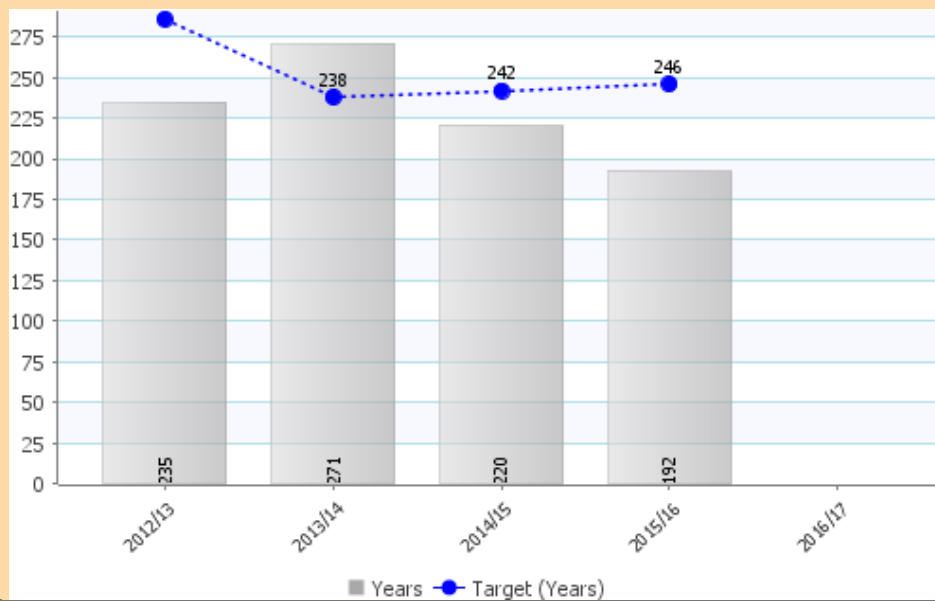
**Number of people waiting more than 14 days for discharge to appropriate setting**



The number of people waiting more than 14 days for discharge to an appropriate setting dropped to 16 in 2015/16, from 59 in 2014/15. There are various reasons for this reduction, including enhanced community support, improvements to care management, and an improved social care market place. However this substantial drop did not reach the target of zero delayed discharges.



**Number of people with learning disabilities supported into education, training, volunteering and employment**

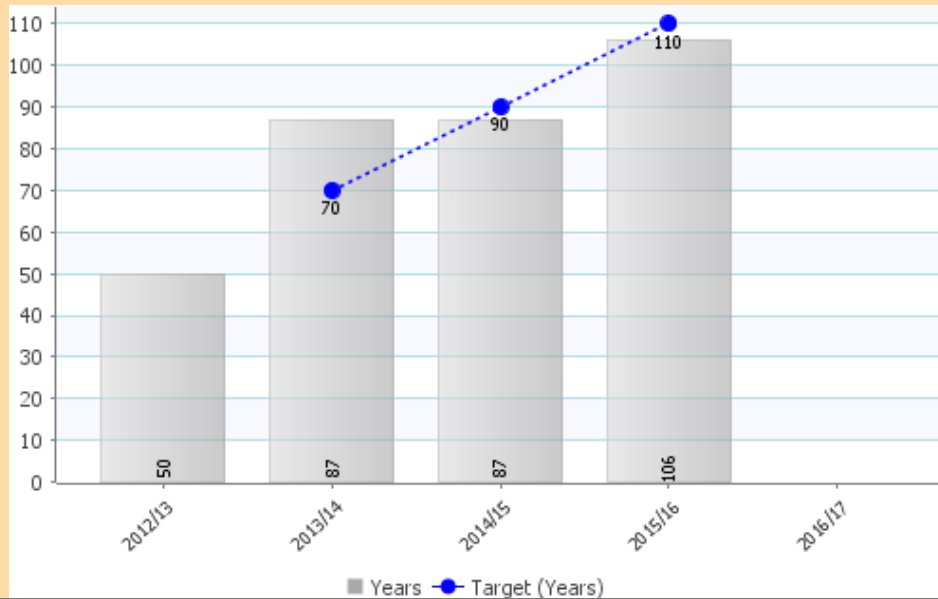


The number of people with learning disabilities supported into education, training, volunteering and employment dropped from 220 in 2014/15 to 192 in 2015/16, and did not meet the target of 242. Those in education (125) also include some who do not receive a local authority service.





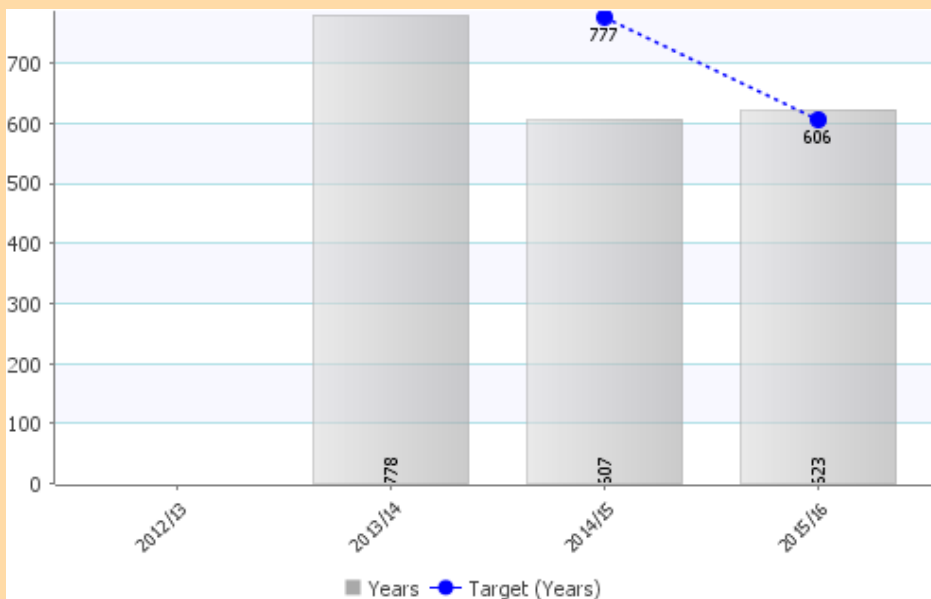
### Number of older people living in supported housing



The number of older people living in supported housing has increased from 87 in 2014/15 to 106 in 2015/16. The target of 110 was not met.



### Length of stay in care homes



The average length of stay in care homes increased from 507 days in 2014/15 to 523 days in 2015/16. This missed the target of 606 days.



**The full report is available from**

[http://www.angus.gov.uk/info/20411/angus\\_community\\_planning\\_partnership/697/how\\_we\\_perform](http://www.angus.gov.uk/info/20411/angus_community_planning_partnership/697/how_we_perform).

## Rural and Environment

### Three priority areas have been identified:

#### Sustainable Development

- The roll out of the new kerbside recycling service completed during 2014 has led to a significant increase in the amount collected for recycling, to 52.4% compared to 42.8% average across Scotland. 2015 data is expected to show that Angus now has one of the highest recycling rates in Scotland and sends a very low percentage of waste to landfill.
- Reviews of recycling centres, garden waste service and food waste service have been undertaken with changes proposed. A partnership with Dundee City Council is in place regarding a new long-term residual waste contract and treatment facility.
- During the year 36 new affordable homes were completed and work started onsite to deliver a further 75 homes through the Affordable Housing Supply Programme.
- An Empty Homes Officer post was established, shared between Angus and Dundee City Councils, to work with owners of empty homes to bring properties back into use.

#### Environment

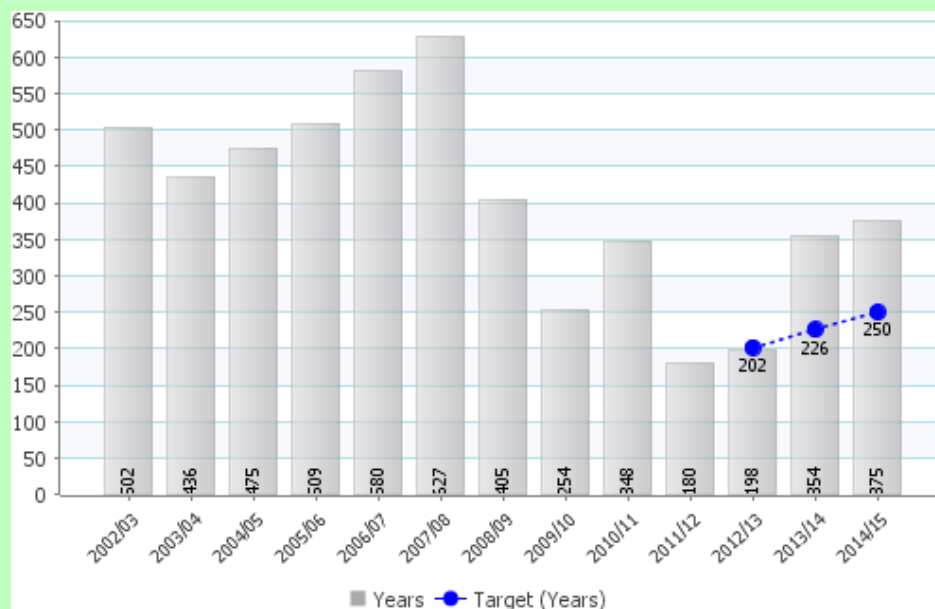
- 26 grants were awarded under the Small Grants Scheme of the Kirriemuir Conservation Area Regeneration Scheme during 2015/16, totalling over £292,000. The training programme in Traditional Building Skills and Maintenance, primarily aimed at building contractors and professionals, commenced with an introductory homeowners event in November 2015.
- DragonQuest, a dark woods augmented reality theatre adventure, attracted over 5000 people to Monikie Park in October/November 2015, and has been nominated for a Scottish Thistle Award (Scotland's Tourism 'Oscars').
- The River South Esk Catchment Partnership project to tackle invasive non-native species has been very successful in largely eliminating Japanese Knotweed from the river banks in the three main areas of infestation. The Giant Hogweed problem persists in areas as spates allow the movement of seed banks.
- There has been considerable environmental community involvement and volunteering, with, for example, funding from the Angus Environmental Trust to Voluntary Action Angus and the Tayside Biodiversity Partnership to complete 11 Site Biodiversity Action Plans and provide a suite of wildlife kits to improve the garden/grounds of nine care homes, one day care centre and one sheltered housing complex in Angus.

### Climate Change

- Funds for the further development of a project aimed at reducing peak river flows in the upper South Esk catchment are currently being investigated, So far contour tree planting has taken place in Glen Clova and Glen Doll, with the pilot project and research supported financially by the Forestry Commission, Angus Council, Esk District Salmon Fishery Board and the Cairngorms National Park Authority with in-kind support from RSPB. Benefits are not only for the river but also agriculture, low ground shooting potential and biodiversity.
- 67 employees of Angus businesses/organisations received driver training to encourage fuel economy during the year.
- Promoting active travel has been ongoing over the past year, and has included investing in special bus shelter panels and advertising on Stagecoach buses; cycle initiatives; lift share promotion; and workshops for P7 school pupils in the Brechin area to promote active travel to the new campus.

**8 (53%) indicators exceeded or met target and the following are highlighted below:**

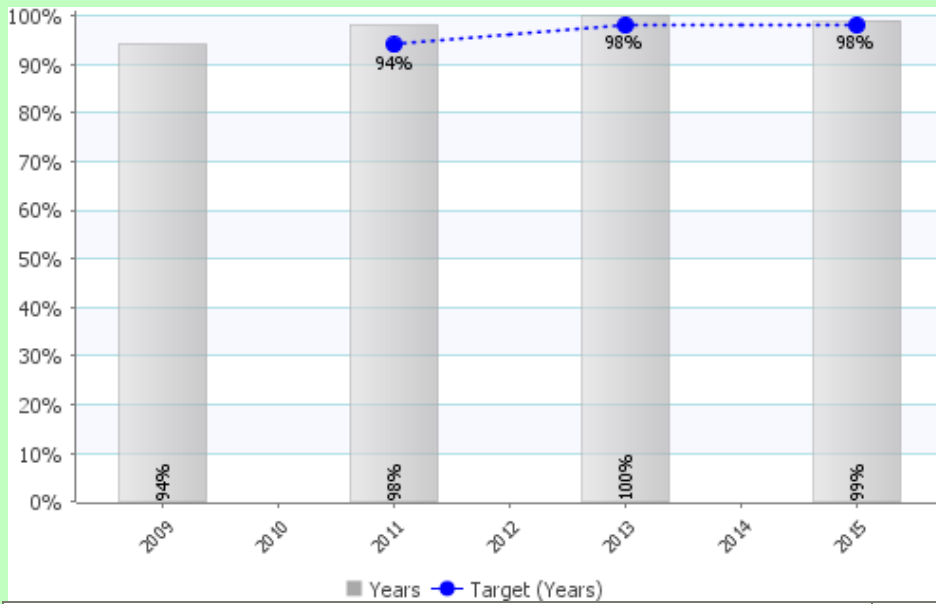
#### Number of new house building completions



The figure of 375 new house building completions for 2014/15 has been amalgamated from Housing Statistics for Scotland: it includes all sector new build completions and net new dwellings provided during the year by conversion, but may not include new supply through refurbishment.



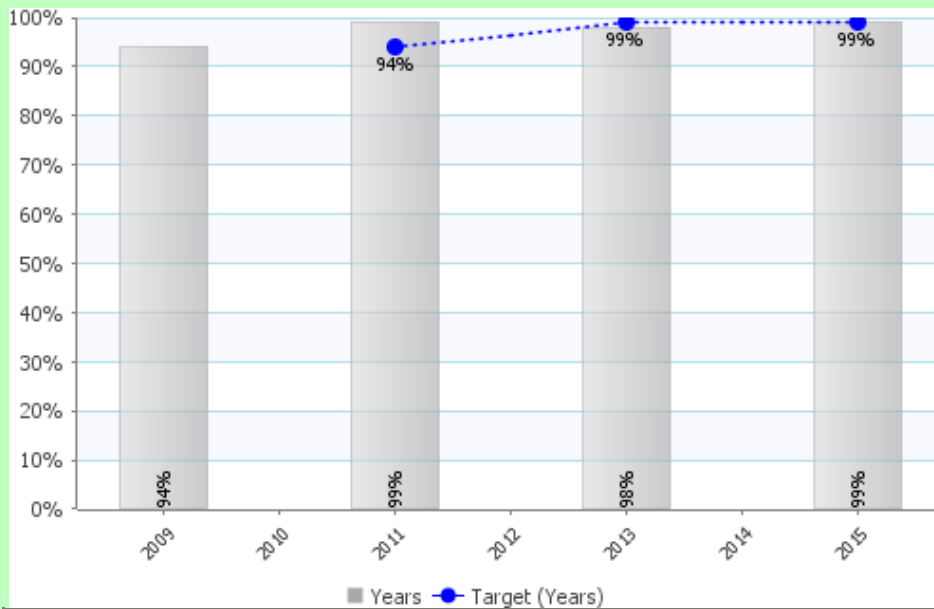
### % of the population who are satisfied with the built environment



Overall satisfaction of 99% with the built environment remains very high, according to the Citizens Survey in 2015, and exceeds the target of 98%. There are variations across Angus, however, with 90% of those living in the most deprived areas satisfied compared to 100% of all other participants.



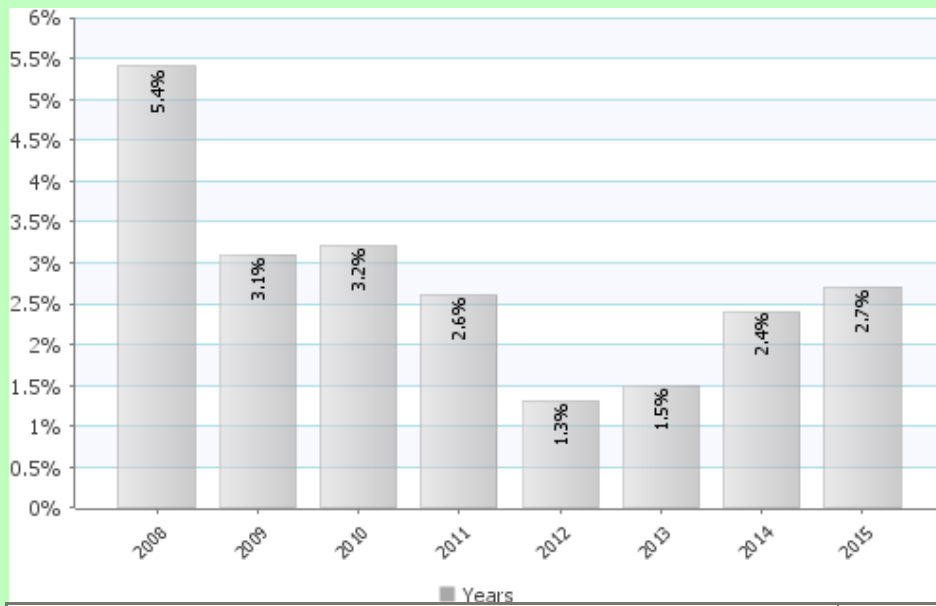
### % of the population who are satisfied with the natural environment



Satisfaction with the natural environment remains very high, at 99%, equalling the target set. Some differences were highlighted in the 2015 Citizens Survey, with 94% for participants who lived in Arbroath East and Lunan satisfied compared to 99% or 100% in all other wards.



### Percentage of children cycling to school (secondary)

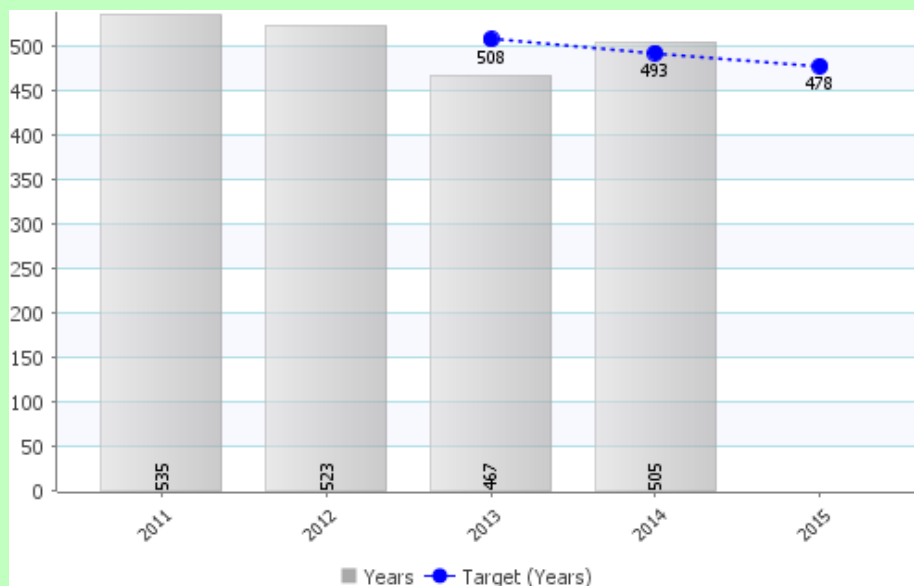


There was a slight increase in children cycling to secondary school, from 2.4% in 2014 to 2.7% in 2015. The overall active travel figure for secondary school pupils was 57.5%, above the Scottish figure of 43.9%.



**7 (47%) indicators fell short of target and the following are highlighted below:**

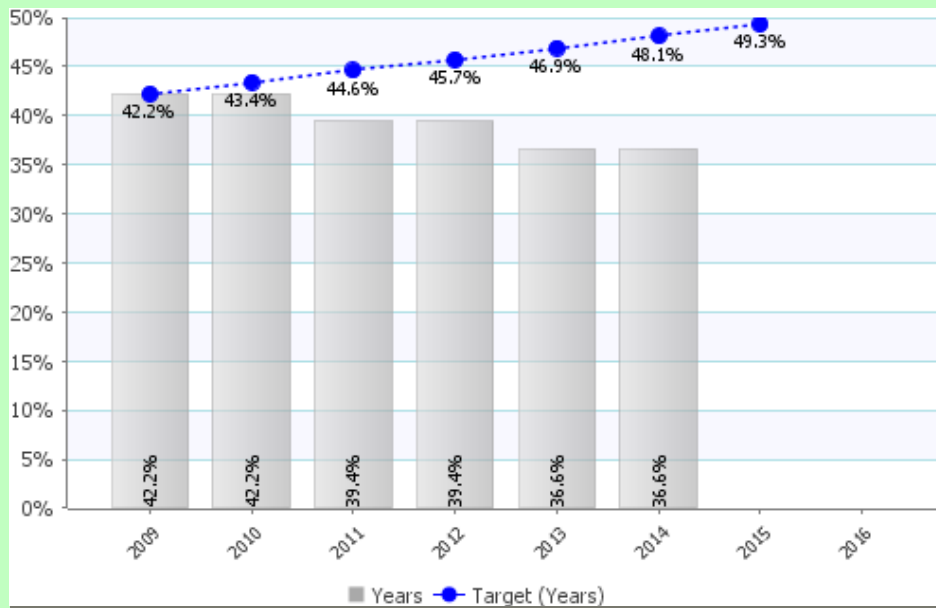
### Household Waste Arisings per capita (kg)



2014 data is the latest available. Household generated waste per person increased from 467 kg in 2013 to 505 kg in 2014 (compared to 460kg/person in Scotland as a whole). This failed to meet the target of 493 kg per person, however an overall longer-term reducing trend continues. The recycling rate in Angus increased to 52.4% in 2014 (compared to 42.8% average across Scotland) from 43.2% in 2013.



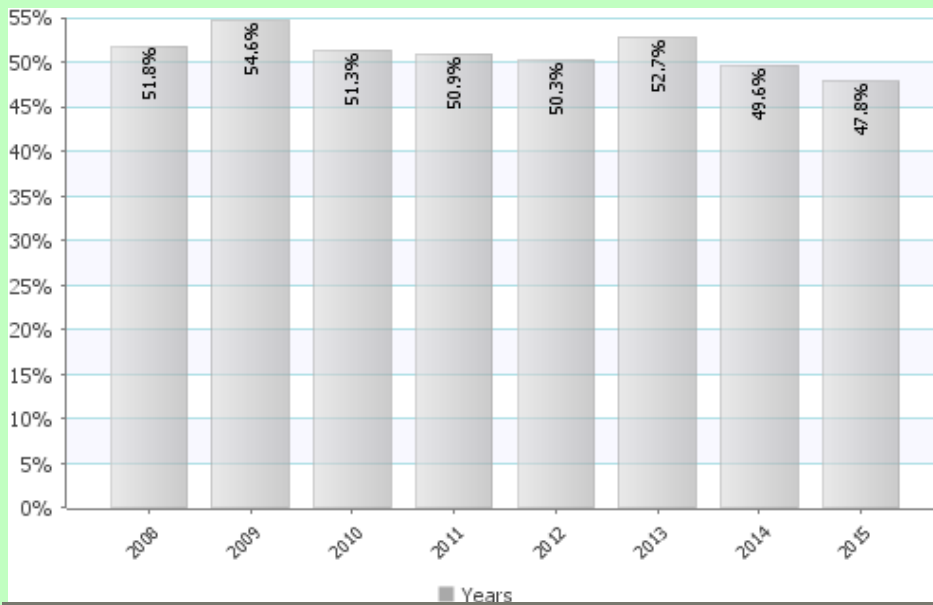
### % of river water bodies in Angus achieving good ecological status, good ecological potential or above



There was no change in river water bodies status between 2013 and 2014, with 36.6% of river water bodies achieving good status or above. The 2015 classification will be signed off later in 2016.



### Percentage of children walking to school (primary)



There was a decrease in primary school children walking to school, from 49.6% in 2014 to 47.8% in 2015. However, active travel overall increased, with a 2.5% increase in cycling and scooting/skating. The combined figure for primary school pupil active travel to school of 52.3% was lower than the Scottish figure of 54.2%.



The full report is available from

[http://www.angus.gov.uk/info/20411/angus\\_community\\_planning\\_partnership/697/how\\_we\\_perform](http://www.angus.gov.uk/info/20411/angus_community_planning_partnership/697/how_we_perform).