



ANGUS COUNCIL

Police and Fire and Rescue Sub Committee

Report by Chief Superintendent Eddie Smith
(Quarter ending 31 March 2015)



Contents

Background to this Report	page 3
Local Policing Priority Updates:	
Serious and Organised Crime	page 4
Public Protection and Safety	pages 5-7
Road Safety	page 8-9
Antisocial Behaviour	pages 10-11
Theft and Scams	page 11-12

BACKGROUND TO THIS REPORT

As from April 2013, the Police and Fire Reform (Scotland) Act 2012 has required Police Scotland to produce and publish a Local Policing Plan (LPP) for each local authority area. The LPP clearly sets out the policing priorities for Angus.

Performance in relation to the identified policing priorities is monitored and reviewed internally on a weekly basis. Quarterly reports are produced to allow scrutiny by Angus Council Police and Fire and Rescue Sub Committee. This report covers the period from April 2014 to 31 March 2015.

Data provided in this report is for information purposes to allow Board Members to conduct their scrutiny responsibilities.

This report will make reference to crime groupings. Groups 1-4 refer to an amalgamation of four crime groups. They are Group 1, consisting of violent crime; Group 2 covering sexual offences; Group 3 covers a wide range of crimes of dishonesty; and Group 4 includes vandalism, fire-raising and malicious mischief.

It should be noted that although this data cover the financial year of 2014/15, this data should not be considered as yearend statistics. The Scottish Government will release yearend statistics at a later date.

Serious and Organised Crime

Tackling Serious and Organised Crime Groups (SOCGs) remains a key focus in Angus.

We have continued to increase our utilisation of the Proceeds of Crime Act (POCA) to deprive criminal groups of millions of pounds each year.

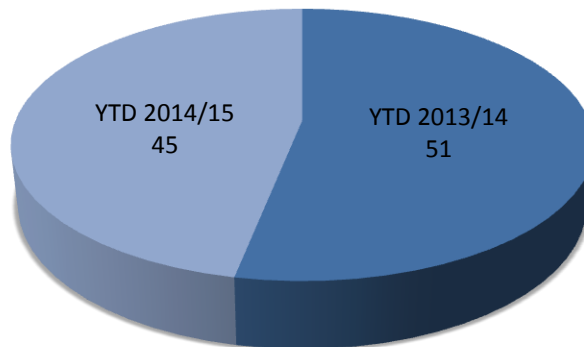
Local Officers continue to be assisted by national resources in carrying out Operation Jackal. Operation Jackal aims to dismantle and disrupt criminal business structures by capturing and then exploiting financial intelligence in relation to SOCGs.

Angus officers continue to target groups that profit from the supply and distribution of Class A drugs including Diamorphine (Heroin). Our shifting focus to arrest high level targets is reflected in the slight decrease in the total number of detections for drugs supply, production and cultivation.

Serious and Organised Crime

		Apr 2013 – Mar 2014	Apr 2014 – Mar 2015	% Change from last year
22	Number of detections for drugs supply, production, cultivation.	51	45	-11.8%

No of detections for drug supply, production and cultivation



Public Protection and Safety

The upward spike in crimes of violence, discussed in previous reports, has unfortunately continued to be evidenced in the final reporting period of this year. The total number of crimes of violence has increased by 46.4% in comparison to the same period last year.

Angus has traditionally been accustomed to low level of serious assaults and robberies and as such increases represent large percentile changes. This is particularly true with regards the percentile increase for offences of robbery.

As previously acknowledged, this can partly be attributed to a broadening of the circumstances that would be recorded as a robbery. Police Scotland and Angus Local Policing Area are committed to the ethical recording of crime and as such are guided by the Scottish Crime Recording Standards. This hopefully will allow the committee members to view this increase in context with the broad circumstances that encapsulate a robbery.

It is acknowledged however that Angus Local Policing Area must tackle this increase and as such work continues to be undertaken with the Angus Violence Reduction Plan.

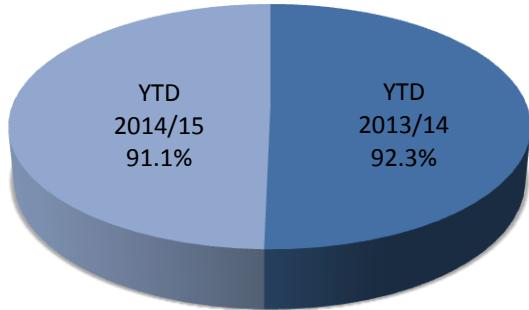
There has been a slight increase in crimes of indecency with 257 incidents being recorded last year and 264 recorded this year.

The detection rate for instances of rape has dropped by 18% in comparison to last year. Police Scotland and Angus Local Policing Area undertake all possible investigative measures to detect Group 2 crimes and bring offenders to justice. It must however be acknowledged that a historic incident presents less avenues of investigation for officers and often despite our best efforts the sufficiency of evidence to detect and report such incidents is not reached.

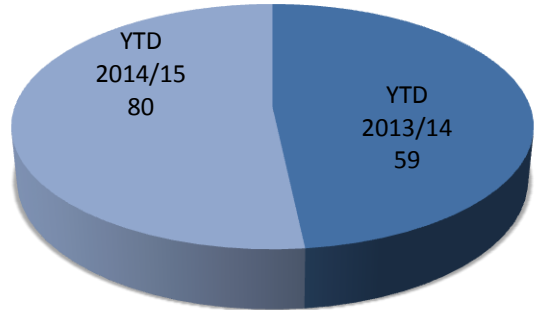
Going forward, officers will continue to adopt a victim centered approach and work closely with our partners to support the victims of such crimes.

Public Protection and Safety				
		Apr 2013 – Mar 2014	Apr 2014 – Mar 2015	% change from last year
1	Total Number Group 1: Crimes of Violence	84	123	46.4%
2	Murder	1	0	- 100%
3	Attempted Murder	5	3	- 40%
4	Culpable Homicide (common law)	0	0	-
5	Culpable Homicide (other)	0	1	100%
6	Serious Assault detection rate	92.3%	91.1%	- 1.2%
7	Serious Assault	39	45	15.4%
8	Robbery detection rate	66.7%	87.1%	20.4%
9	Robbery	9	31	244.4%
10	Petty (Common) Assault detection rate	80.6%	83.7%	3.1%
11	Petty (common) Assault	1172	1305	11.3%
12	Stop and searches conducted	3710	2520	- 32.1%
13	Percentage of positive stop and searches conducted	789	517	- 34.5%
15	Number of Domestic Abuse incidents reported to the Police	1106	1317	19.1%
16	Total crimes and offences in Domestic Abuse incidents	803	936	16.6%
17	Percentage of Domestic incidents that result in a crime being recorded	54.2%	58.4%	4.2%
18	Total crimes and offences in Domestic Abuse incidents detection rate	76.1%	81.9%	5.8%
19	Total detections for Domestic Bail offences	59	80	35.6%
20	95% of initial Domestic Abuse Bail Checks are conducted within 24hrs	-	99.4%	
21	Hate crime and offences detection rate	90.7%	97.1%	6.4%
30	Number of Group 2: Crimes of Indecency	257	264	2.7%
31	Group 2 crimes detection rate	77.4%	72.7%	- 4.7%
32	Rape detection rate	72.1%	54.1%	- 18%

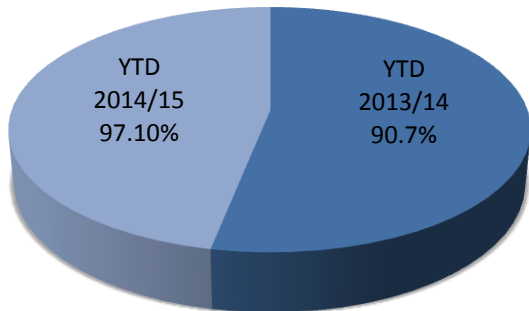
Serious Assault - Detection Rates



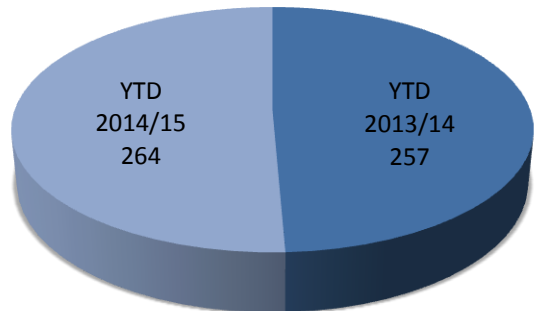
Domestic Bail Offences - Total Detections



Hate Crime - Detection Rates



Number of Group 2 - Crimes of Indecency



Road Safety

As always, the strategic priority is keeping people safe on the roads of Angus.

Road casualty statistics for the reporting period have shown significant reductions.

Crucially there has been a 39.6% reduction in the number of people seriously injured on the roads of Angus. The number of children seriously injured has dropped from 5 in 2013/14 to 2 in 2014/15. This represents a 40% decrease.

The number of people slightly injured also has decreased from 145 in 2013/14 to 127 in 2014/15.

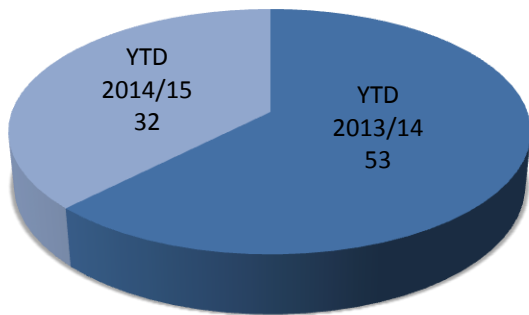
The Committee will note that the significant reduction in formal prosecution measures, which has been discussed in previous reports, is again evidenced. Tayside Division and Angus Local Policing Area recognise community concerns and feel local law enforcement should deliver meaningful outcomes for road safety. During 2014/15 there has been a continuing increase in discretionary warnings and education rather than blanket policies of enforcement.

This approach has seen us engage with more drivers and continue to increase the profile of road safety issues. During the last quarter, local officers have taken part in Operation Zenith, which aims to raise awareness amongst all road users about motorcycle safety. This is particularly significant to Angus as its picturesque country roads attract an influx of motorcyclist during the spring and summer months.

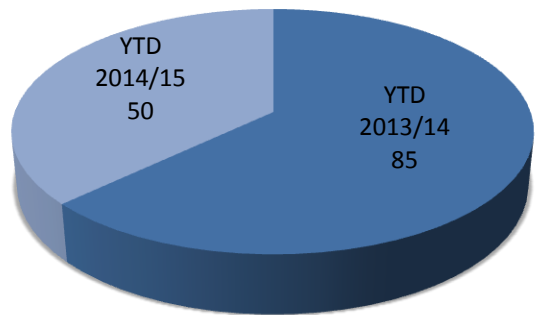


Road Traffic Statistics				
		Apr 2013 – Mar 2014	Apr 2014 – Mar 2015	% Change from last year
N/A	People Killed	5	5	0%
N/A	People Seriously Injured	53	32	- 39.6%
N/A	People Slightly Injured	145	127	- 12.4%
N/A	Children (aged <16) Killed	0	0	-
N/A	Children (aged <16) Seriously Injured	5	3	- 40%
33	Dangerous driving	50	85	- 41.2%
34	Speeding	2689	1856	- 31.0%
35	Disqualified driving	22	9	- 59.1%
36	Driving Licence	138	96	- 30.4%
37	Insurance	316	220	- 30.4%
38	Seat Belts	564	197	- 65.1%
39	Mobile Phone	305	148	- 51.5%

People Seriously Injured



Dangerous Driving



Antisocial Behaviour

Antisocial behaviour is comprised of a variety of offences, including vandalism, noise nuisance, and various other offences that cause a negative impact on the communities of Angus.

This reporting period has seen a 12.6% decrease in the number of complaints of disorder in comparison to the same period last year. Vandalism and malicious mischief has also decreased, albeit by a lesser amount.

Angus Local Policing Area continues to utilise officers in specific deployments of non front line officers in Campaign Against Violence days. These deployments focus on curbing antisocial behaviour and targeting known hotspots and help by bolstering resources during peak times.

Police have worked closely with our partners and the local community to prevent businesses that intend to sell and distribute New Psychoactive Substances (NPS) from opening premises and gaining a foothold in Angus. In recent months these efforts have been widely publicised in local media and Police will continue with efforts to lead and support campaigns to prevent the sale of NPS and curb the antisocial behaviour that they bring.

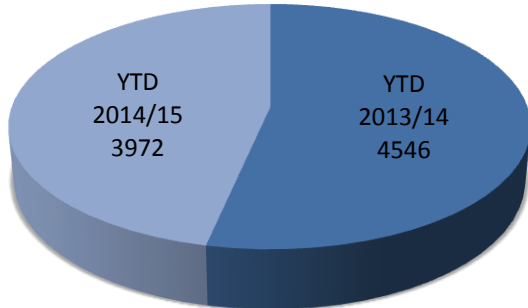
Looking forward into spring and summer, Police will continue to work closely with our partners to reduce antisocial behaviour during the school holidays and other key periods.

Police will continue to support the influx of visitors to Angus in the summer months and aim to ensure that antisocial behaviour is robustly tackled.

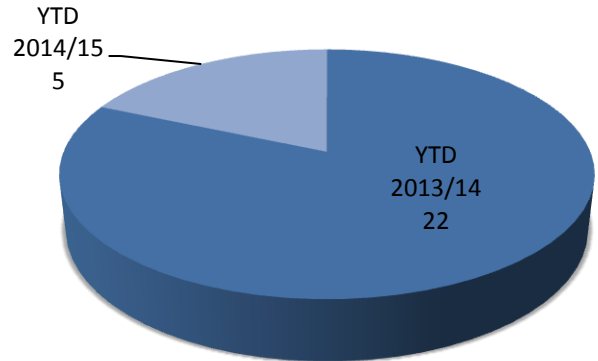
Antisocial Behaviour

		Apr 2013 – Mar 2014	Apr 2014 – Mar 2015	% Change from last year
14	Number of complaints regarding disorder	4546	3972	- 12.6%
27	Vandalism & Malicious Mischief detection rate	31.1%	26.7%	- 4.4%
28	Vandalism & Malicious Mischief	824	809	- 1.8%
29	Number of detections for Consuming Alcohol in a designated place (where appropriate byelaws exist)	22	5	- 77.3%

Number of Complaints Regarding Disorder



Consumption of Alcohol in Designated Places - Detection Rate



Theft and Scams

The number of instances of theft by housebreaking (which includes dwelling houses, garage sheds, retail and non occupied premises) has decreased by 17.5%

This represents 49 fewer houses being broken into within Angus.

Detection rates for housebreaking have also increased by 3.8%.

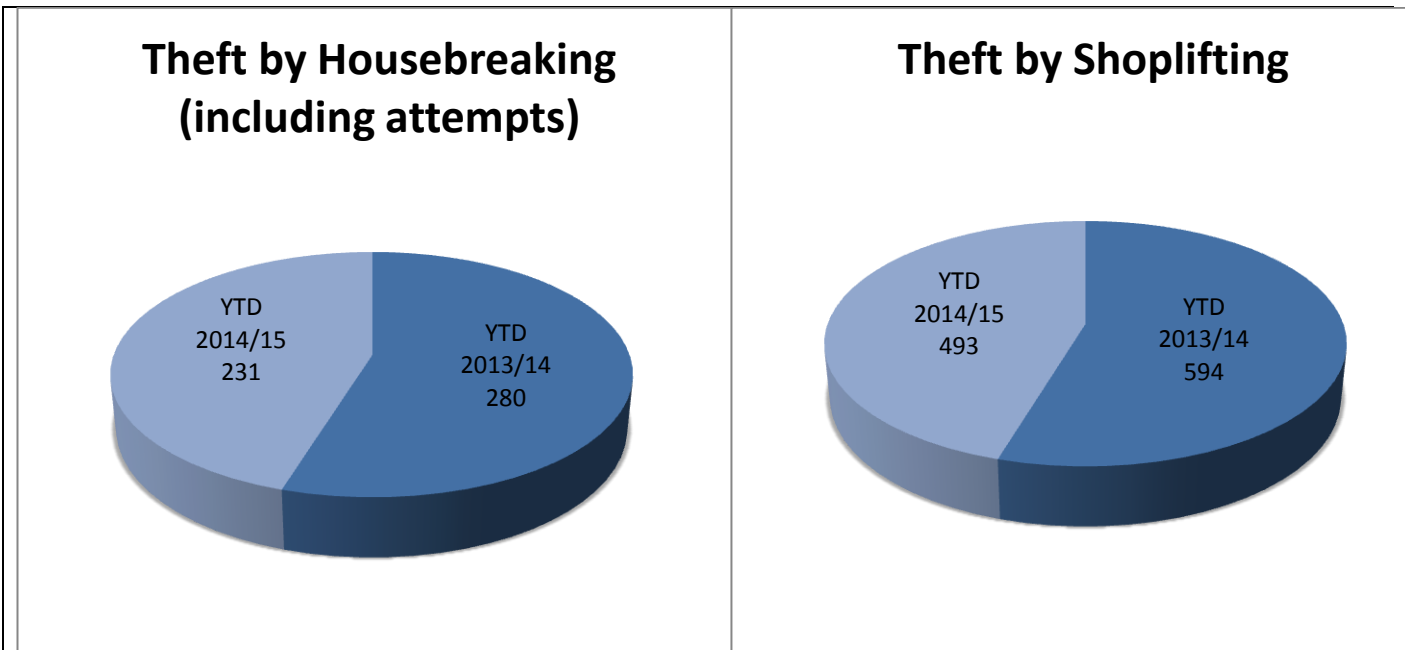
Theft by shoplifting has again shown a significant decrease in the number of recorded incidents. This year has shown 101 fewer incidents which represents a decrease of 17.5%.

Proactive work by officers coupled with increase shop security and crime prevention tactics will continue to support this downward trend.

Operation Monarda continues to raise awareness with regards doorstep crime. Working with our partners is key in ensuring that the most vulnerable groups of our community are aware of the dangers of bogus workmen, scammers and fraudsters.

Going forward our officers will continue to support home owners and retail premises throughout the spring and summer, by offering crime prevention advice and conducting robust enquiry should crime occur.

Theft by Housebreaking and Theft by Shoplifting				
		Apr 2013 – Mar 2014	Apr 2014 – Mar 2015	% Change from last year
23	Theft by housebreaking (including attempts) detection rate	19.6%	23.4%	3.8%
24	Theft by housebreaking (including attempts)	280	231	- 17.5%
25	Theft by shoplifting detection rate	88.7%	79.7%	- 9.0%
26	Theft by shoplifting	594	493	- 17%



Contact Details

Divisional Commander - Chief Superintendent Eddie Smith
 D Division HQ
 West Bell Street
 Dundee

Area Commander - Chief Inspector Gordon Milne
 Angus Local Policing Area (LPA) HQ
 West High Street
 Forfar