


National Risk Assessment Framework

Practitioner Seminar
2015



What we will do today

- Introduce you to the National Risk Framework (NRF)
- Provide an opportunity to use 2 of the tools; risk sheets & genogram
- Facilitate discussion on how you might use this in your work with children and young people in Angus

5 minute exercise

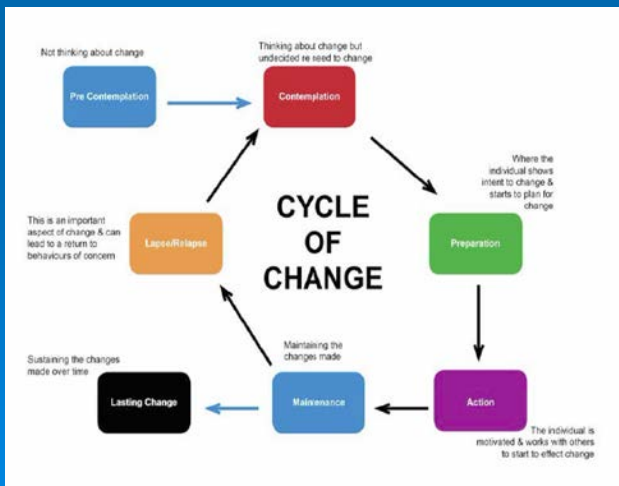
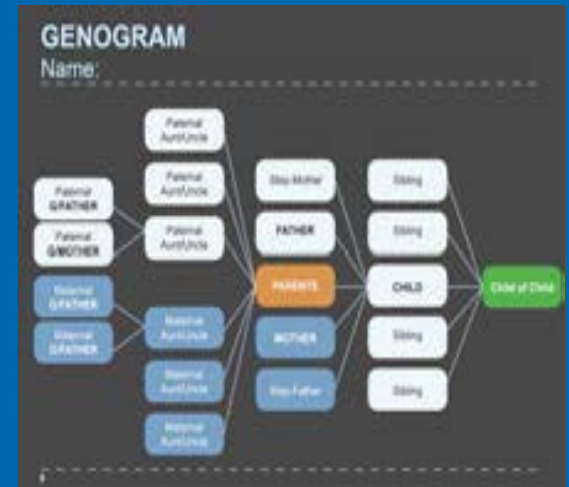
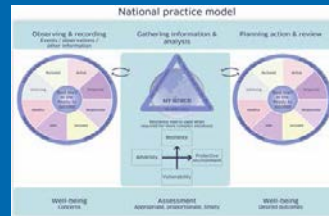

- In small groups discuss how you currently assess risk to children and young people.



What is the National Risk Framework?

- National multi-agency risk framework for working with children and families
- Useable across all agencies
- Includes practice guidance and practice tools
- Is compatible with GIRFEC practice model and **does not** replace our current practice

5 key tools to support risk considerations



ETHNOLOG
FAMILY/INDIVIDUAL

See instructions for EthnoLog

DATE OF ENTRY	STATUS OF ENTRY	AS PER	ETHNOLOG	STATUS OF PER	STATUS OF PER	STATUS OF PER	STATUS OF PER	STATUS OF PER

Signature: _____
Date: _____

Generic Risk Indicators

Risk Indicators Particular to the Child (How I Grow and Develop)

Generic Indicators – The Child	Child 1	Child 2	Child 3	Child 4	Notes
Premature Birth/low birth weight					
Early prolonged separation at birth					
Baby born with Substance Withdrawal (NAS)					
Very young highly dependent (birth – 5 years)					
Cries frequently, difficult to comfort					
Difficulties in feeding/toileting					
Periods of separation from parent/caregiver					
Adopted or step-child					
Fostered					
Child developmental delay					
Child mental health difficulties					
Child learning disabilities					
Child behavioural difficulties					

➤ **Risks recorded as:**

RELEVANT (R) – risk indicator has relevance to the child/parent/carer and wider world

NOT RELEVANT (NR) – risk indicator is not relevant to the child/parent/carer and wider world

NOT KNOWN (NK) – information is insufficient or unknown. Decision needs to be made on whether you need it?

➤ **Additional tools in the tool kit:**

Risk Questions/Prompts – P27-28

Indicators of risk and resilience – P32-34

The 3 R's

The NRF has been developed around **three core components**:

1. **RISK** indicators are those factors that are identified in the child's circumstances or environment that may constitute a risk, a hazard or a threat to the child or young person.
2. **RESILIENCE** is “normal development under difficult conditions” (Fonagay et al, 1994) and this relates to the positives and strengths in a child or young person's life.
3. **RESISTANCE** relates to factors which impact on the likelihood of change. This includes lack of engagement either due to overt or disguised non-compliance and aggression. It can also include service/organisational barriers and characteristics related to the child.

- There is a **staged approach** to risk:
- **1. RISK ASSESSMENT** – collection and collation of information (using chronology, genogram, risk sheets etc)
- **2. RISK ANALYSIS** – the process of understanding what the information gathered is saying about the actual and potential needs of and risks to the child or young person (using risk prompts, considering parental resistance model (P30), analysis sheets etc.
- **3. RISK MANAGEMENT** – risk is managed through the Child's Plan which sets out the actions necessary to be undertaken by services and parents/carers to address need and reduce risk (translated into the integrated assessment and child's plan).

Risk Assessment.....

- NRF will enable a systematic collection of information to identify risks and consider the likelihood of their future occurrence (prediction)
- Identify where the risks differ for siblings
- It can also be used to predict the escalation of the presenting behaviour as well as the individuals motivation for change
- Translates into the GIRFEC Practice Model

- The NRF has **not been** designed as a step by step assessment guide where every aspect should be utilised in all situations where a practitioner is assessing a child or young person.
- Rather it has been designed as a ***framework*** around the ***three core components***: set out above intended to be applied in the ***staged process*** set out above, utilising whichever ***tools*** are applicable in the circumstances.

Workshop Activities

➤ **Workshop A – GENOGRAM**

Use the complex case study to draft a genogram

➤ **Workshop B – RISK INDICATORS**

Work in 3's using the case study to populate the risk indicator sheets. As a group of 3 select one side of the my world triangle to focus on. Come together as a larger group to analyse what the information means for the child and complete the analysis sheet – what is the level of concern/risk?

R = Relevant

NR=Not Relevant

NK = Not Known

Conclusions

- How will the NRF help you in risk assessment for children and families in Angus?
 - One thing you will do to promote the use of the NRF (in your own practice and/or for others).
- 