

LOCAL AUTHORITY SCRUTINY BOARD - Angus
September 2017

Violence, Disorder & Antisocial Behaviour					
		Apr 2017 - Sep 2017	Apr 2016 - Sep 2016	Victims	% Change
1	Total No Group1: Crimes of Violence	57	58	1 fewer	-1.7%
2	Murder	0	0	None	-
3	Attempted Murder	2	1	1 more	100.0%
4	Culpable Homicide (common law)	0	0	None	-
5	Culpable Homicide (other)	0	1	1 fewer	- 100.0%
6	Serious Assault detection rate	81.3%	84.9%		-3.6%
7	Serious Assault	32	33	1 fewer	-3.0%
8	Robbery detection rate	64.3%	80.0%		-15.7%
9	Robbery	14	10	4 more	40.0%
10	Common assault detection rate	73.0%	77.7%		-4.7%
11	Common assault	637	627	10 more	1.6%
12	Number of complaints regarding disorder	2,718	2,488	230 more	9.2%

LOCAL AUTHORITY SCRUTINY BOARD - Angus
September 2017

Violence, Disorder & Antisocial Behaviour (continued)					
		Apr 2017 - Sep 2017	Apr 2016 - Sep 2016	Victims	% Change
13	Number of Domestic Abuse Incidents Reported to the Police	546	589		-7.3%
14	Total Crimes and offences in domestic abuse incidents	423	420		0.7%
15	Percentage of Domestic Incidents that result in a crime being recorded	52.6%	48.4%		4.2%
16	Total crimes and offences in domestic abuse incidents detection rate	63.1%	68.8%		-5.7%
17	Total Detections for Domestic Bail Offences	21	38		-44.7%
18	Ensure 95% of domestic abuse initial bail checks are conducted within a prescribed timeframe (24hrs)	81.8%	-		-
19	Hate Crime and offences detection rate	83.3%	103.1%		-19.8%
Violence, Disorder & Antisocial Behaviour - Stop and Searches					
		Apr 2017 - Sep 2017	Apr 2017 - Sep 2017 Positive	Victims	% Change
20	Number of stop and searches conducted (total)	172	78		
21	Number of statutory stop and searches conducted	172	78		
22	Number of consensual stop and searches conducted	0	0		
23	Number of consensual stop and searches refused	0	-		
24	Number of seizures made	3	-		
<p>On the 11th May 2017 Police Scotland adopted a new code of practice on the use of stop and search. At this time the use of non-statutory (Consensual) search ceased. The period covered by this report includes searches conducted prior to the introduction of the code. The table above provides information on consensual searches carried out before 11th May. Further information on Police Scotland's use of stop and search and on the code of practice is available on the Police Scotland Website.</p>					

LOCAL AUTHORITY SCRUTINY BOARD - Angus
September 2017

Additional Identified Local Priorities					
		Apr 2017 - Sep 2017	Apr 2016 - Sep 2016	Victims	% Change
25	Number of detections for drugs supply, drugs productions, drugs cultivation	25	24		4.2%
26	Theft by housebreaking (including attempts) detection rate	25.2%	34.3%		-9.1%
27	Theft by housebreaking (including attempts)	123	102	21 more	20.6%
28	Theft by shoplifting detection rate	70.4%	73.3%		-2.9%
29	Theft by shoplifting	253	191	62 more	32.5%
30	Vandalism & Malicious Mischief detection rate	30.6%	34.2%		-3.6%
31	Vandalism & Malicious Mischief	405	418	13 fewer	-3.1%
32	Number of detections for Consuming Alcohol in a designated place (where appropriate byelaws exist)	4	2		100.0%

Public Protection					
		Apr 2017 - Sep 2017	Apr 2016 - Sep 2016	Victims	% Change
33	Number of Sexual Crimes	175	116	59 more	50.9%
34	Sexual Crimes detection rate	59.4%	64.7%		-5.3%
35	Rape detection rate	45.0%	40.9%		4.1%

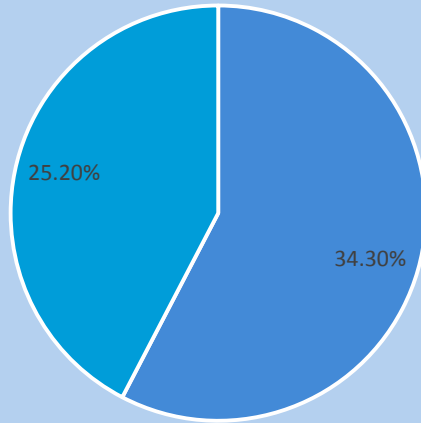
LOCAL AUTHORITY SCRUTINY BOARD - Angus
September 2017

Road Traffic Casualty Statistics				
	Apr 2017 - Sep 2017	Apr 2016 - Sep 2016	Victims	% Change
People Killed	8	4	4 more	100.0%
People Seriously injured	21	18	3 more	16.7%
People Slightly Injured	53	38	15 more	39.5%
Children (aged<16) Killed	0	0	None	-
Children (aged<16) Seriously Injured	3	1	2 more	200.0%

Road Safety & Road Crime					
		Apr 2017 - Sep 2017	Apr 2016 - Sep 2016	Victims	% Change
36	Dangerous driving	39	39		0.0%
37	Speeding	1,245	969		28.5%
38	Disqualified driving	17	18		-5.6%
39	Driving Licence	97	141		-31.2%
40	Insurance	211	234		-9.8%
41	Seat Belts	7	33		-78.8%
42	Mobile Phone	7	45		-84.4%

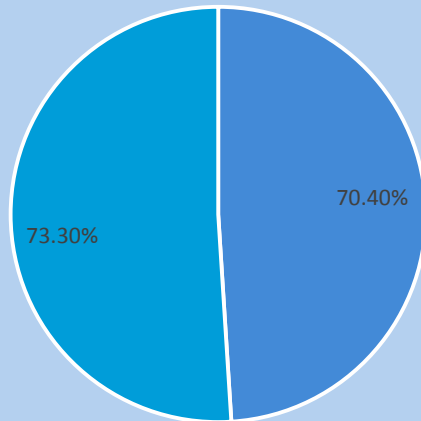
	Arbroath East & Lunan			Arbroath West & Letham			Brechin & Edzell			Carnoustie & District		
	Rec	Det	%	Rec	Det	%	Rec	Det	%	Rec	Det	%
Groups 1-5	402	222	55.2%	212	110	51.9%	227	127	55.9%	136	64	47.1%
Overall Violent Crime	145	107	73.8%	111	78	70.3%	58	44	75.9%	38	25	65.8%
Murder/ Attempt Murder	2	2	100%	-	-	-	-	-	-	-	-	-
Serious Assault	9	8	88.9%	3	3	100%	2	2	100%	-	-	-
Robbery	3	1	33.3%	1	-	0.0%	3	3	100%	-	-	-
Common Assault	131	96	73.3%	107	75	70.1%	53	39	73.6%	38	25	65.8%
Knives/ Offensive Weapons	12	11	91.7%	6	6	100%	4	4	100%	5	2	40.0%
Drugs Supply/ Production	57	50	87.7%	9	8	88.9%	20	20	100%	2	4	200.0%
All Group 2	17	6	35.3%	16	6	37.5%	26	22	84.6%	36	21	58.3%
Housebreaking	20	7	35.0%	18	5	27.8%	19	9	47.4%	6	-	0.0%
Shoplifting	49	35	71.4%	31	22	71.0%	35	26	74.3%	27	18	66.7%
	Forfar & District			Kirriemuir & Dean			Monifieth & Sidlaw			Montrose & District		
	Rec	Det	%	Rec	Det	%	Rec	Det	%	Rec	Det	%
Groups 1-5	294	154	52.4%	161	68	42.2%	126	55	43.7%	250	128	51.2%
Overall Violent Crime	106	90	84.9%	52	35	67.3%	36	23	63.9%	109	79	72.5%
Murder/ Attempt Murder	-	-	-	-	-	-	-	-	-	-	-	-
Serious Assault	2	2	100%	4	3	75.0%	6	1	16.7%	3	4	133.3%
Robbery	1	1	100%	2	2	100%	-	-	-	3	1	33.3%
Common Assault	103	87	84.5%	46	30	65.2%	30	22	73.3%	103	74	71.8%
Knives/ Offensive Weapons	11	9	81.8%	7	6	85.7%	5	4	80.0%	6	4	66.7%
Drugs Supply/ Production	24	21	87.5%	7	7	100%	11	11	100%	25	17	68.0%
All Group 2	20	16	80.0%	18	12	66.7%	26	17	65.4%	19	3	15.8%
Housebreaking	15	4	26.7%	16	-	0.0%	12	3	25.0%	12	3	25.0%
Shoplifting	49	33	67.3%	11	6	54.5%	5	3	60.0%	36	27	75.0%

Theft HB including Attempts



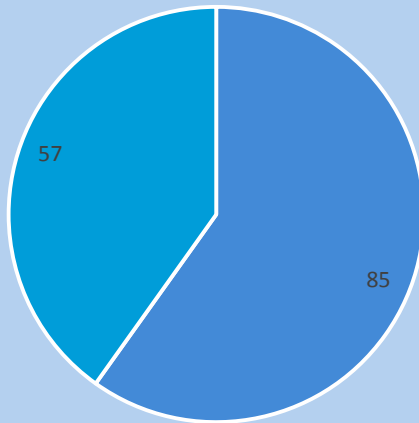
■ April 2016 - September 2016 ■ April 2017 - September 2017

Theft Shoplifting Detection Rate



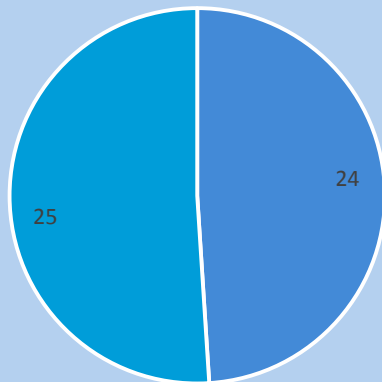
■ April 2016 - September 2016 ■ April 2017 - September 2017

Total Number Group 1 Crimes/Crimes of Violence



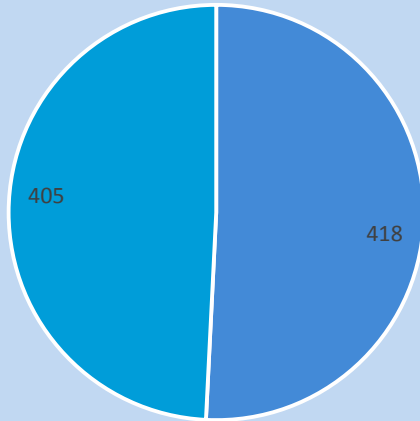
■ April 2016 - September 2016 ■ April 2017 - September 2017

Number of Detections for Drug Supply, Production and Cultivation



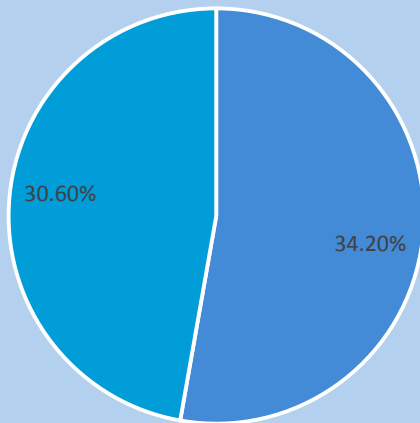
■ April 2016 - September 2016 ■ April 2017 - September 2017 ■

Vandalisms and Malicious Mischief



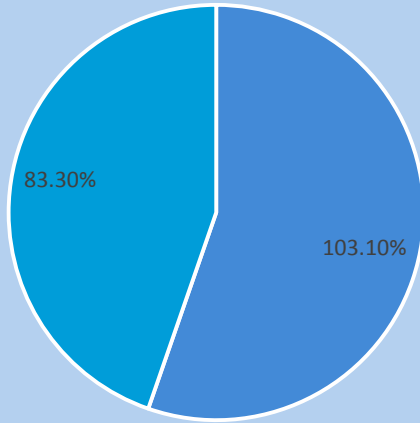
■ April 2016 - September 2016 ■ April 2017 - September 2017 ■ ■

Vandalism and Malicious Mischief and Detection Rate



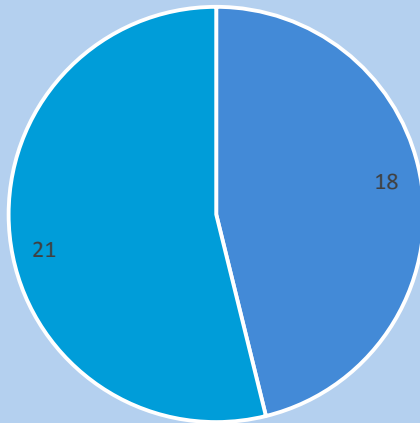
■ April 2016 - September 2016 ■ April 2017 - September 2017 ■ ■

Hate Crime and Offences Detection Rate



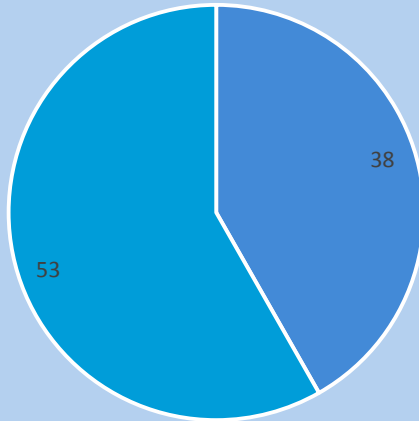
■ April 2016 - September 2016 ■ April 2017 - September 2017

People Seriously Injured



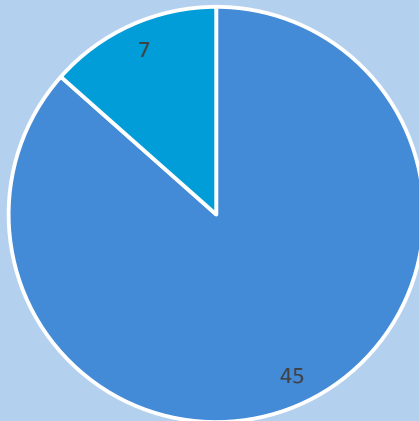
■ April 2016 - September 2016 ■ April 2017 - September 2017 ■ ■

People Slightly Injured



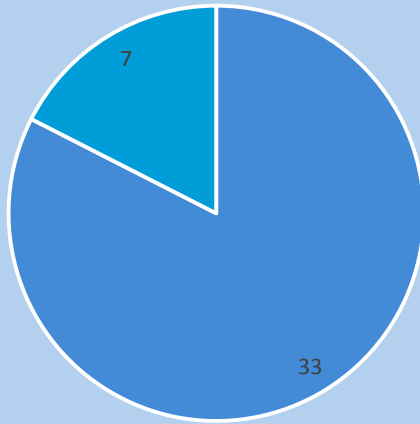
■ April 2016 - September 2016 ■ April 2017 - September 2017 ■ ■

Mobile Phone



■ April 2016 - September 2016 ■ April 2017 - September 2017 ■ ■

Seat Belts



■ April 2016 - September 2016 ■ April 2017 - September 2017 ■ ■