



QUARTERLY MONITORING REPORT

Covering the activities and performance in support of the Local Fire and Rescue Plan for Angus 2017



SCOTTISH
FIRE AND RESCUE SERVICE
Working together for a safer Scotland

Quarter Four: 2017/18

**Working together
for a safer Scotland**



ABOUT THE STATISTICS IN THIS REPORT

The activity totals and other statistics quoted in this report are provisional in nature and subject to change as a result of ongoing quality assurance and review.

Because all statistics quoted are provisional there may be differences in the period totals quoted in our reports after original publication which result from revisions or additions to the data on our systems.

From 2015-16 onwards responsibility for the publication of end-year statistical data transferred from the Scottish Government to the Scottish Fire and Rescue Service (SFRS). This change of responsibility does not change the status of the figures quoted in this and other SFRS reports reported to the Committee.

TABLE OF CONTENTS	PAGE
Introduction	5
Quarterly Performance Summary	6
Quarterly Performance Highlights	7
Priority 1 - Improving Fire Safety in The Home	8
HI 1 – Accidental Dwelling Fires (ADF)	8
HI 2 – ADF Fatal Casualties	8
HI 3 – ADF Non-Fatal Casualties	8
Priority 2 - Improving Fire Safety and Resilience in the Business Community	10
HI 4 - Non-Domestic Building Fires	10
HI 5 – Fatal Casualties in Non-Domestic Buildings	10
HI 6 – Non-Fatal Casualties in Non-Domestic Buildings	10
Priority 3 - Minimising the Impact of Unintentional Harm	12
HI 7 – Road Traffic Collision (RTC) Incidents	12
HI 8 – Fatal RTC Casualties	12
HI 9 – Non-Fatal RTC Casualties	12
Priority 4 - Reducing Unwanted Fire Alarm Signals	14
HI 10 – Unwanted Fire Alarm Signals (UFAS)	14
Priority 5 - Reducing Deliberate Fires	16
HI 11 – Deliberate Primary Fires	16
HI 12 – Deliberate Secondary Fires	16
Priority 6 - Effective Risk Management and Operational Preparedness	18
Appendix 1: Community Safety Engagement Programmes	19
Appendix 2: Notable Event – Partnership Working in Brechin to Tackle Inequalities	21

This page is intentionally blank

INTRODUCTION

This is the quarter four monitoring report covering the SFRS's performance and activities in support of the six priorities in the Local Fire and Rescue Plan for Angus 2017, namely:

- Priority 1 - Improving fire safety in the home
- Priority 2 - Improving fire safety and resilience in the business community
- Priority 3 - Minimising the impact of unintentional harm
- Priority 4 - Reducing unwanted fire alarm signals
- Priority 5 - Reducing deliberate fires
- Priority 6 - Effective risk management and operational preparedness













As well as supporting the six priorities in the Local Fire and Rescue Plan for Angus, this monitoring report shows how SFRS activities and performance contribute to the wider priorities of the Angus Council Community Planning Partnership (CPP), as set out in the Angus Local Outcome Improvement Plan (LOIP).

The figures in this report are provisional, to provide the Committee with the SFRS's direction of travel in the Angus area, in terms of performance against headline indicators and targets. Most figures will not change; however, members should note that there may be some small variations for some indicators when the final confirmed figures are published by the SFRS.




The Angus Council Scrutiny and Audit Committee agreed the new Local Fire and Rescue Plan for Angus on 22 September 2017, covering the 3-year period from 01 October 2017 to September 2020. In support of delivering the priorities in this plan, 12 headline indicators and targets have been set, and form the basis of this quarterly monitoring report.

PERFORMANCE SUMMARY

The table below provides a summary of quarter four activity and year to date (YTD) progress, based on the annual targets. It aims to provide – at a glance – our direction of travel during the current reporting year. As quarter four marks the year-end, the YTD figure in the table below are the 2017/18 closing figures for reporting against the annual targets.

<p>HI 1 Accident Dwelling Fires</p>  <p>Q4 – 24 Incidents YTD – 78 Incidents Annual Target – 93 Incidents</p>	<p>HI 2 ADF Fatal Casualties</p>  <p>Q4 – 0 YTD – 0 Annual Target – 0</p>	<p>HI 3 ADF Non-Fatal Casualties</p>  <p>Q4 – 4 YTD – 15 Annual Target – 22</p>
<p>HI 4 Non-domestic Building fires</p>  <p>Q4 – 2 Incidents YTD – 15 Incidents Annual Target – 24 Incidents</p>	<p>HI 5 Fatal Casualties in Non-Domestic Building Fires</p>  <p>Q4 – 0 YTD – 0 Annual Target – 0</p>	<p>HI 6 Non-Fatal Casualties in Non-Domestic Building Fires</p>  <p>Q4 – 0 YTD – 1 Annual Target – 0</p>
<p>HI 7 Road Traffic Collision (RTC) Incidents</p>  <p>Q4 – 16 Incidents YTD – 64 Incidents Annual Target – 52 Incidents</p>	<p>HI 8 Fatal RTC Casualties</p>  <p>Q4 – 0 YTD – 5 Annual Target – 2</p>	<p>HI 9 Non-Fatal RTC Casualties</p>  <p>Q4 – 13 YTD – 46 Annual Target – 26</p>
<p>HI 10 Unwanted Fire Alarm Signals</p>  <p>Q4 – 65 Incidents YTD – 381 Incidents Annual Target – 378 Incidents</p>	<p>HI 11 Deliberate Primary Fires</p>  <p>Q4 – 5 Incidents YTD – 31 Incidents Annual Target – 25 Incidents</p>	<p>HI 12 Deliberate Secondary Fires</p>  <p>Q4 – 14 Incidents YTD – 113 Incidents Annual Target – 92 Incidents</p>

YTD Performance, Based on Annual Target

	Below target
	Less than 10% above target
	More than 10% above target

PERFORMANCE HIGHLIGHTS

Of the 12 headline indicators and targets, the following performance should be noted for quarter four and year ending 2017/18:

- Whilst the number of **ADF's** during quarter four was just above the average number for that quarter, performance for the year end stands at 78 ADF's. This is 16% below the annual target of 92 and represents the lowest number of ADF's in Angus for the past 4 years.
- There were zero **ADF Fatal Casualties** during quarter four. This position has been maintained for over three years, so performance is meeting the annual target.
- The number of **ADF Non-fatal Casualties** during quarter four was below the average for the quarter. Performance for the year end stands at 15. This is 16% below the annual target of 22 and represents the lowest number of ADF Non-fatal Casualties for the past 5 years.
- The number of **Non-domestic Building Fires** during quarter four was 2 and therefore well below the average of 6 for that quarter. Performance for the year end stands at 15. This is 37% below the annual target of 24 and represents the lowest number of Non-domestic Building Fires for the past 5 years.
- For the year end, **Road Traffic Collision's** and related fatalities, and injuries increased when compared to the annual targets. Through the Angus Community Safety and Anti-social Behaviour strategy, partners are focussing on what can be done collectively to make our roads in Angus safer.
- For the year end, **Deliberate Primary and Secondary Fires** increased when compared to the annual targets. Over the past 9 months, the number of Deliberate Secondary Fires have been reducing, and this corresponds with the sustained action to address deliberate fire setting at the former Strathmartine Hospital Site. During 2018/19 we are planning a wide range of initiatives, aimed at reducing deliberate fires. This includes working with Angus CLD, to pilot a youth mentoring programme at Arbroath Fire Station, and utilising the collective resources of the Carnoustie/Monifieth/Sidlaw Locality Partnership, to tackle the long term challenges of addressing deliberate fires and other forms of ASB at the former Strathmartine Hospital Site.

PRIORITY 1 - IMPROVING FIRE SAFETY IN THE HOME

HI 1 – Accidental Dwelling Fires (ADF)

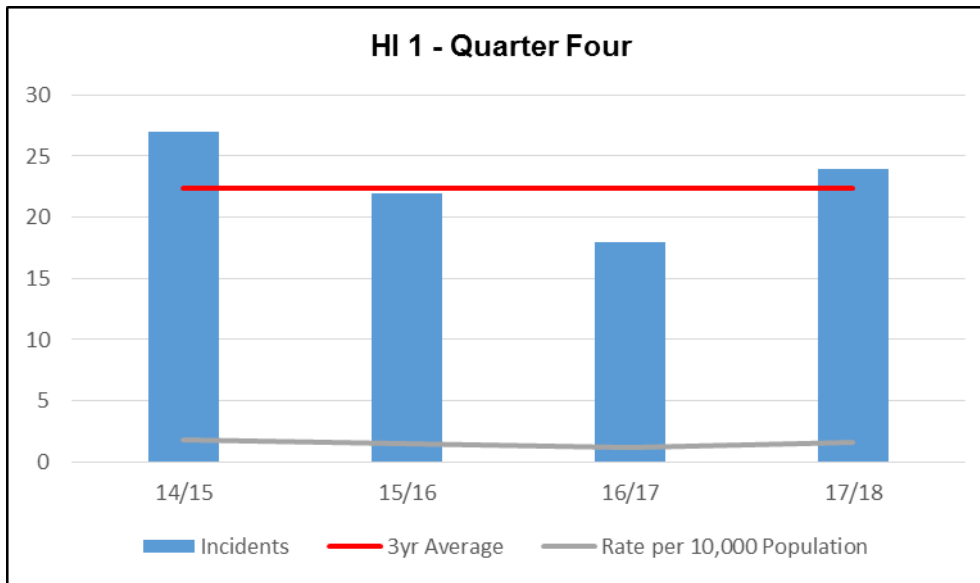


Table 1: Year to Date (April to March 2018) Performance

	14/15	15/16	16/17	17/18	YTD	Annual Target
HI 1: ADF's	103	88	93	78	Green	93

HI 2 - ADF Fatal Casualties & HI 3 - ADF Non-Fatal Casualties

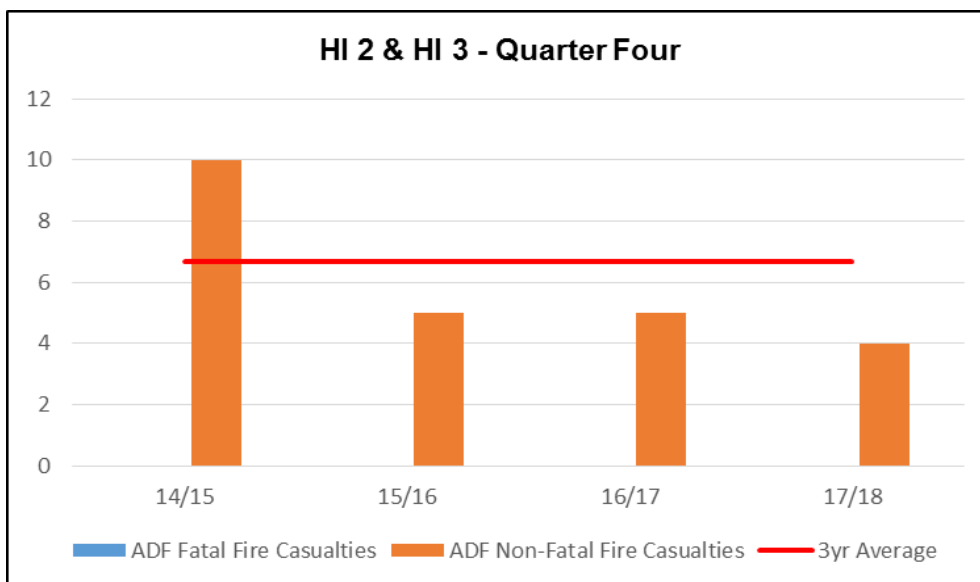


Table 2: Year to Date (April to March 2018) Performance

	14/15	15/16	16/17	17/18	YTD	Annual Target
HI 2: ADF Fatal Casualties	1	0	0	0	Green	0
HI 3: ADF Non-Fatal Casualties	24	28	18	15	Green	22

Indicator Description

The largest single type of primary fire in Angus is accidental fires in the home and their prevention is a key focus of the Service's community safety activity.

HI 1 – Accidental Dwelling Fires (ADF)

As a headline target, the aim is to reduce the rate of ADF's, in a growing Angus population and changing demographics, by keeping these fires **below 93**, each year.

HI 2 – ADF Fatal Casualties

This indicator counts those people for whom fire has been clearly identified as the cause of death, even if they die some-time after the actual fire. Those who die at, or after, the fire but where fire is **not** identified as the cause of death are not included in these figures. As a headline target, the aim is to have **Zero ADF Fatal Casualties**, in Angus each year.

HI 3 – ADF Non-Fatal Casualties

This headline target counts all types of non-fatal fire injury in the home, including precautionary checks. As a headline target, the aim is to reduce the risk of injury from fire in the home, in an increasing Angus population, by keeping fire injuries **below 22**, each year.

What we aim to Achieve

As well as helping to deliver Priority One: *Improving Fire Safety in the Home*, meeting the headline targets will also support a long term ambition in the Angus LOIP: *To be in the top five Scottish local authority areas for least rate of primary dwelling fires by 2030.*

We also link this headline target to improving the following Angus LOIP outcomes:

- Safe, secure, vibrant and sustainable communities
- Improved physical, mental and emotional health and well-being
- An enhanced, protected and enjoyed natural and built environment

Performance Management

There were 24 ADF's during quarter four, which is just above the average for that quarter. During quarter four, cooking continued to be the main cause of ADF's we attended, accounting for around one third of ADF's. For the year end, the total number of ADF's stands at 78, a drop of 16% when compared to last year. Based on our target of keeping ADF's below 93 each year, we are well below this figure and therefore show green for achieving the HI 1 annual target.

There were zero ADF Fatal Casualties during quarter four, which means that it's been over three years since the last ADF Fatal Casualty. For the year end, we have had zero ADF Fatal Casualties, and therefore show green for achieving the HI 2 annual target.

There were four ADF Non-Fatal Casualties during quarter four, which is below the average for that quarter. Of the four ADF Non-Fatal Casualties, three were admitted to hospital with slight injuries. For the year end, the total number of ADF Non-Fatal Casualties stands at 15, a drop of 16% when compared to last year. Based on our target of keeping fire injuries below 22 each year, we are below this figure and therefore showing green for achieving the HI 3 annual target.

In support of our targets, the Persons at Risk and Referral sections of Appendix One, detail a range of our activities during quarter four, including completing 441 Home Fire Safety Visits. For the year end, we have therefore completed almost 1600 HFSV's, with almost half being delivered to the most vulnerable in our community through partner referrals and targeted initiatives.

Through analysis, we have identified a correlation between ADF's and the areas of inequality identified in the LOIP. Looking ahead, HFSV's will be targeted at these areas of inequality.

PRIORITY 2 – IMPROVING FIRE SAFETY AND RESILIENCE IN THE BUSINESS COMMUNITY

HI 4 – Non-Domestic Building Fires

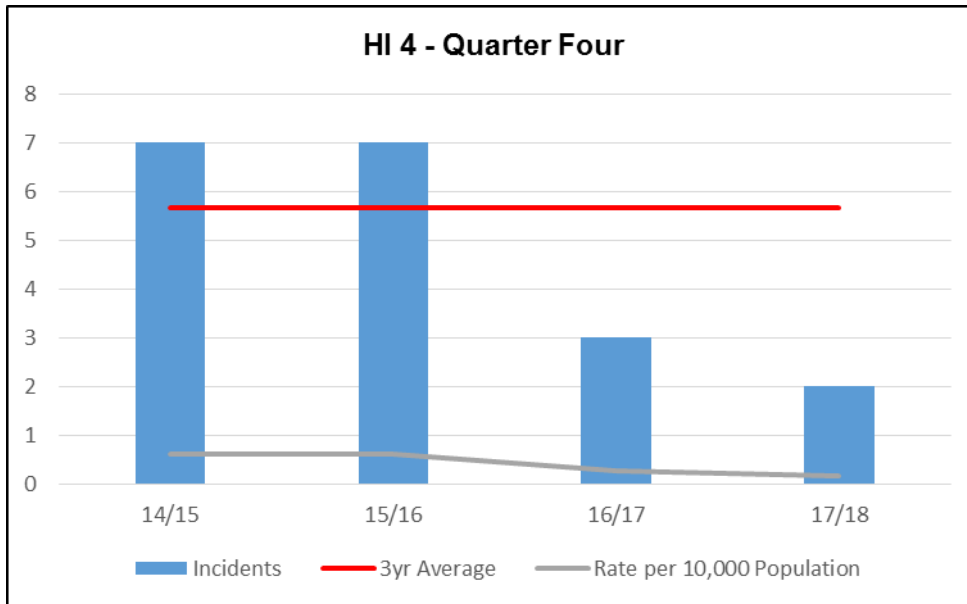


Table 3: Year to Date (April to March 2018) Performance

	14/15	15/16	16/17	17/18	YTD	Annual Target
HI 4: Non-Domestic Building Fires	20	22	15	15	Green	24

HI 5 – Fatal Fire Casualties in Non-Domestic Buildings & HI 6 – Non-Fatal Fire Casualties in Non-Domestic Buildings

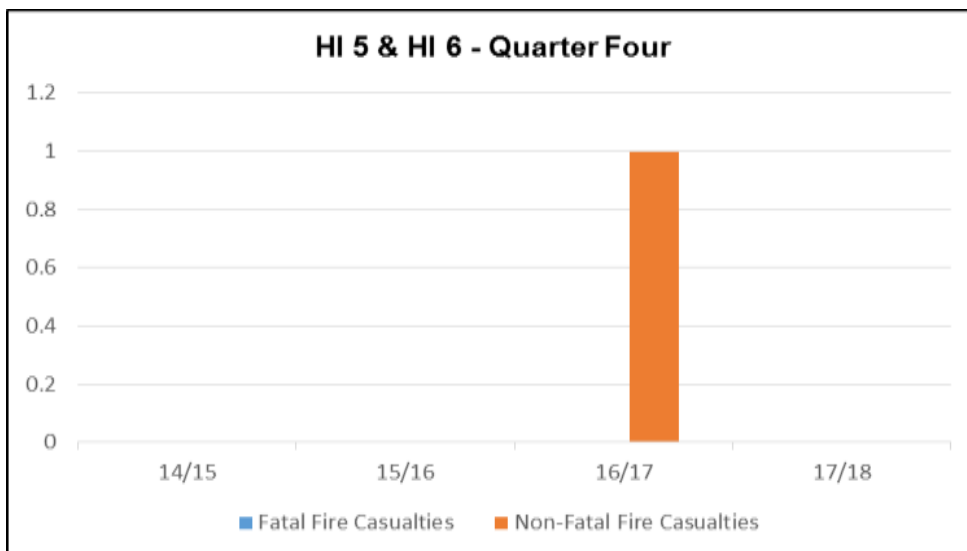


Table 4: Year to Date (April to March 2018) Performance

	14/15	15/16	16/17	17/18	YTD	Annual Target
HI 5: Fatal Fire Casualties	0	1	0	0	Green	0
HI 6: Non-Fatal Fire Casualties	1	0	1	1	Red	0

Indicator Description

These headline indicators and targets cover the types of non-domestic buildings applicable to Part 3 of the Fire (Scotland) Act 2005 ('The Act') (e.g. care homes, hotels and hospitals) and is designed to reflect the effectiveness of fire safety management in respect of these types of buildings.

HI 4 - Non-domestic Building Fires Applicable to the Act

As a headline target, the aim is to reduce the rate of accidental fires in non-domestic buildings (where The Act applies), by keeping these fires **below 24**, in Angus each year.

HI 5 – Fatal Fire Casualties in Non-domestic Building Fires Applicable to the Act

This indicator counts those people for whom fire has been clearly identified as the cause of death, even if they die some time after the actual fire. Those who die at, or after, the fire but where fire is **not** identified as the cause of death are not included in these figures. As a headline target, the aim is to have **Zero Fatal Fire Casualties** in non-domestic buildings applicable to the Act, in Angus each year.

HI 6 – Non-fatal Fire Casualties in Non-domestic Building Fires Applicable to the Act

This headline target counts all types of non-fatal fire injury in non-domestic buildings, including precautionary checks. As a headline target, the aim is to have **Zero Non-fatal Fire Casualties** in non-domestic buildings applicable to the Act, in Angus each year.

What we aim to Achieve

As well as helping to deliver Priority Two: *Improving Fire Safety and Resilience in the Business Community*, we also link this headline target to improving the following Angus LOIP outcomes:

- Safe, secure, vibrant and sustainable communities
- An inclusive and sustainable economy
- An enhanced, protected and enjoyed natural and built environment

Performance Management

There were 2 accidental fires in non-domestic buildings during quarter four, which is well below the average for that quarter. On investigation, the causes of fire were faulty equipment and combustibles too close to heat source. Both incidents were very minor in nature and required minimum firefighting intervention. For the year end, the total number of accidental fires in non-domestic buildings stands at 15. Based on our target of keeping these fire below 24 each year, we are well below this figure and therefore showing green for achieving the HI 4 annual target.

There were zero Non-Domestic Fatal Casualties during quarter four. For the year end, we have had zero Fatal Casualties, and therefore show green for achieving the HI 5 annual target.

There were zero Non-Domestic Non-Fatal Casualties during quarter four. For the year end, the total number of Non-Domestic Non-Fatal Casualties stands at one, so we are showing red for achieving the HI 6 annual target.

During quarter four, 15 fire safety audits were targeted at non-domestic premises, to ensure compliance with fire safety regulations. Where necessary, we then worked with the duty holders, to ensure areas of improvement were being addressed. Looking ahead to quarter one 2018/19, we are planning fire safety audits in preparation for the Open Championship. We will therefore prioritise sleeping risks and consider other premises in Carnoustie that may cause disruption to the event, if a fire were to occur.

PRIORITY 3 – MINIMISING THE IMPACT OF UNINTENTIONAL HARM

HI 7 – Road Traffic Collision (RTC) Incidents

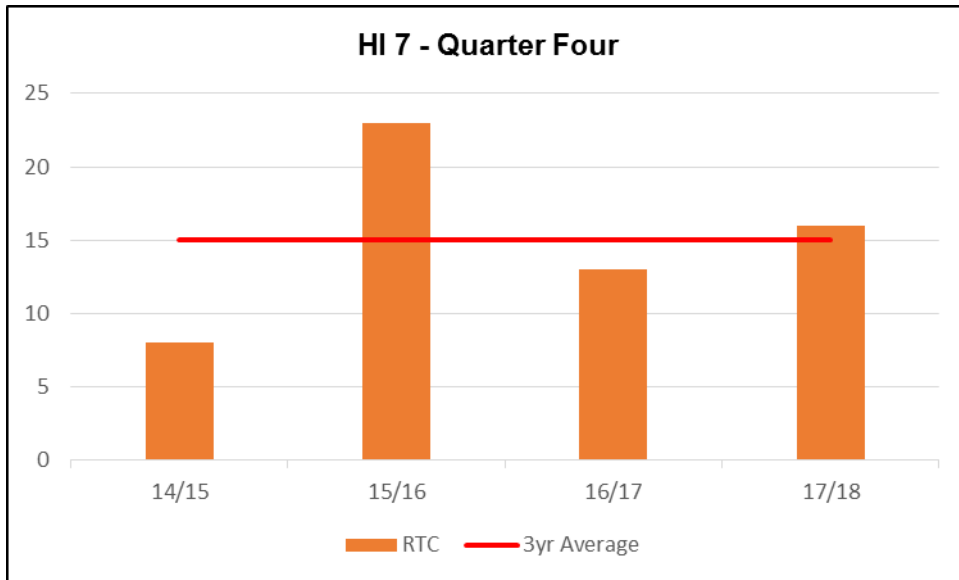


Table 5: Year to Date (April to March 2018) Performance

	14/15	15/16	16/17	17/18	YTD	Annual Target
HI 7: RTC Incidents	38	69	53	64	Red	52

HI 8 – Fatal RTC Casualties & HI 9 – Non-Fatal RTC Casualties

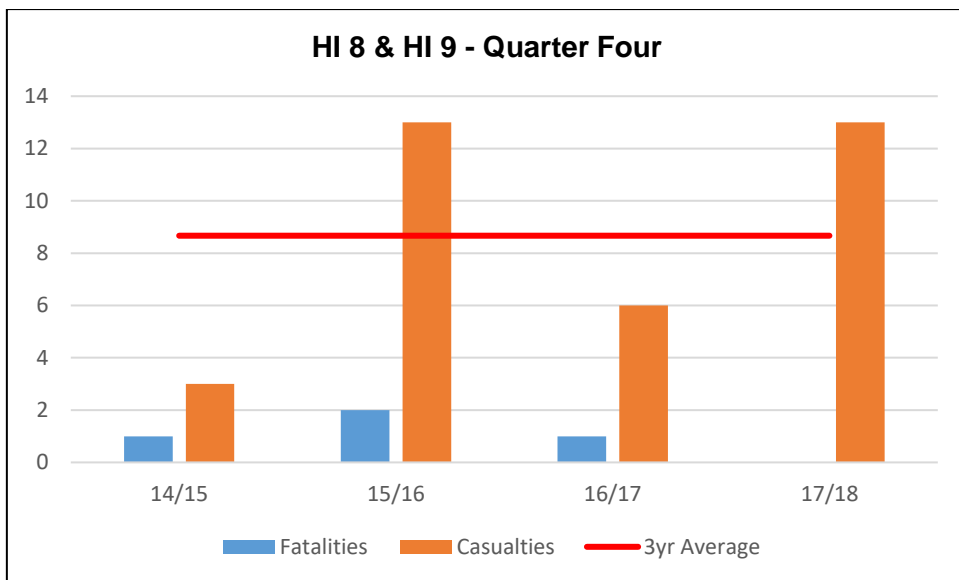


Table 6: Year to Date (April to March 2018) Performance

	14/15	15/16	16/17	17/18	YTD	Annual Target
HI 8: Fatal RTC Casualties	2	4	3	5	Red	2
HI 9: Non-Fatal RTC Casualties	21	25	36	46	Red	26

Indicator Description

The SFRS has become increasingly involved in more non-fire related prevention work, in support of its role in promoting the wider safety and well-being of its communities, including minimising the impact of unintentional harm. The headline indicators and targets reflect the fact that most of non-fire related incidents attended by the SFRS in Angus are RTC Incidents.

HI 7 - RTC Incidents

As a headline target, the aim is to reduce the rate of RTC incidents, by keeping them **below 52** each year.

HI 8 – Fatal RTC Casualties

As a headline target, the aim is to reduce the risk of death from RTC's in Angus, by keeping them **below 2** each year.

HI 9 - Non-fatal RTC Casualties

As a headline target, the aim is to reduce the risk of injury from RTC's in Angus, by keeping non-fire injuries **below 26** each year.

What we aim to Achieve

As well as helping to deliver Priority Three: *Minimising the Impact of Unintentional Harm*, we also link these headline targets to improving the following Angus LOIP outcomes:

- Safe, secure, vibrant and sustainable communities
- Improved physical, mental and emotional health and well-being

Performance Management

During quarter four we attended 16 RTC Incidents, to assist other blue light partners in the release/extrication of the occupants of the vehicles, which is an increase in comparison to the same quarter in 2016/17 when there were 13. For the year end, the total number of RTC Incidents we attended stands at 64. Based on our target of keeping RTC's below 52 each year, we are 23% above this target, and therefore showing red for achieving the HI 7 annual target.

There were zero Fatal RTC Casualties during quarter four. For the year end, the total number of Fatal RTC Casualties stands at five. Based on our target of keeping Fatal RTC Casualties below 2 each year, we are therefore showing red for achieving the HI 8 annual target.

Of the 16 RTC Incidents we attended during quarter four, there were 13 non-fatal casualties. For the year end, the total number of Non-Fatal RTC Casualties stands at 46. Based on our target of keeping Non-Fatal RTC Casualties below 26 each year, we are therefore showing red for achieving the HI 9 annual target.

Looking ahead, the Angus Council Safer Communities Forum has established a short term working group, to assess the priority areas in the Community Safety and Anti-social Behaviour Strategy and co-develop delivery plans for addressing them. As a key priority in the strategy, partners are looking at what can be done collectively to make our roads in Angus safer.

PRIORITY 4 – REDUCING UNWANTED FIRE ALARM SYSTEMS

HI10 – Unwanted Fire Alarm Signals

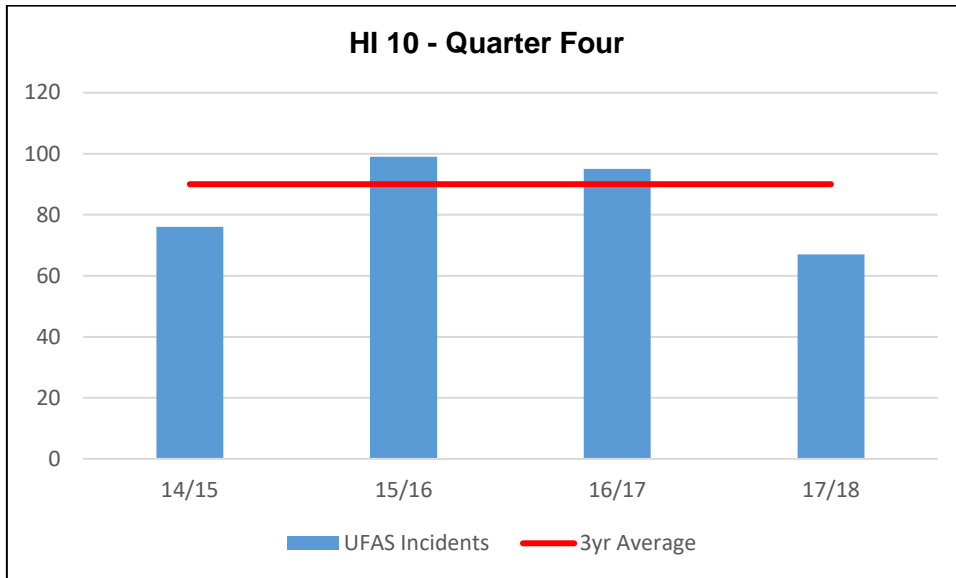


Table 7: Year to Date (April to March 2018) Performance

	14/15	15/16	16/17	17/18	YTD	Annual Target
HI 10 : UFAS Incidents	369	428	375	383	Amber	378

Indicator Description

Automatic Fire alarms (AFA) are fundamental to providing early warning from fire, giving people the chance to evacuate safely. However, to be effective, they must be properly installed and maintained, and a good fire safety management regime must be in place by the duty holder, so they do not activate when there is no fire.

Every Unwanted Fire Alarm Signal (UFAS) from an AFA has an impact in terms of unnecessary blue light journeys, redirecting SFRS resources away from other activities such as community safety work and causing considerable disruption to businesses.

HI 10 – Unwanted Fire Alarm Signals (UFAS)

As a headline target, the aim is to improve fire safety management and awareness, by reducing the number of attendances to unwanted fire alarm signals (UFAS) from automatic systems in non-domestic buildings to **less than 378** each year.

What we aim to Achieve

As well as helping to deliver Priority Four: *Reducing Unwanted Fire Alarm Signals*, this headline target supports the SFRS's national target for reducing UFAS by 15% over the next three years.

We also link this headline target to improving the following Angus LOIP outcomes:

- An inclusive and sustainable economy

Performance Management

During quarter four, we were called out to 65 UFAS incidents. This is a reduction of over 31% when compared to the same quarter in 2016/17 when there were 95 UFAS incidents, and a reduction of 28% when compared to last quarter when there were 91 UFAS. For the year end, the total number of UFAS incidents stands at 381. Based on our target of keeping UFAS incidents to less than 378 each year, we are therefore showing amber for achieving the HI 10 annual target.

The table below lists property types that had persistent call-outs due to UFAS incidents during quarter four.

Property Types	No. of UFAS
Residential Care Homes	14
Education (Primary/Secondary)	10
Hospitals and medical care	6
Entertainment and Culture	4
Retail	3

A significant amount of the UFAS reductions during quarter four, occurred across the top 3 properties in the table above. The Angus Fire Safety Enforcement Officer (FSEO) has been working closely with the duty holders of such properties, to educate and advise them on how to reduce UFAS, including considering cost effective technical solutions (e.g.re-positioning fire detector heads and changing detector types). We will therefore continue to engage with the owners of such properties, to ensure agreed UFAS reduction plans are being implemented and regularly reviewed for effectiveness.

Looking ahead to quarter one 2018/19, we will be reviewing our weight of response to premises causing UFAS incidents. Through an assessment of risk, we will consider reducing our weight of response to certain premises, to help reduce the number of unnecessary blue light journeys.

PRIORITY 5 – REDUCING DELIBERATE FIRES

HI 11 – Deliberate Primary Fires

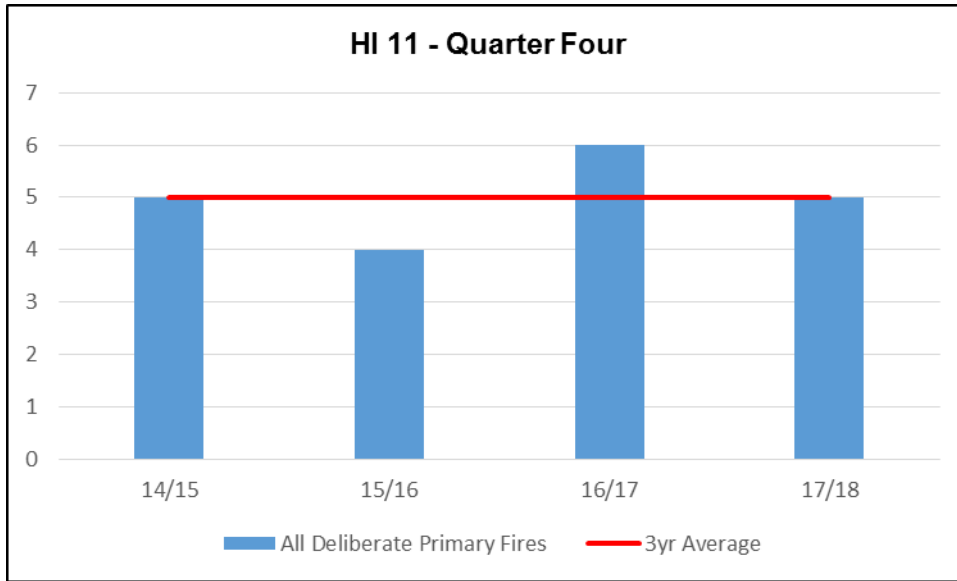


Table 8: Year to Date (April to March 2018) Performance

	14/15	15/16	16/17	17/18	YTD	Annual Target
HI 11: Deliberate Primary Fires	28	25	23	31	Red	25

HI 12 – Deliberate Secondary Fires

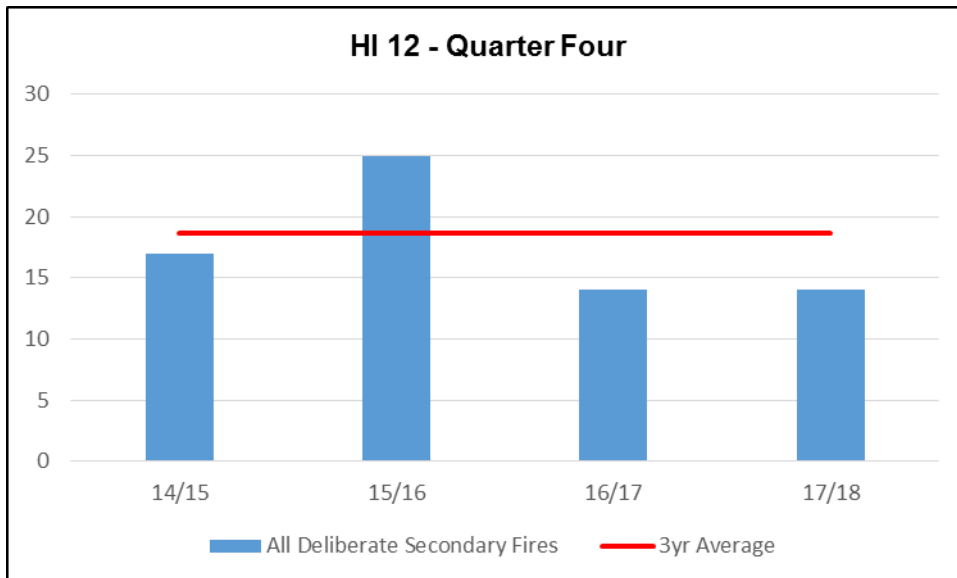


Table 9: Year to Date (April to March 2018) Performance

	14/15	15/16	16/17	17/18	YTD	Annual Target
HI 12: Deliberate Secondary Fires	105	92	80	113	Red	92

Indicator Description

These headline indicators and targets account for all types of fire that are believed to have been started intentionally, and are categorised as Deliberate Primary Fires and Deliberate Secondary Fires.

HI 11 – Deliberate Primary Fires

These deliberate fires cover the following types:

- Fires in the home
- Fires in non-domestic buildings
- Fires in motor vehicles

As a headline target, the aim is to reduce the rate of deliberate primary fires in Angus by keeping these fires **below 25** each year.

HI 12 – Deliberate Secondary Fires

These deliberate fires cover the majority of outdoor fires including grassland, refuse fires and fires in derelict buildings. As a headline target, the aim is to reduce the rate of deliberate secondary fires in Angus by keeping these fires **below 92** each year.

What we aim to Achieve

As well as helping to deliver Priority Five: *Reducing Deliberate Fires*, we also link this headline target to improving the following Angus LOIP outcomes:

- Safe, secure, vibrant and sustainable communities
- An inclusive and sustainable economy
- An enhanced, protected and enjoyed natural and built environment
- Children in Angus will have the best start in life

Performance Management

There were 5 deliberate primary fires reported during quarter four, which equals the 3 year quarterly average, and the numbers we experienced last quarter. These deliberate fires involved a dwelling, hotel, two vehicles and woodland/crop. For the year end, the total number of deliberate primary fires we attended stands at 31. Based on our target of keeping the number of deliberate primary fires in Angus below 25 each year, we are 24% above this figure and therefore showing red for achieving the HI 11 annual target.

There were 14 deliberate secondary fires reported during quarter four, which is 5 below the 3 year quarterly average of 19 and 2 below the numbers we experienced during the last quarter. Reducing deliberate secondary fires in the former Strathmartine Hospital site is a key focus of our attention. During quarter four, we attended one deliberate secondary fire at this site compared to 3 during the last quarter. For the year end, the total number of deliberate secondary fires stands at 113. Based on our target of keeping the number of deliberate secondary fires in Angus below 92 each year, we are 22% above this figure and therefore showing red for achieving the HI 12 annual target.

The youth engagement section of Appendix One details a range of activities conducted during quarter four. Looking ahead, to 2018/19 we are planning a wide range of initiatives, aimed at reducing deliberate fires. This includes working with Angus CLD, to pilot a youth mentoring programme at Arbroath Fire Station, and utilising the collective resources of the Carnoustie/Monifieth/Sidlaw Locality Partnership, to tackle the long term challenges of addressing deliberate fires at the former Strathmartine Hospital Site.

PRIORITY 6 – EFFECTIVE RISK MANAGEMENT AND OPERATIONAL PREPAREDNESS

Description

Risk Management and operational preparedness is a key area of work for the SFRS. In Angus, this means:

- Knowing what the risks are in Angus and then making plans, so we are resilient to respond to any event.
- Being prepared to respond to national threats or major emergencies.
- Developing flexibility to deploy crews, to take on a broadening role within the community.
- Firefighters being quipped to deal with emergencies safely and effectively, and our stations being in a constant state of readiness.

What we aim to Achieve

As well as helping to deliver Priority Six: *Effective Risk Management and Operational Preparedness*, our activities also support improving the following Angus LOIP outcomes:

- Safe, secure, vibrant and sustainable communities
- An inclusive and sustainable economy
- An enhanced, protected and enjoyed natural and built environment
- Improved physical, mental and emotional health and well-being

Activity

During quarter four we delivered our quarterly training commitment to operational firefighter's, whereby we trained and tested their preparedness to deal with:

- Rescues at Height
- Incidents involving Acetylene Cylinders
- Fires involving complex building construction

Firefighters continued to visit sites within their station area so that they are aware of the associated risks and hazards, and if required can take effective actions in dealing with incidents at these sites. During quarter four, firefighters visited a range of sites to gather operational intelligence and review our response plans. These included reviewing our operational intelligence and response plans for dealing with incidents at premises critical to our local infrastructure such as schools, care homes and health centres.

On-going recruitment for Retained Duty System (RDS) firefighters in the Angus area continued to be a priority during quarter four. Working with Angus Council's economic development team, we are in the early stages of developing ways to encourage key employers in the Angus area, to support their employees to join the RDS.

Helping to build community resilience, so that residents are prepared in an emergency is important to us. As a key partner in delivering the Scottish Government's Out of Hospital Cardiac Arrest strategy, we equipped almost 100 members of the public with life-saving CPR skills during quarter four. This included working with the Glen Isla Project, to equip the women participating in this project, with these vital live saving skills.

Looking ahead to 2018/19, we aim to equip 2000 members of the public with CPR skills. Plans are therefore being drawn up, to target areas of our community that will benefit from receiving these live saving skills.

APPENDIX 1: COMMUNITY SAFETY ENGAGEMENT PROGRAMMES

This section provides details of community safety engagement programmes undertaken within Angus during the fourth quarter of 2017-18, in support of our priorities and targets.

Youth Engagement

1. Angus Community Safety Advocate (CSA) attended collaborative workshop with Young Scot at Forfar Community Campus on 7th March.
2. Angus Community Action Team (CAT) attended meeting for arranging Safe Angus youth safety events for 2018 at Joint Services Team, Forfar on 12th March.
3. Angus CSA together with local crews delivered Young Firefighters Course for Princes Trust Group from Dundee & Angus College at Arbroath Fire Station on 20th March.
4. Angus & Dundee Local Authority Liaison Officers (LALO's) held meeting with Station Manager (SM) Angus North to plan youth mentoring project with Communities Learning and Development in Arbroath on 28th & 30th March.
5. Angus LALO held talks with pupils at Carnoustie High School, focussing on anti-social behaviour issues prior to Easter holidays.
6. Joint Dundee and Angus CAT talks targeted at schools in Dundee, in support of reducing deliberate secondary fires at the former Strathmartine Hospital Site.

Persons at Risk

7. Angus CAT attended a number of Adult Protection Case Conferences, aimed at improving the safety and wellbeing of vulnerable Angus residents.
8. Angus LALO attended a number of multi-agency meetings, to assist in the review of overnight support for the most vulnerable members of our community.
9. Angus CSA carried out joint Home Fire Safety Visits with firefighters from Montrose fire station, for vulnerable residents in Montrose.
10. Angus CSA attended Kirrie Connections Dementia Friendly Hub, in support of the official opening of the Technology Enabled Care equipment display room for vulnerable residents.
11. Angus CSA regularly attended Kirrie Connections Dementia Friendly HUB to provide Home Fire Safety Visit information and risk recognition and referral information to attendees.
12. Angus CAT attended the Glenisla Project, Arbroath to deliver Mentoring and British Heart Foundation CPR input to the attendees.
13. Angus CSA carried out joint Home Fire Safety Visits with Forfar firefighters, for vulnerable residents at Kirkriggs Court, Forfar.
14. Angus LALO attended Angus Adult Protection Committee meeting at St. Margaret's House, Forfar on 21st March.
15. Angus CAT provided fire safety advice at multi-agency Protecting People Angus Conference at St. Andrew's Church, Arbroath on 23rd March.
16. Numerous Joint Home Fire Safety Visits ongoing with Angus CAT members and Community Mental Health Teams, Angus Council Home Care Assessors, Community Housing Teams, Deaf Links workers etc.
17. Angus LALO attended regular fortnightly multi-agency Adult Protection Early Screening Group case conferences at Gowanlea, Arbroath for vulnerable Angus citizens.
18. Angus LALO attended regular bi-monthly multi-agency Angus Falls Group meetings, discussing Safe and Well Visits and service transformation.

19. Angus CAT provided Home Fire Safety Visit promotion and Risk Recognition talks to Montrose Stroke and Heart Club, Forfar Sensory Group and Better Balance Class.

Referrals

20. Angus CSA carried out joint working with Angus Alive Mobile Library to various rural and remote Angus locations to provide Home Fire Safety Visit promotion and Risk Recognition. Suitable advice and fire safety literature was distributed and Home Fire Safety Visits delivered.
21. A total of 104 Home Fire Safety Visit referrals received from Police Scotland, Locality District Nursing Teams, Community Mental Health Teams, Social Work teams, North East Sensory Services (NESS), Angus Care & Repair, Community Housing Teams etc.
22. A total of 441 Home Fire Safety Visits completed for the period of which 208 were High Risk and 8 Adult Protection (AP1) referral forms were submitted to Angus Council Social Work over the period.

Further Developments

23. Angus Local Authority Liaison Officer (LALO) delivered a Fire Safety Talk highlighting Home and Farm Safety, the Muirburn Code, Wildfires and Rural Risk project to Forfar Young Farmers Club at Queens Hotel, Forfar.
24. Angus LALO and Station Manager responsible for Sidlaws area attended Strathmartine Hospital site with partners from Police Scotland and Angus Council Building Control, to examine site for anti-social fire behaviour issues.
25. Angus CAT attended multi-agency Information Sharing and Communication and Assessing Risk to Protect Adults training day led by Angus Council Adult Protection Officer at Angus House.

APPENDIX 2: NOTABLE EVENT – PARTNERSHIP WORKING IN BRECHIN TO TACKLE INEQUALITIES



SFRS helped launch a new project to tackle inequalities and poverty in Brechin.

The project, which was launched on 27 February, seeks to empower communities to tackle the challenges facing local people and communities through close partnership working.

It brings together a number of key organisation's in the area – including SFRS, Voluntary Action Angus (VAA), Homestart

Angus, Citizen Advice, Angus Women's Aid and Tayside Council on Alcohol – into one building, to help tackle the link between poverty and ill health, attainment and life opportunities.

And the local fire station in Brechin is being used as a hub for the project.

GM Roy Dunsire said, "We exist to ensure the safety and wellbeing of our communities, and we're delighted that the station and its firefighters are playing a key part in this project.

"Our fire stations have always been a focal point for the community, and this initiative further reinforces our commitment to working in partnership to tackle poverty and strengthen community resilience."

Project Coordinator Kirsty Maclean of VAA, urged local people, voluntary organisation's and community groups to help support the work of the project.

She said, "There are many ways in which people can get involved in this project, you can come and speak to one of the workers - we are based in the fire station - but we are also going to be working out and about in communities, holding meetings with community groups and knocking on doors.

"Our aim is to work with people in the local area most affected and to empower communities through learning opportunities and better engagement."

Recognising the value of this community project, SFRS and VAA are exploring opportunities, to extend this model to other Angus towns, using the local fire stations in Angus as hubs.