



ANGUS COUNCIL

Scrutiny and Audit Committee

Report by Chief Superintendent Paul Anderson
(Quarter ending 30th June 2018)



Contents

Background to this Report

page 3

Local Policing Priority Updates:

Putting Victims at the heart of what we do

pages 4/5

Tackling Crime and ASB

pages 6/7/8/9

Protecting Vulnerable People

pages 10/11

Maintaining Public Safety

pages 12/13/14

Multi Member Ward Breakdown

page 15

BACKGROUND TO THIS REPORT

As from April 2013, the Police and Fire Reform (Scotland) Act 2012 has required Police Scotland to produce and publish a Local Policing Plan (LPP) for each local authority area. The LPP clearly sets out the policing priorities for Angus

Performance in relation to the identified policing priorities is monitored and reviewed internally on a weekly basis. Quarterly reports are produced to allow scrutiny Angus Council Community Safety Committee. This report covers the period from 1st April 2018 to 30th June 2018.

Data provided in this report is for information purposes to allow Board Members to conduct their scrutiny responsibilities.

This report will make reference to crime groupings. Groups 1-4 refer to an amalgamation of four crime groups. They are Group 1, consisting of violent crime; Group 2 covering sexual offences; Group 3 covers a wide range of crimes of dishonesty; and Group 4 includes vandalism, fire-raising and malicious mischief.

Putting Victims At The Heart of What We Do

Domestic violence still accounts for a large proportion of the overall number of violent incidents reported in Angus.

Police Scotland is working in partnership with Angus Violence Against Women Partnership and other agencies to deliver a variety of supportive and preventative programmes. Multi agency training in relation to Safe Together Model was delivered in June 2017 and continues to be embedded into existing practice by local champions.

Police Scotland continue to conduct a significant amount of preventative and pro-active activity in relation to domestic abuse; supporting victims and targeting perpetrators.

In considering a combination of the above activity and previous increases, it is encouraging to see that the overall number of domestic incidents reported has fallen by 10%.

The overall number of reported domestic crimes has fallen by 38.6% compared to the previous comparable period. A reduction from 246 reported incidents to 151 incidents. This is 95 fewer victims for the first quarter which is a welcome statistic.

It is too early to establish if the reduction is a trend but is notable as it is also below the five year average.

Reductions in the overall number of domestic incidents and associated crime has allowed officers to conduct additional proactive patrols throughout Angus. The number of reported rural crimes (out with the seven main Angus towns) for the last quarter was 23.

Overall crimes of dishonesty for this period have fallen in Angus from 337 incidents to 333 incidents.

Reports of dwelling houses being broken into remains relatively low at 15 incidents.

Reports of housebreaking to non-dwellings has reduced from 22 incidents to 8 incidents.

Reports of housebreaking to other premises has reduced from 22 to 8 incidents.

Focused work with partners on Theft by Shoplifting has resulted in a reduction of this crime type. This is welcome and starts to reverse the increases of previous periods.

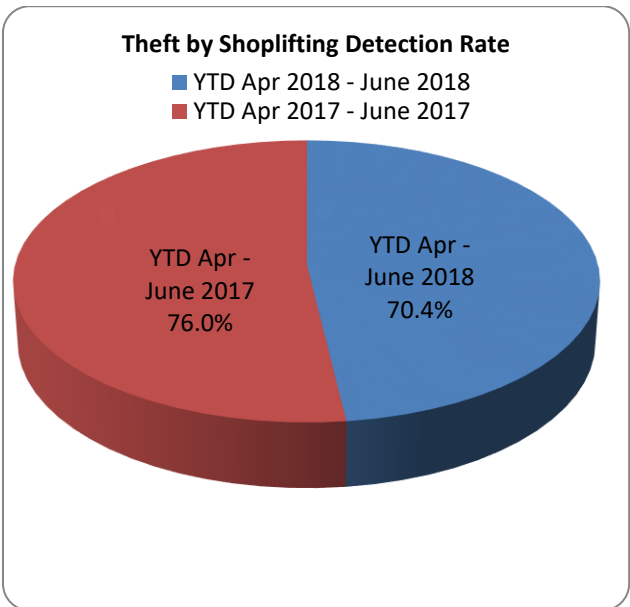
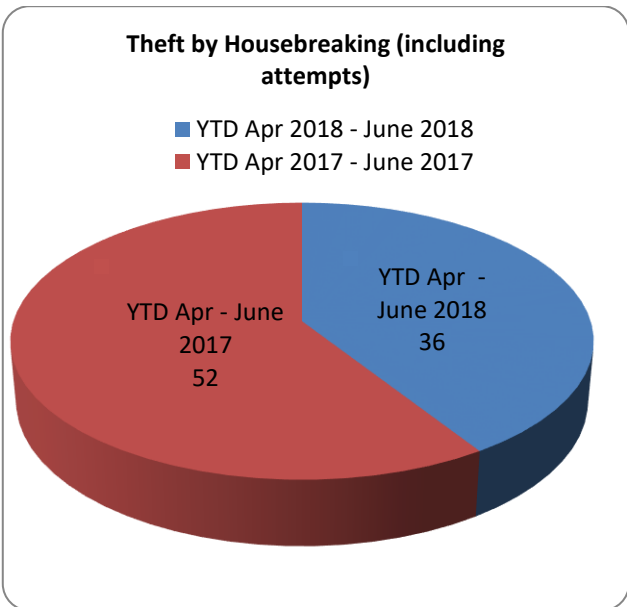
The most evident crime of dishonesty in Angus is common theft or theft of unattended or unsecured property which has increased from 99 incidents, during the previous period, to 116 reported incidents.

Protecting Victims

		5 year average	Apr 2018- June 2018	Apr 2017 - June 2017	% Change from last
13	Number of Domestic Abuse incidents reported to the Police		253	281	-10.0%
14	Total crimes and offences in Domestic Abuse incidents		151	246	-38.6%
15	Percentage of Domestic incidents that result in a crime being recorded		43.9%	56.2%	-12.3%
16	Total crimes and offences in Domestic Abuse incidents detection rate		55.6%	64.2%	-8.6%
17	Total detections for Domestic Bail offences		10	16	-37.5%
18	95% of initial Domestic Abuse Bail Checks are conducted within 24hrs		71.8%	-	-
33	Number of Group 2: Crimes of Indecency		104	101	3.0%
34	Group 2 crimes detection rate		51.9%	56.4%	-4.5%
35	Rape detection rate		20.0%	22.2%	-2.2%

Housebreaking and Theft by Shoplifting

		5 year average	Apr 2018- June 2018	Apr 2017 - June 2017	% Change from last year
26	Theft by housebreaking (including attempts) detection rate		33.3%	42.3%	-9.0%
27	Theft by housebreaking (including attempts)		36	52	-30.8%
28	Theft by shoplifting detection rate		70.4%	76.0%	-5.6%
29	Theft by shoplifting		81	96	-15.6%



Tackling Crime and ASB

The overall number of reported crimes in Angus, shows a reduction of 28%. 2736 incidents previously to 1969 incidents for this quarter.

The overall number of group 1, serious violent crime shows a reduction of 18.8% from 32 incidents previously to 26 incidents for this quarter.

There has been a 22.2 % reduction in Serious Assaults from 18 incidents to 14. There is a 100% detection rate for these crime types.

There has been a 9.1 % reduction in Petty Assaults from 339 incidents to 308.

Focused activity on robberies and those responsible for perpetrating such crimes remains successful; with the overall number of robberies remaining low. The number of reported robberies reduced from 6 to 4, a reduction of 33.3%.

Although underlying levels of violence in Angus remain proportionally high, it is positive that year on year reduction continues. This will continue to be a priority for Police Scotland.

During the month of June, there was considerable local and national commitment to the murder investigation in Kirriemuir. This incident had a considerable community impact and was resource intensive. The accused remain in custody.

Tackling Serious and Organised Crime Groups remains a key focus for Police Scotland.

Local officers are supported by divisional and national resources and target groups operating in the Angus area. Such groups take every opportunity to gain profit from criminal activities ranging from dealing controlled drugs and crimes of dishonesty.

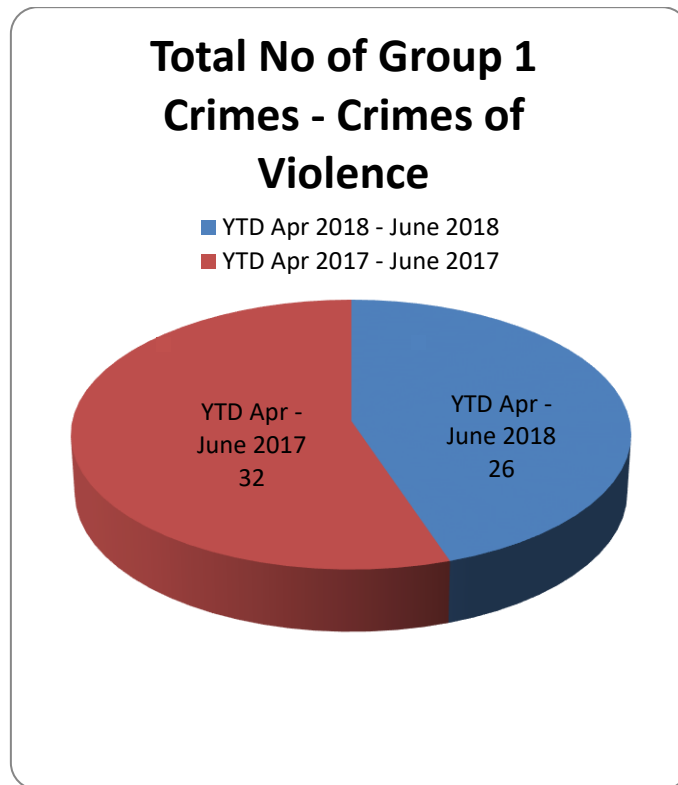
During the last quarter, intelligence lead operations resulted in 10 persons being arrested for being concerned in the supply, production or cultivation of controlled drugs. This is an increase on the previous period.

The number of complaints of disorder decreased slightly by 2.9% over the reporting period with vandalisms reducing by 21.6 %. Reductions are always positive but need to be considered in the overall context of extremely high figures aligned to a considerable rise in Anti-Social Behaviour.

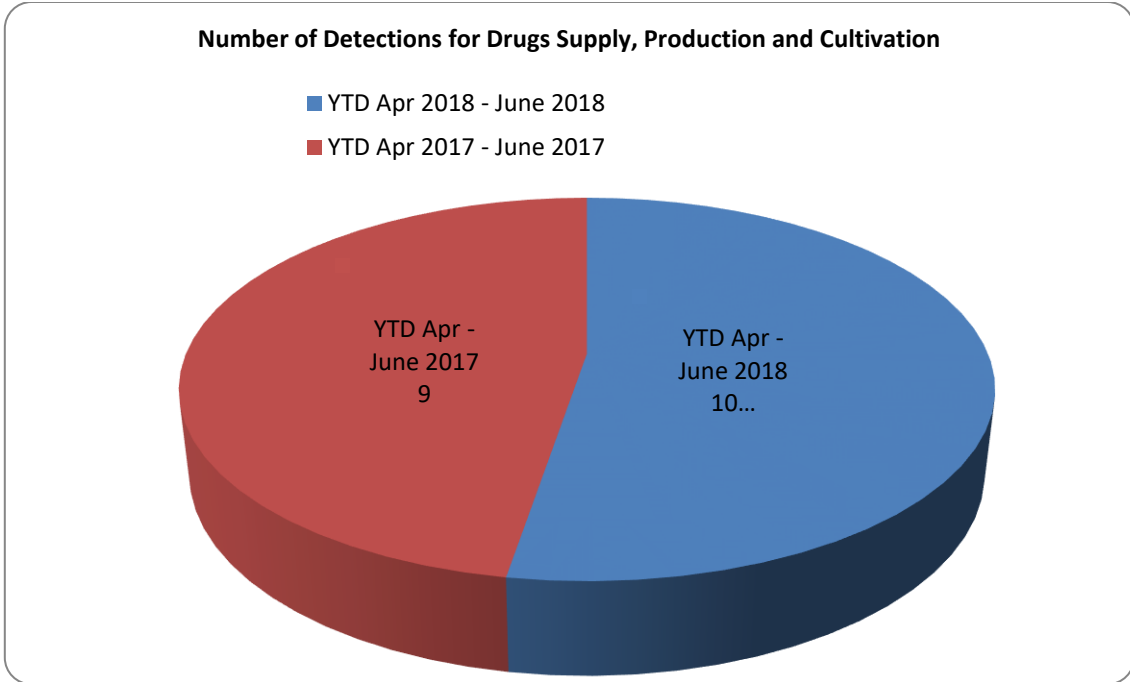
The effects of this activity is felt most in Arbroath; where youth related disorder and anti-social behaviour remains a key issue. Work is ongoing with the Community Justice Partnership to develop an effective youth justice strategy across Angus.

There is specific work ongoing in Arbroath between Police Scotland, Education and partners to tackle the ongoing youth issues. In June, community officers delivered Mentors in Violence training to pupils in Arbroath Academy. This was well received.

Crimes of Violence					
		5 year average	Apr 2018 – June 2018	Apr 2017 – June 2017	% change from last year
1	Total Number Group 1: Crimes of Violence		26	32	-18.8%
2	Murder		1	0	-
3	Attempted Murder		1	2	-50.0%
4	Culpable Homicide (common law)		0	0	-
5	Culpable Homicide (other)		1	0	-
6	Serious Assault detection rate		100.0%	88.9%	11.1%
7	Serious Assault		14	18	-22.2%
8	Robbery detection rate		100.0%	83.3%	16.7%
9	Robbery		4	6	-33.3%
10	Petty (Common) Assault detection rate		68.5%	75.2%	-6.7%
11	Petty (common) Assault		308	339	-9.1%



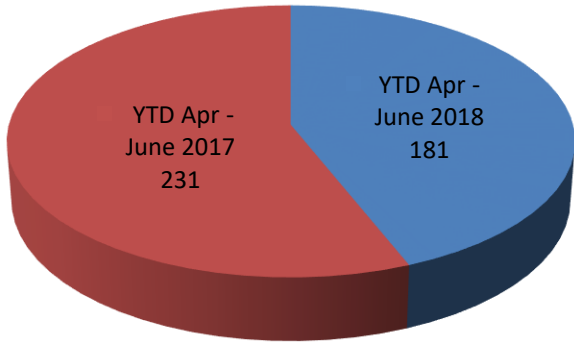
Drugs Supply					
		5 year average	Apr 2018 – June 2018	Apr 2017 – June 2017	% change from last year
25	Number of detections for drugs supply, production, cultivation.		10	9	11.1%



Antisocial Behaviour					
		5 year average	Apr 2018 – June 2018	Apr 2017 – June 2017	% Change from last year
12	Number of complaints regarding disorder	-	1336	1376	-2.9%
30	Vandalism & Malicious Mischief detection rate		26.5%	29.0%	-2.5%
31	Vandalism & Malicious Mischief		181	231	-21.6%
32	Number of detections for Consuming Alcohol in a designated place (where appropriate byelaws exist)	-	0	4	-100.0%

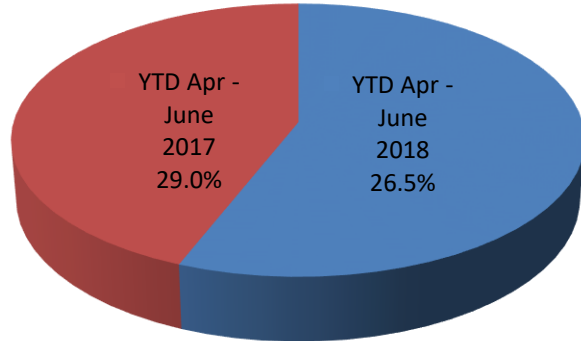
Vandalism and Malicious Mischief

- YTD Apr 2018 - June 2018
- YTD Apr 2017 - June 2017



**Vandalism and Malicious Mischief
Detection Rate**

- YTD Apr 2018 - June 2018
- YTD Apr 2017 - June 2017



Protecting Vulnerable People

In May, officers supported events such as Bonfest and Mofest in Angus. These were well run events and credit is deserved for the organisers and planners.

The effective partnership approach ensured there were very few incidents during and after the events and directly contributed to keeping people safe and reducing vulnerability.

In June, community officers delivered the final sessions of the Choices for Life project in both Grange and Seaview Primary schools. A film of the experience had been made by a media company and shown in a well-attended 'Oscar's style ceremony' at Monifieth High School.

The programme was well received and supported by staff from the schools and Tayside Council on Alcohol.

Officers continue to conduct welfare and reassurance checks with victims of crime within a recognised safety plan. Preventative visits are also made with perpetrators to ensure bail conditions are being adhered to.

This work is actioned on a daily basis. This can at times be resource intensive but is part of an effective crime reduction and support programme.

In the last quarter over 200 such visits have been made with 28 persons arrested for bail offence.

Over the last quarter there was no increase in reported hate crime compared to the previous period. Reported crimes remained at 16 incidents which is 6 incidents below the 5 year average.

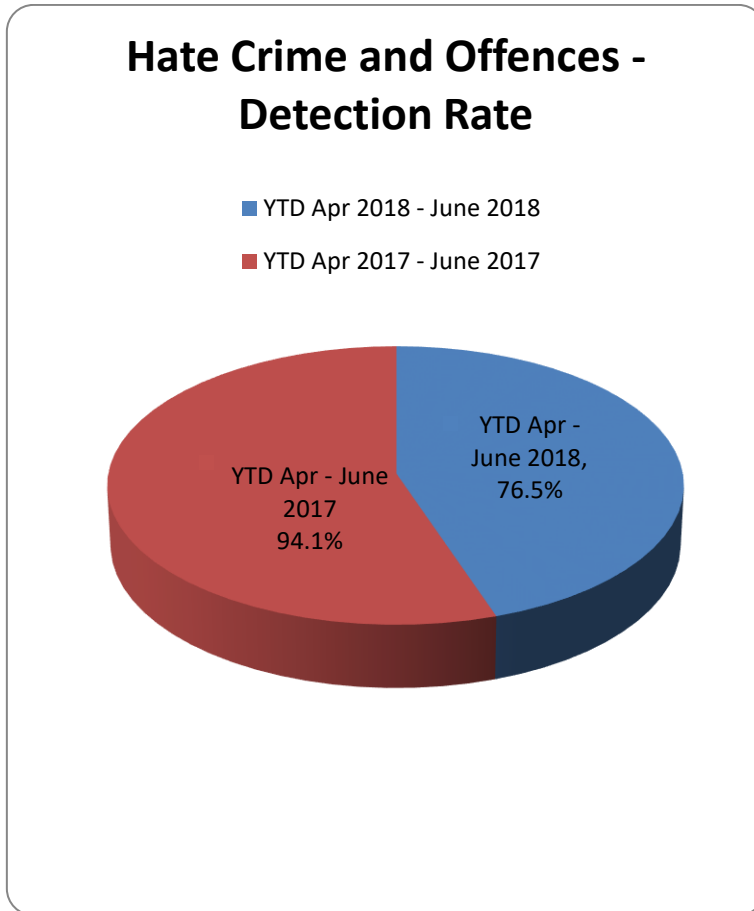
There is no specific pattern in offending in Angus which is positive.

As part of the deployment and locality model; dedicated community officers continue to be allocated to repeat caller packages, to problem solve issues locally in the community.

The repeat caller process is now managed from within the Divisional Preventions Hub based in Dundee.

Work is ongoing with Criminal Justice Social Work and Procurator Fiscal to develop an alternative to prosecution in specific circumstances. Other issues will be referred to the problem solving court in Forfar. When established and implemented this will be an important facet of supporting and protecting the vulnerable in our community.

Hate Crime					
		5 year average	Apr 2018 – June 2018	Apr 2017 – June 2017	% change from last year
19	Hate crime and offences detection rate		76.5%	94.1%	-17.6%



Maintaining Public Safety

Angus officers continue to work with partners, colleagues from the Divisional Road Policing Unit (DRPU) and the Trunk Road Policing Group (TRPG) to tackle road safety and associated crime.

Over the last year there has been considerable emphasis placed on both education and enforcement programmes.

Moving on from an extremely challenging 12 months it is positive to note that in the last quarter there were no reported fatalities.

Persons seriously injured reduced from 12 to 9 a reduction of 25%. However, two children were seriously injured on our roads which is consistent with the same period last year.

Persons slightly injured reduced significantly from 43 to 15 for this reporting period. This is a reduction of 65.1 %.

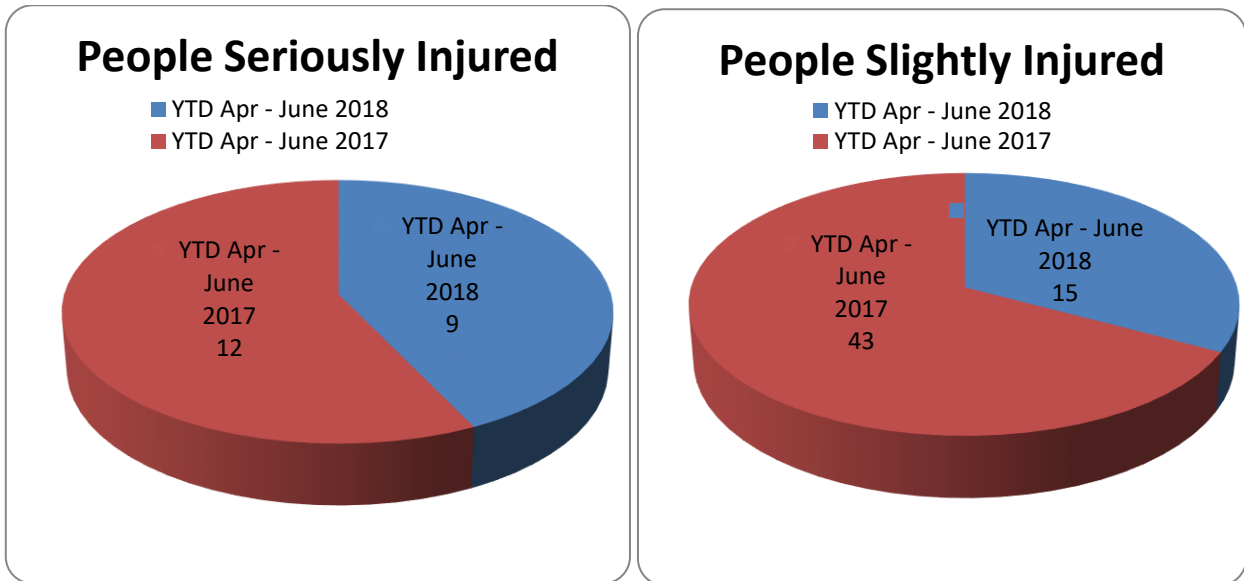
Officers will continue to be involved in speed and casualty reduction operations in our community. This is on our trunk roads, rural roads and within built up areas.

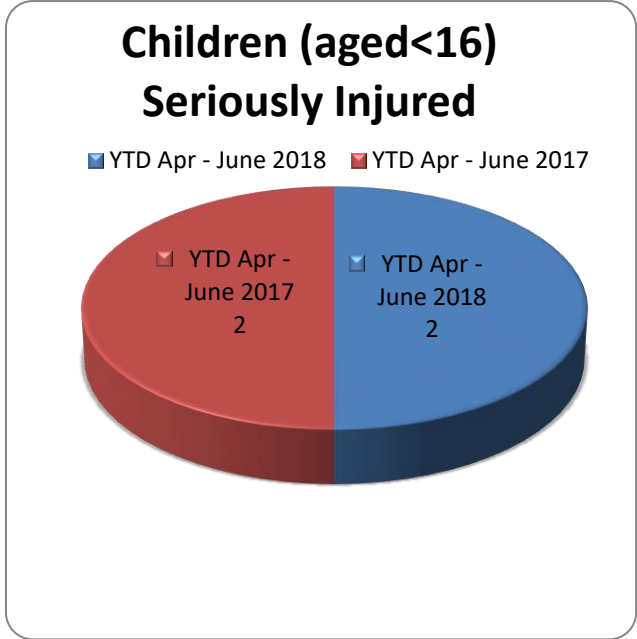
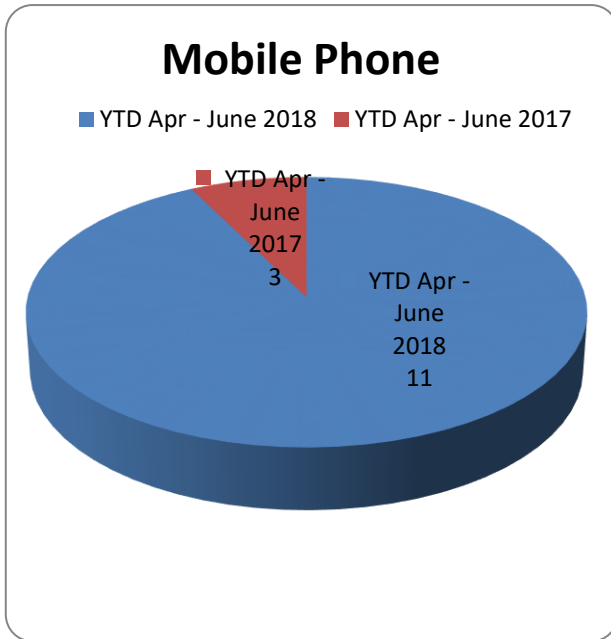
This area of work will continue to be a priority for Police Scotland and officers in Angus. It is worthy of note that the key areas for casualty reduction is out with our seven main towns and as such activity is proportionally targeted in these areas.

I am pleased to note the overall reduction of associated road crime statistics which is perhaps indicating a change of driver behaviour; as a considerable amount of vehicles continue to be stopped by officers in the course of their duties.

If this behaviour and accidents as evidence by the statistics continue at these levels; minor injuries, serious injuries and fatalities will remain at lower levels.

Road Safety					
		5 year Average	Apr 2018– June 2018	Apr 2017– June 2017	% Change from last year
N/A	People Killed	-	0	3	-100.0%
N/A	People Seriously Injured	-	9	12	-25.0%
N/A	People Slightly Injured	-	15	43	-65.1%
N/A	Children (aged<16) Killed	-	0	0	-
N/A	Children (aged<16) Seriously Injured	-	2	2	0.0%
36	Dangerous driving		19	24	-20.8%
37	Speeding		167	658	-74.6%
38	Disqualified driving		7	8	-12.5%
39	Driving Licence		46	70	-34.3%
40	Insurance		97	112	-13.4%
41	Seat Belts		11	1	1000.0%
42	Mobile Phone		11	3	266.7%





NOT PROTECTIVELY MARKED

	Arbroath East & Lunan			Arbroath West & Letham			Brechtin & Edzell			Carnoustie & District		
	Rec	Det	%	Rec	Det	%	Rec	Det	%	Rec	Det	%
Groups 1-5	187	114	61.0%	138	74	53.6%	88	31	35.2%	66	34	51.5%
Overall Violent Crime	77	65	84.4%	39	34	87.2%	26	18	69.2%	16	12	75.0%
Murder/ Attempt Murder	-	-	-	1	1	100%	-	-	-	-	-	-
Serious Assault	2	2	100%	1	1	100%	-	-	-	1	1	100%
Robbery	1	1	100%	-	1	100%	-	-	-	-	-	-
Common Assault	74	62	83.8%	36	31	86.1%	26	18	69.2%	15	11	66.7%
Knives/ Offensive Weapons	8	7	87.5%	5	4	80.0%	-	-	-	-	-	-
Drugs Supply/ Production	6	4	66.7%	-	1	-	-	-	-	-	-	-
All Group 2	17	8	47.1%	23	11	47.8%	14	3	21.4%	18	11	61.1%
Housebreaking	3	1	33.3%	8	3	37.5%	6	2	33.3%	1	1	100%
Shoplifting	19	16	84.2%	11	8	72.7%	11	7	63.6%	10	7	70.0%
	Forfar & District			Kirriemuir & Dean			Monifieth & Sidlaw			Montrose & District		
	Rec	Det	%	Rec	Det	%	Rec	Det	%	Rec	Det	%
Groups 1-5	116	49	42.2%	75	44	58.7%	60	25	41.7%	109	59	54.1%
Overall Violent Crime	53	29	54.7%	24	19	79.2%	23	10	43.5%	71	44	62.0%
Murder/ Attempt Murder	-	-	-	1	1	100%	-	-	-	-	-	-
Serious Assault	2	2	100%	1	1	100%	1	1	100%	6	6	100%
Robbery	-	-	-	-	-	-	1	1	100%	1	1	100%
Common Assault	51	27	52.9%	22	17	77.3%	21	8	38.1%	64	37	57.8%
Knives/ Offensive Weapons	4	4	100%	4	3	75.0%	2	3	150%	1	1	100%
Drugs Supply/ Production	-	-	-	4	4	100%	-	-	-	2	1	50.0%
All Group 2	10	6	60.0%	8	5	62.5%	7	5	71.4%	7	5	71.4%
Housebreaking	3	-	0.0%	4	2	50.0%	6	3	50.0%	6	1	16.7%
Shoplifting	14	6	42.9%	2	2	100%	3	-	0.0%	11	11	100%

Contact Details

Divisional Commander - Chief Superintendent Paul Anderson
D Division HQ
West Bell Street
Dundee

Area Commander - Chief Inspector David McIntosh
Angus Local Policing Area (LPA) HQ
West High Street
Forfar