



ANGUS COUNCIL

Scrutiny and Audit Committee

Report by Chief Superintendent Andrew Todd
(Quarter ending 30th September 2018)



Contents

Background to this Report	page 3
Local Policing Priority Updates:	
Putting Victims at the heart of what we do	pages 4/5
Tackling Crime and ASB	pages 6/7/8/9
Protecting Vulnerable People	pages 10/11
Maintaining Public Safety	pages 11/12/13
Multi Member Ward Breakdown	page 14

BACKGROUND TO THIS REPORT

As from April 2013, the Police and Fire Reform (Scotland) Act 2012 has required Police Scotland to produce and publish a Local Policing Plan (LPP) for each local authority area. The LPP clearly sets out the policing priorities for Angus

Performance in relation to the identified policing priorities is monitored and reviewed internally on a weekly basis. Quarterly reports are produced to allow scrutiny by Angus Council Scrutiny and Audit Committee. This report covers the period from 1st July 2018 to 30th September 2018.

Data provided in this report is for information purposes to allow Board Members to conduct their scrutiny responsibilities.

This report will make reference to crime groupings. Groups 1-4 refer to an amalgamation of four crime groups. They are Group 1, consisting of violent crime; Group 2 covering sexual offences; Group 3 covers a wide range of crimes of dishonesty; and Group 4 includes vandalism, fire-raising and malicious mischief.

Putting Victims At The Heart of What We Do

Private space or indoor violence accounts for the largest proportion of the reported overall violent incidents in Angus. Domestic violence remains a large percentage of this.

It is encouraging that the overall number of reported domestic incidents has fallen by 6.6% and the overall number of reported domestic crimes has reduced by 35.1%.

At this stage it is pertinent to remember that a woman will on average be a victim of domestic abuse on 22 occasions before she reports one incident to police. However the downward trajectory is positive and something that partners should continue to support.

Police Scotland is working in partnership with Angus Violence Against Women Partnership (AVAWP). AVAWP continues to deliver briefings and raise awareness of the Safe Together Model.

Police Scotland continues to conduct a significant amount of preventative and proactive activity in relation to domestic abuse; supporting victims and targeting perpetrators.

It is important to recognise that many perpetrators still offend after they have separated from their partners. The number of domestic bail offences can reflect part of this. For this reporting period, incidents have reduced from 21 to 17; a reduction of 19 % compared to the same period last year.

Proactive patrols continue throughout Angus. In our rural areas (out with the seven main towns) there were 17 reported crimes. This is a reduction from the previous quarter where 23 crimes were recorded.

Overall crimes of dishonesty for this period have fallen in Angus from 660 incidents to 524 incidents, a reduction of 20.6%

Reports of dwelling houses being broken into remains relatively low at a total of 25 incidents for the six month reporting period. This is a reduction of 21.9% from the similar period last year.

In total across Angus there has been a reduction in housebreaking including attempts of 43%. This is aligned to an increase in detection rate from 25.6% to 30.4%.

Angus LPA and Police Scotland will continue to actively target those responsible for this type of crime and receive regular support from the Criminal Investigation Department and other specialists.

Overall number of crimes of indecency has increased from 171 to 211 for this period. This is an increase in 23.4% and consistent with previous rises in this area.

Protecting Victims

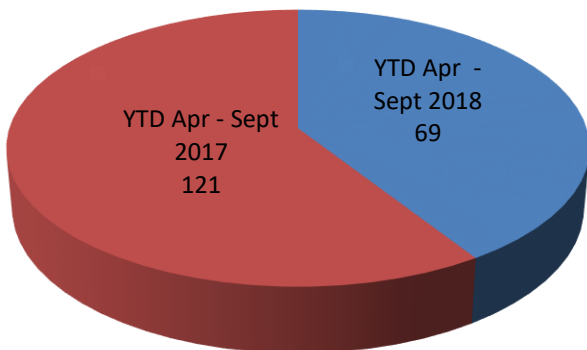
		5 year average	Apr 2018- Sept 2018	Apr 2017 - Sept 2017	% Change from last
13	Number of Domestic Abuse incidents reported to the Police		511	547	-6.6%
14	Total crimes and offences in Domestic Abuse incidents		302	465	-35.1%
15	Percentage of Domestic incidents that result in a crime being recorded		41.9%	53.4%	-11.5%
16	Total crimes and offences in Domestic Abuse incidents detection rate		54.3%	61.7%	-7.4%
17	Total detections for Domestic Bail offences		17	21	-19.0%
18	95% of initial Domestic Abuse Bail Checks are conducted within 24hrs		86.7%	-	-
33	Number of Group 2: Crimes of Indecency		211	171	23.4%
34	Group 2 crimes detection rate		50.2%	60.2%	-10.0%
35	Rape detection rate		32.4%	46.2%	-13.8%

Housebreaking and Theft by Shoplifting

		5 year average	Apr 2018- Sept 2018	Apr 2017 - Sept 2017	% Change from last year
26	Theft by housebreaking (including attempts) detection rate		30.4%	25.6%	4.8%
27	Theft by housebreaking (including attempts)		69	121	-43.0%
28	Theft by shoplifting detection rate		75.3%	71.4%	3.9%
29	Theft by shoplifting		150	248	-39.5%

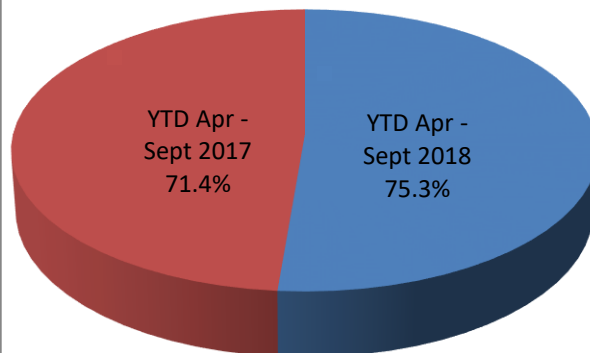
Theft by Housebreaking (including attempts)

■ YTD Apr 2018 - Sept 2018
 ■ YTD Apr 2017 - Sept 2017



Theft by Shoplifting Detection Rate

■ YTD Apr 2018 - Sept 2018
 ■ YTD Apr 2017 - Sept 2017



Tackling Crime and ASB

The overall number of reported crimes in Angus, shows a reduction of 24.6%. 4518 incidents previously to 3407 incidents for this reporting period.

The overall number of group 1, serious violent crime, shows a reduction of 1.7% from 58 incidents previously to 57 incidents for this reporting period.

There has been a 14.7 % reduction in Serious Assaults from 34 incidents to 29. The detection rate for these crime types is 93.1% which represents an improvement of 13.7%

There has been a 4.6 % reduction in Petty Assaults from 635 incidents to 606.

Focused activity on robberies and those responsible for perpetrating such crimes remains successful; with the overall number of robberies remaining low. The number of reported robberies reduced from 13 to 11 incidents.

Tackling Serious and Organised Crime Groups remains a key focus for Police Scotland.

Local officers are supported by divisional and national resources and target groups operating in the Angus area. Such groups take every opportunity to gain profit from criminal activities ranging from dealing controlled drugs and crimes of dishonesty.

Intelligence lead operations resulted in 22 persons being arrested for being concerned in the supply, production or cultivation of controlled drugs. This is a reduction of 15.4 % from 26 for the comparable period last year.

It is important to consider that this reduction has coincided with a period of increased activity as demonstrated by the increase in drugs possession of 23.8%. 130 reported crimes compared to 105 for the same period last year.

In the last 6 months a total of £35,080 controlled drugs has been recovered in Angus. This is approximately 64 % cannabis, 28 % heroin and 7 % cocaine. Ecstasy, amphetamine and other drugs make up the final 1 %.

The number of complaints of disorder decreased slightly by 5.1 % over the reporting period with vandalisms reducing by 10.1%. These reductions are positive but need to be considered alongside the highest ever level of recorded Anti-Social Behaviour for Angus. This will take a concerted effort by all partners to address.

Partners should be under no illusion the level of future challenge this could represent with Antisocial Behaviour and incidences' of disorder leading to more serious criminality. The effects of this activity is felt most in Arbroath; where youth related disorder and anti-social behaviour remains a key issue.

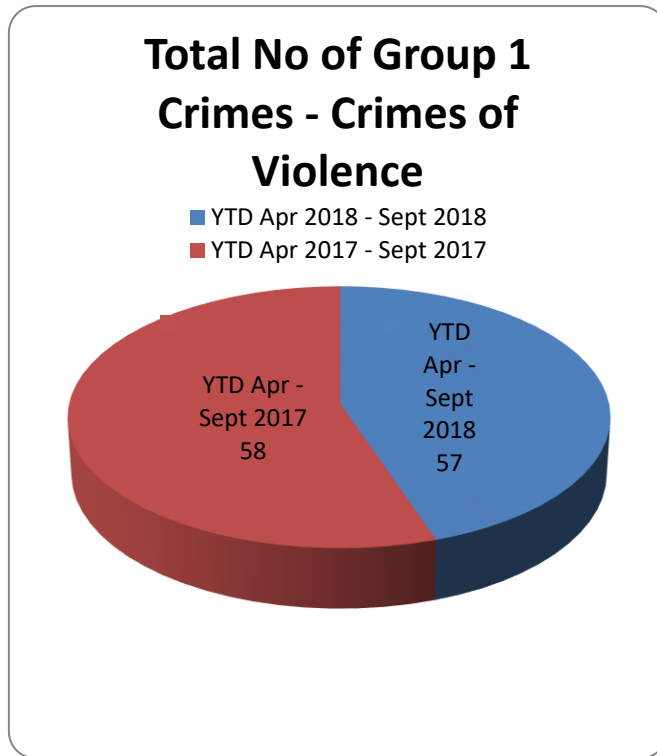
Police Scotland have highlighted this issue to the Locality Implementation Group. A community officer has been dedicated to support work at Arbroath Academy, Arbroath High School and Ladyloan Primary Schools.

Officers continue to support work which is ongoing with the Community Justice Partnership to develop an effective youth justice strategy across Angus.

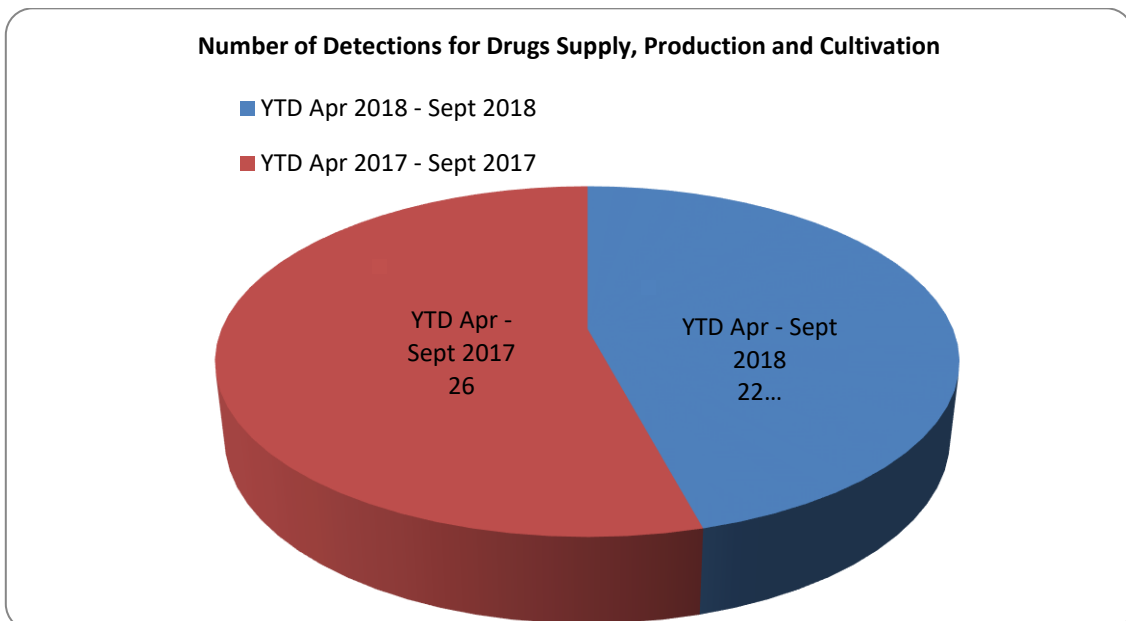
Work continues between Police Scotland, Education and partners to tackle ongoing youth issues in Arbroath. Opportunities around specific mentoring programmes in Schools is being explored.

Crimes of Violence

		5 year average	Apr 2018 – Sept 2018	Apr 2017 – Sept 2017	% change from last year
1	Total Number Group 1: Crimes of Violence		57	58	-1.7%
2	Murder		1	0	-
3	Attempted Murder		2	2	0.0%
4	Culpable Homicide (common law)		0	0	-
5	Culpable Homicide (other)		1	0	-
6	Serious Assault detection rate		93.1%	79.4%	13.7%
7	Serious Assault		29	34	-14.7%
8	Robbery detection rate		72.7%	69.2%	3.5%
9	Robbery		11	13	-15.4%
10	Petty (Common) Assault detection rate		69.1%	72.6%	-3.5%
11	Petty (common) Assault		606	635	-4.6%



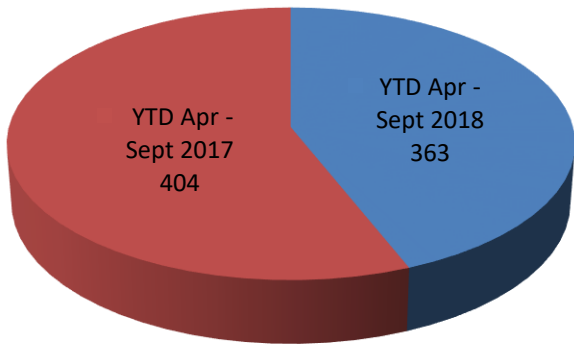
Drugs Supply					
		5 year average	Apr 2018 – Sept 2018	Apr 2017 – Sept 2017	% change from last year
25	Number of detections for drugs supply, production, cultivation.		22	26	-15.4%



Antisocial Behaviour					
		5 year average	Apr 2018 – Sept 2018	Apr 2017 – Sept 2017	% Change from last year
12	Number of complaints regarding disorder	-	2,582	2,720	-5.1%
30	Vandalism & Malicious Mischief detection rate	-	30.3%	30.7%	-0.4%
31	Vandalism & Malicious Mischief	-	363	404	-10.1%
32	Number of detections for Consuming Alcohol in a designated place (where appropriate byelaws exist)	-	0	4	-100.0%

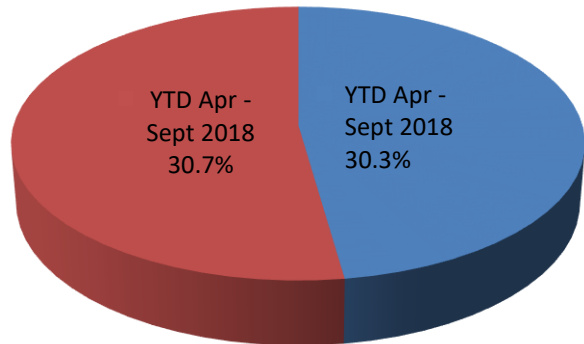
Vandalism and Malicious Mischief

■ YTD Apr 2018 - Sept 2018
 ■ YTD Apr 2017 - Sept 2017



Vandalism and Malicious Mischief Detection Rate

■ YTD Apr 2018 - Sept 2018
 ■ YTD Apr 2017 - Sept 2017



Protecting Vulnerable People

During the last quarter, officers supported a number of local events in Angus. In general these have been well run and credit is again deserved for the organisers, planners and supportive Safe Event Team from Angus Council.

A significant number of local and national officers were deployed in support of The Open Golf at Carnoustie. Perhaps one of the most exciting and well attended tournaments in recent years.

It is positive that the planning and partnership infrastructure successfully negotiated this test while delivering an enjoyable and safe event on an international stage.

The effective partnership approach ensured there were very few incidents during and after the events which directly contributed to keeping people safe and reducing vulnerability.

Officers continue to conduct welfare and reassurance checks with victims of crime within a recognised safety plan. Preventative visits are also made with perpetrators to ensure bail conditions are being adhered to.

This work is actioned on a daily basis. This can, at times, be resource intensive but is part of an effective crime reduction and support programme. In the last quarter, 107 such visits have been made to victims and perpetrators of domestic abuse. A further 300 visits have been made to ensure bail curfew conditions have been complied with.

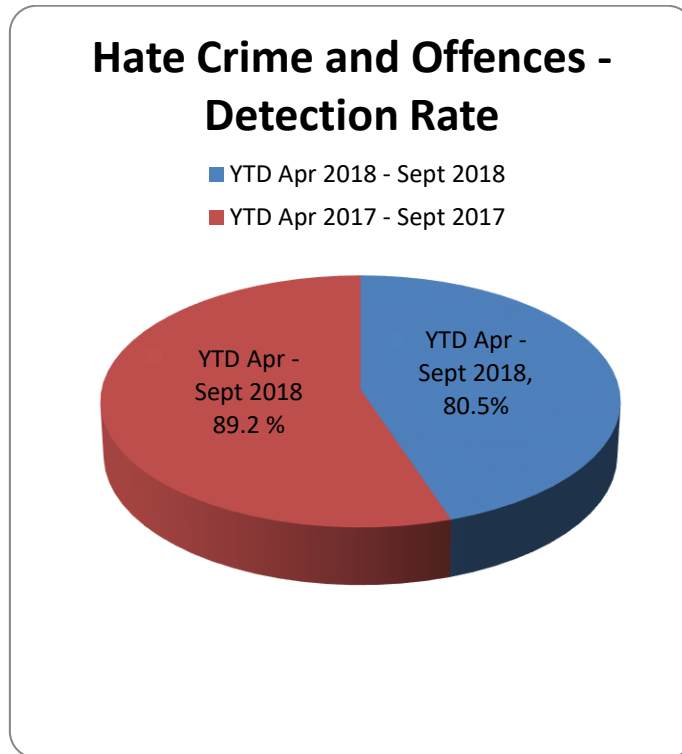
Over the last quarter there was no increase in reported hate crime compared to the previous period. Hate crimes can cover a wide range of incidents including verbal comments. Overall incidents remain low with a detection rate of 80.5 %.

Over the six month reporting period there have been 14 recorded reports of racially aggravated conduct. 8 were reported in the first quarter with 6 for the last quarter. These crime types have a detection rate of 100%. There is no specific pattern of offending in Angus which is positive.

The local policing area continues to be well supported by Detective Officers based at Bellevue House in Arbroath who deal with local public protection issues.

Work in this area can be detailed and complex. Activity is supported by Detective Officers from the Offender Management Unit, Online Sexual Crime Team, Sexual Enquiry Team and Divisional Rape Investigation Unit. All of these officers conduct enquiries in support of victims in Angus and regularly engage with statutory and third sector partners.

Hate Crime					
		5 year average	Apr 2018 – Sept 2018	Apr 2017 – Sept 2017	% change from last year
19	Hate crime and offences detection rate		80.5%	89.2%	-8.7%



Maintaining Public Safety

Angus officers continue to work with partners, colleagues from the Divisional Road Policing Unit (DRPU) and the Trunk Road Policing Group (TRPG) to tackle road safety and associated crime.

Over the last year there has been considerable emphasis placed on both education and enforcement programmes.

In the last quarter there was one reported fatality.

Persons seriously injured on our roads, reduced from 23 to 17 a reduction of 26.1%. One child was seriously injured on our roads in the last quarter, the total is now 3 for the reporting period which represents no change with the same period last year.

Persons slightly injured has reduced from 56 to 41 for this reporting period. This is a reduction of 26.8 %.

Officers will continue to be involved in speed and casualty reduction operations in our community. This is on our trunk roads, rural roads and within built up areas.

This area of work will continue to be a priority for Police Scotland. It is worthy of note that in the Angus, key areas for casualty reduction are out with our seven main towns. Activity is proportionally targeted in these areas.

There have been recent pro – active operations in Angus relative to speed and driving too close to pedestrians, dog walkers and cyclists. Further operations are planned which will also include driving too close to a rider on a horse.

Angus LPA are currently exploring a speed limit, reminder sticker, for wheelie bins which is successfully utilised elsewhere in the country.

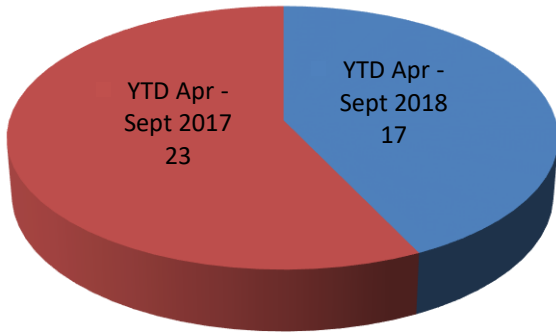
The Road Safety measures highlight welcome reductions which suggests a change in drivers. The level of activity remains commensurate with the same period last year with an approximate total of around 10,000 vehicles stopped.

Planning is well under way for the annual, Safe Drive Stay Alive campaign with presentations shortly to be delivered to schools and partners in Angus.

Road Safety					
		5 year Average	Apr 2018 – Sept 2018	Apr 2017- Sept 2017	% Change from last year
N/A	People Killed	-	1	8	-87.5%
N/A	People Seriously Injured	-	17	23	-26.1%
N/A	People Slightly Injured	-	41	56	-26.8%
N/A	Children (aged<16) Killed	-	0	0	-
N/A	Children (aged<16) Seriously Injured	-	3	3	0.0%
36	Dangerous driving	-	41	40	2.5%
37	Speeding	-	478	1,270	-62.4%
38	Disqualified driving	-	25	17	47.1%
39	Driving Licence	-	81	100	-19.0%
40	Insurance	-	181	212	-14.6%
41	Seat Belts	-	22	7	214.3%
42	Mobile Phone	-	15	7	114.3%

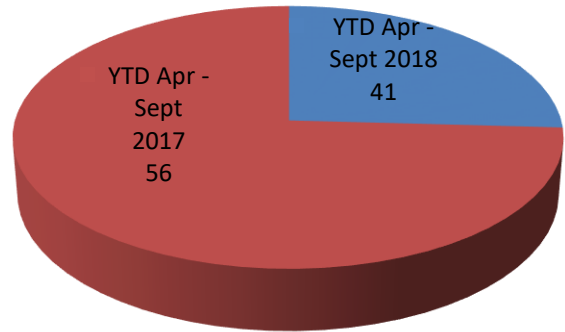
People Seriously Injured

■ YTD Apr - Sept 2018
■ YTD Apr - Sept 2017



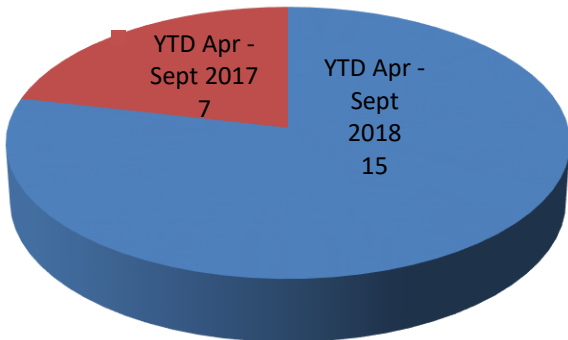
People Slightly Injured

■ YTD Apr - Sept 2018
■ YTD Apr - Sept 2017



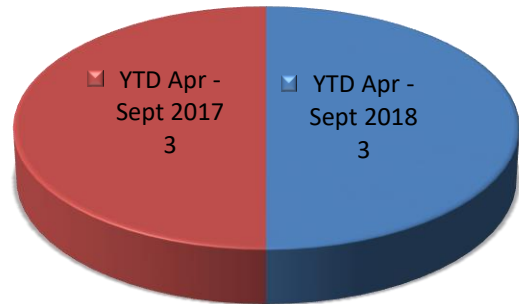
Mobile Phone

■ YTD Apr - Sept 2018 ■ YTD Apr - Sept 2017



Children (aged <16) Seriously Injured

■ YTD Apr - Sept 2018 ■ YTD Apr - Sept 2017



NOT PROTECTIVELY MARKED

	Arbroath East & Lunan			Arbroath West & Letham			Brechin & Edzell			Carnoustie & District		
	Rec	Det	%	Rec	Det	%	Rec	Det	%	Rec	Det	%
Groups 1-5	397	219	55.2	223	117	52.5	176	71	40.3	110	53	48.2
Overall Violent Crime	161	119	73.9	60	53	88.3	57	37	64.9	38	28	73.7
Murder/ Attempt Murder	-	-	x	-	-	x	-	-	x	-	-	x
Serious Assault	6	4	66.7	2	2	100.0	1	1	100.0	3	3	100.0
Robbery	3	2	66.7	1	1	100.0	1	-	0.0	1	-	0.0
Common Assault	151	112	74.2	56	49	87.5	55	36	65.5	34	25	73.5
Knives/ Offensive Weapons	18	17	94.4	6	5	83.3	4	3	75.0	1	1	100.0
Drugs Supply/ Production	66	49	74.2	11	11	100.0	5	7	140.0	6	5	83.3
All Group 2	55	16	29.1	40	22	55.0	22	10	45.5	19	12	63.2
Housebreaking	9	3	33.3	16	4	25.0	8	3	37.5	2	2	100.0
Shoplifting	38	32	84.2	21	14	66.7	14	11	78.6	13	10	76.9
	Forfar & District			Kirriemuir & Dean			Monifieth & Sidlaw			Montrose & District		
	Rec	Det	%	Rec	Det	%	Rec	Det	%	Rec	Det	%
Groups 1-5	240	118	49.2	133	74	55.6	96	38	39.6	238	132	55.5
Overall Violent Crime	101	63	62.4	51	45	88.2	35	19	54.3	145	92	63.4
Murder/ Attempt Murder	-	-	X	1	1	100.0	-	-	x	-	-	x
Serious Assault	4	5	125.0	1	1	100.0	2	2	100.0	10	9	90.0
Robbery	1	1	100.0	2	2	100.0	1	1	100.0	1	1	100.0
Common Assault	96	57	59.4	47	41	87.2	32	16	50.0	134	82	61.2
Knives/ Offensive Weapons	9	9	100.0	8	7	87.5	4	4	100.0	7	7	100.0
Drugs Supply/ Production	13	17	130.8	17	18	105.9	7	7	100.0	46	37	80.4
All Group 2	29	18	62.1	12	7	58.3	9	8	88.9	24	12	50.0
Housebreaking	4	-	0.0	8	2	25.0	8	2	25.0	14	5	35.7
Shoplifting	25	18	72.0	8	7	87.5	6	-	0.0	25	21	84.0

Contact Details

Divisional Commander - Chief Superintendent Andrew Todd
D Division HQ
West Bell Street
Dundee

Area Commander - Chief Inspector David McIntosh
Angus Local Policing Area (LPA) HQ
West High Street
Forfar

NOT PROTECTIVELY MARKED