



ANGUS COUNCIL

Scrutiny and Audit Committee

Report by Chief Superintendent Andrew Todd
(Quarter ending 31st December 2018)



Contents

Background to this Report	page 3
Local Policing Priority Updates:	
Putting Victims at the heart of what we do	pages 4/5
Tackling Crime and ASB	pages 6/7/8/9
Protecting Vulnerable People	pages 10/11
Maintaining Public Safety	pages 12/13/14
Figures Relevant To This Report	
Multi Member Ward Breakdown	page 15

BACKGROUND TO THIS REPORT

As from April 2013, the Police and Fire Reform (Scotland) Act 2012 has required Police Scotland to produce and publish a Local Policing Plan (LPP) for each local authority area. The LPP clearly sets out the policing priorities for Angus

Performance in relation to the identified policing priorities is monitored and reviewed internally on a weekly basis. Quarterly reports are produced to allow scrutiny by Angus Council Scrutiny and Audit Committee. This report covers the period from 1st October 2018 to 31st December 2018.

Data provided in this report is for information purposes to allow Board Members to conduct their scrutiny responsibilities.

This report will make reference to crime groupings. Groups 1-4 refer to an amalgamation of four crime groups. They are Group 1, consisting of violent crime; Group 2 covering sexual offences; Group 3 covers a wide range of crimes of dishonesty; and Group 4 includes vandalism, fire-raising and malicious mischief.

Putting Victims At The Heart of What We Do

Private space or indoor violence still accounts for the largest proportion of the reported overall violent incidents in Angus. Domestic violence remains a large percentage of this, as does 'Party Flats' and other family issues.

The overall number of reported domestic incidents has fallen by 10.2% and the overall number of reported domestic crimes has reduced by 31.8%.

Police Scotland continue to work in partnership with Angus Violence Against Women Partnership (AVAWP) who continue to implement and raise awareness of the Safe Together Model. This is positive work which sits alongside preventative perpetrator programmes delivered locally.

Police Scotland continue to conduct a significant amount of preventative and pro-active activity in relation to domestic abuse; supporting victims and targeting perpetrators.

Many perpetrators still offend after they have been dealt with by the police or have been separated from their partners. From 1st April 2018 to 31st December 2018; 23 individuals have been arrested and reported for this period compared with 34 for the previous year. This is a reduction of 32.4 % and is consistent with the overall reduction in recorded domestic abuse.

Of note only 2 persons in the last quarter have been arrested for domestic bail offences.

Proactive patrols continue throughout Angus. In our rural areas (out with the seven main town) there were 16 reported crimes. This is a reduction from the previous two quarters where 17 and 23 crimes were recorded respectively.

A breakdown of the rural crimes shows that there were two reported and detected incidents of Hunting with Dogs and 10 reports of theft. The incidents of theft in our rural areas remains significantly less than in our towns.

Overall crimes of dishonesty for this period have fallen in Angus from 1117 incidents to 850 incidents, a reduction of 23.9%.

Reports of dwelling houses being broken into remains relatively low at a total of 45 incidents for the nine month reporting period. This is a reduction of 25% from the similar period last year.

In total across Angus there has been a reduction in housebreaking including attempts of 37.7% aligned to an increase in detection rate.

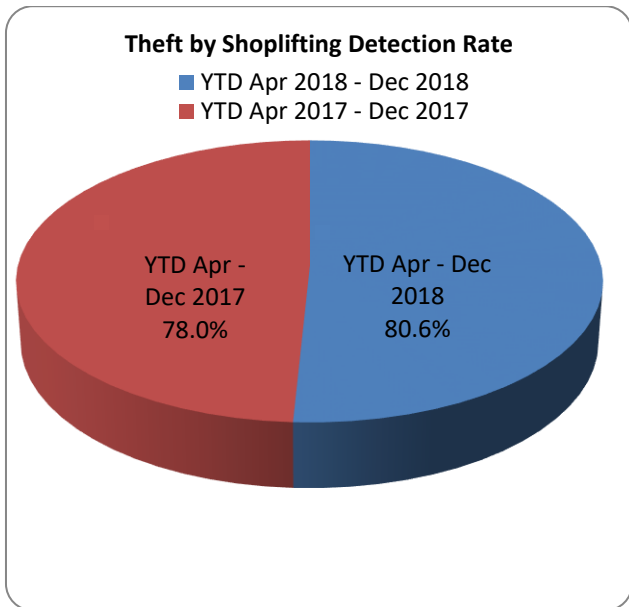
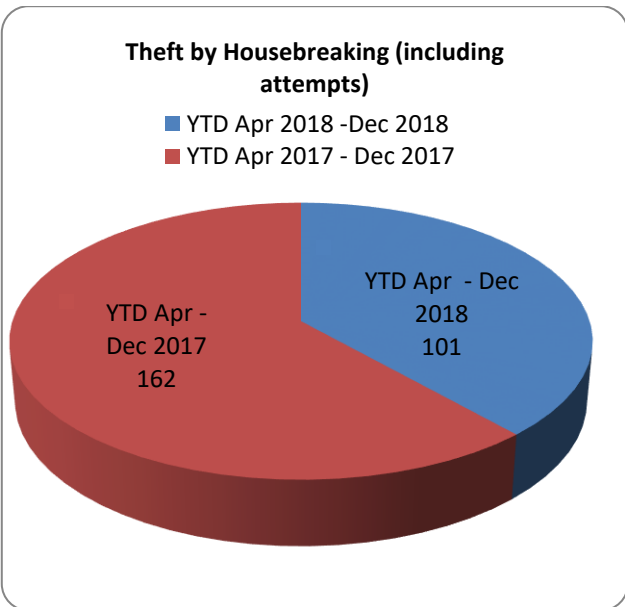
Overall number of crimes of indecency has increased from 242 to 273 for this period. This is an increase in 12.8%. The last quarter figures show a reduction of around 10.6% but overall this is still an increasing picture.

Protecting Victims

		5 year average	Apr 2018- Dec 2018	Apr 2017 - Dec 2017	% Change from last
13	Number of Domestic Abuse incidents reported to the Police		757	843	-10.2%
14	Total crimes and offences in Domestic Abuse incidents		458	672	-31.8%
15	Percentage of Domestic incidents that result in a crime being recorded		42.1%	52.7%	-10.6%
16	Total crimes and offences in Domestic Abuse incidents detection rate		63.3%	65.6%	-2.3%
17	Total detections for Domestic Bail offences		23	34	-32.4%
18	95% of initial Domestic Abuse Bail Checks are conducted within 24hrs		87.8%	-	-
33	Number of Group 2: Crimes of Indecency		273	242	12.8%
34	Group 2 crimes detection rate		59.3%	60.3%	-1.0%
35	Rape detection rate		37.2%	67.4%	-30.2%

Housebreaking and Theft by Shoplifting

		5 year average	Apr 2018- Dec 2018	Apr 2017 - Dec 2017	% Change from last year
26	Theft by housebreaking (including attempts) detection rate		24.8%	21.0%	3.8%
27	Theft by housebreaking (including attempts)		101	162	-37.7%
28	Theft by shoplifting detection rate		80.6%	78.0%	2.6%
29	Theft by shoplifting		211	372	-43.3%



Tackling Crime and ASB

The overall number of reported crimes in Angus, shows a reduction of 19.3%. From 7376 incidents previously to 5954 incidents for this reporting period. This is 1422 less victims of crime in the communities of Angus.

The overall number of group 1, serious violent crime shows a reduction of 3.7% from 82 incidents previously to 79 incidents for this reporting period.

There has been a slight increase in Serious Assaults from 46 incidents to 49. The detection rate for these crime types is 89.8% which is an improvement of 9.4 %

There has been an overall 5.4 % reduction in Petty Assaults from 950 incidents to 899 with an increase in detection rates. For this reporting period there has been a 23.6% reduction in emergency service workers being assaulted.

Focused activity on robberies and those responsible for perpetrating such crimes remains successful; with the overall number of robberies remaining low. The number of reported robberies reduced from 19 to 13 incidents.

Tackling Serious and Organised Crime Groups remains a key focus for Police Scotland.

Local officers are supported by divisional and national resources and target groups operating in the Angus area. Such groups take every opportunity to gain profit from criminal activities ranging from dealing controlled drugs and crimes of dishonesty.

In the last quarter a total £10261 of controlled drugs have been recovered in Angus. This is approximately 52 % heroin, 40 % cannabis and 7 % cocaine. Amphetamine and other drugs make up the final 1 %.

The number of complaints of disorder have decreased slightly by 8 % over the reporting period with vandalisms reducing by 18.9%.

These reductions are positive but again need to be considered in the context of the highest ever level of recorded Anti-Social Behaviour for Angus. Currently, there have been in excess of 5500 recorded incidents. As highlighted previously, the effects of this is felt most in Arbroath; where youth related disorder and anti-social behaviour remains a key issue.

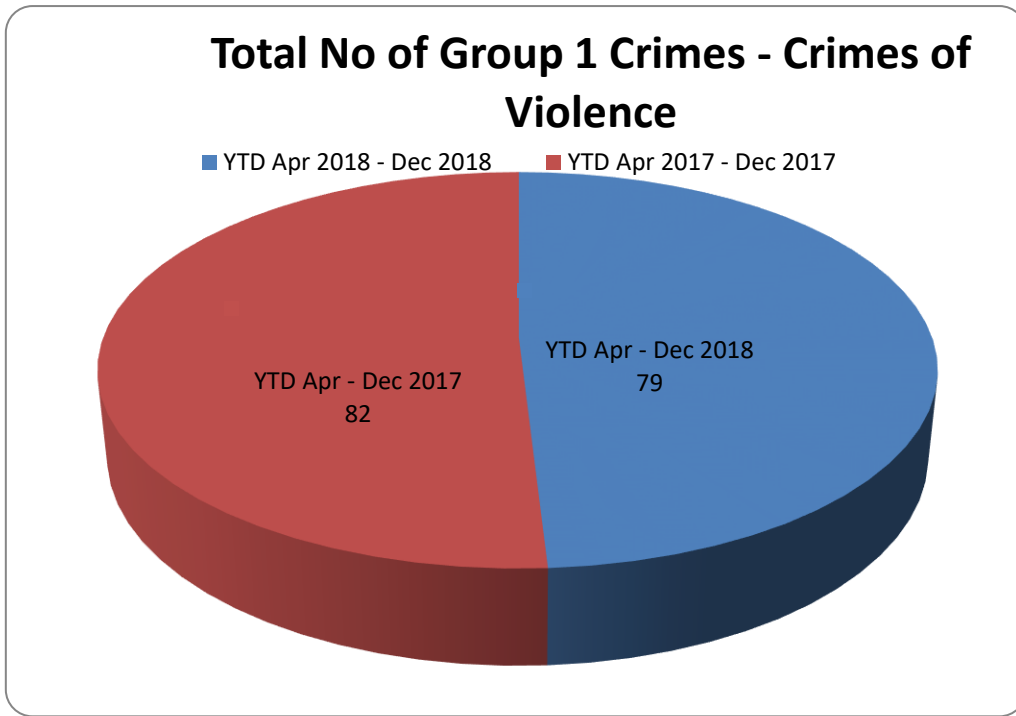
A community officer continues to be dedicated to support work at Arbroath Academy, Arbroath High School and Ladyloan Primary Schools.

Work continues between Police Scotland, Education and partners to tackle ongoing youth issues in Arbroath. Opportunities around specific mentoring programmes in Schools are being explored with a bid to access national funding being prepared.

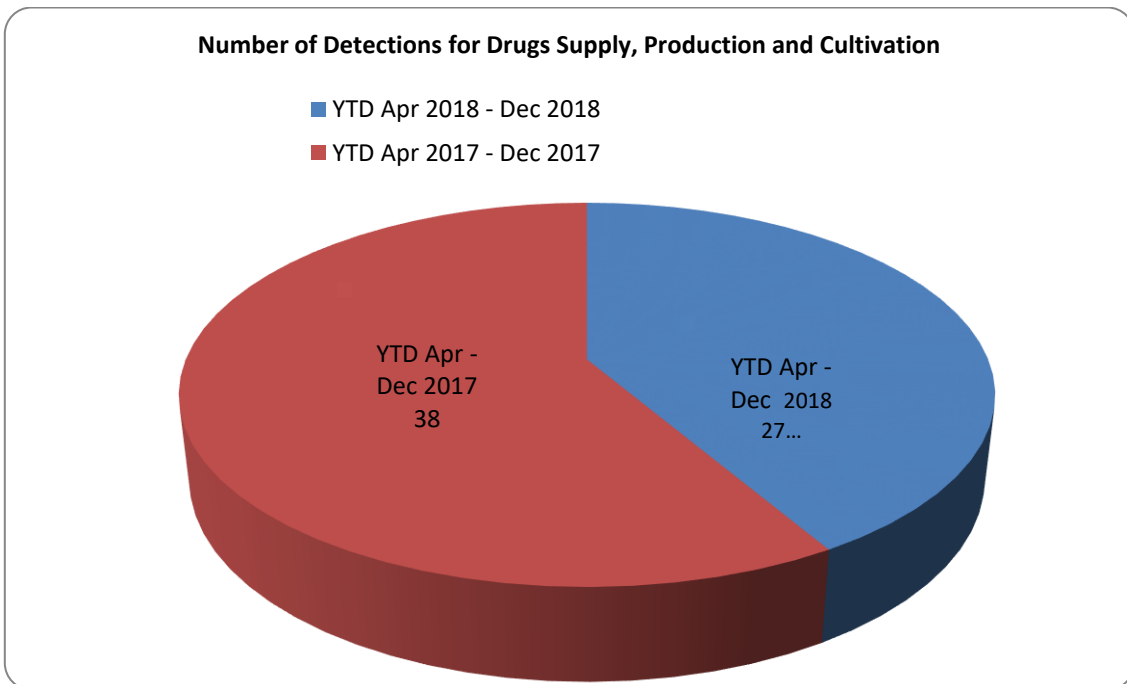
Preventive and educational programmes such as Safe Angus which has run in Angus for 17 years will be key to providing additional support to our young people. Over a 5 week period, every primary 6 child in Angus will attend the training which is supported by a variety of multi-agency partners including Angus Council, Police Scotland, Fire and Rescue Service, Angus Alive, HM Coastguard, Tayside Council on Alcohol, NHS Tayside and Third Sector Partners. Planning for this year's event will shortly commence.

Crimes of Violence

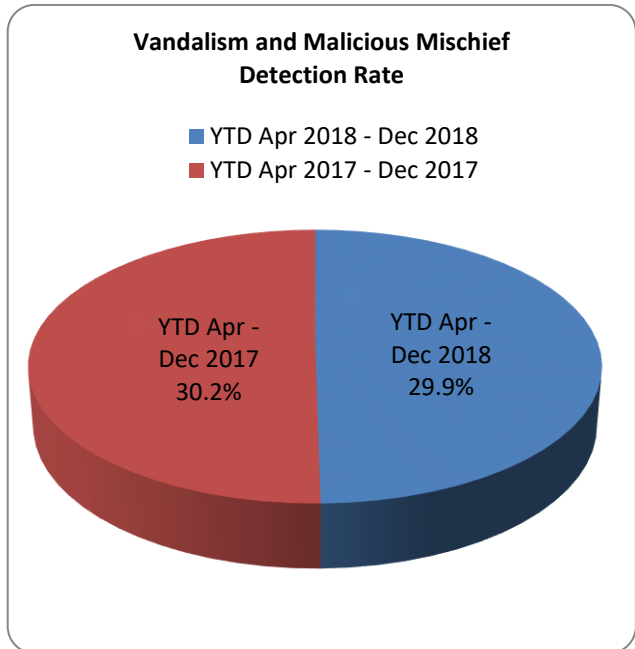
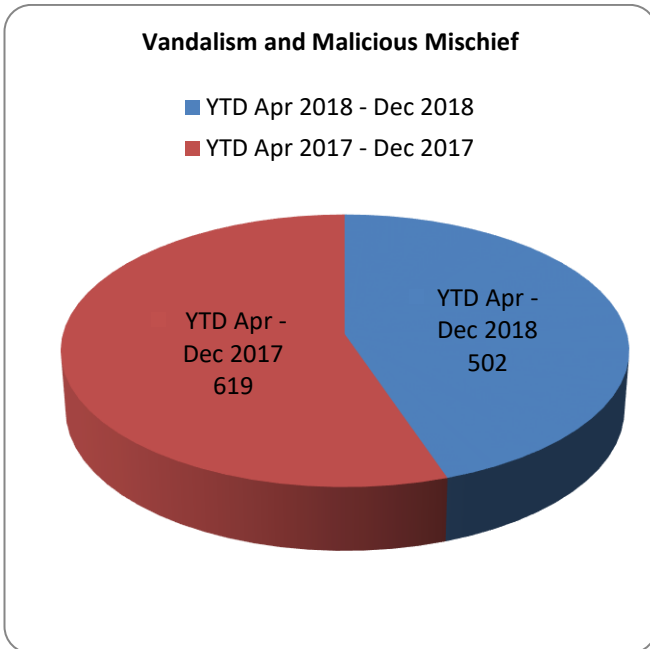
		5 year average	Apr 2018 – Dec 2018	Apr 2017 – Dec 2017	% change from last year
1	Total Number Group 1: Crimes of Violence		79	82	-3.7%
2	Murder		1	0	-
3	Attempted Murder		2	2	0.0%
4	Culpable Homicide (common law)		0	0	-
5	Culpable Homicide (other)		1	1	0.0%
6	Serious Assault detection rate		89.8%	80.4%	9.4%
7	Serious Assault		49	46	6.5%
8	Robbery detection rate		61.5%	68.4%	-6.9%
9	Robbery		13	19	-31.6%
10	Petty (Common) Assault detection rate		73.8%	71.8%	2.0%
11	Petty (common) Assault		899	950	-5.4%



Drugs Supply					
		5 year average	Apr 2018 – Dec 2018	Apr 2017 – Dec 2017	% change from last year
25	Number of detections for drugs supply, production, cultivation.		27	38	-28.9%



Antisocial Behaviour					
		5 year average	Apr 2018 – Dec 2018	Apr 2017 – Dec 2017	% Change from last year
12	Number of complaints regarding disorder	-	3,471	3,774	-8.0%
30	Vandalism & Malicious Mischief detection rate		29.9%	30.2%	-0.3%
31	Vandalism & Malicious Mischief		502	619	-18.9%
32	Number of detections for Consuming Alcohol in a designated place (where appropriate byelaws exist)	-	0	4	-100.0%



Protecting Vulnerable People

Officers continue to conduct welfare and reassurance checks with victims of crime within a recognised safety plan. Preventative visits are also made with perpetrators to ensure bail conditions are being adhered to.

This work is actioned on a daily basis. This can at times be resource intensive but is part of an effective crime reduction and support programme.

In the last quarter, considerable work was conducted as part of the Festive Safety and Festive Policing Plan.

During this month long operation a range of preventative and proactive activity was conducted; including over 200 visits to licensed premises, 11 visits to bookmakers, 18 to fireworks retailers and 7 to filling stations.

52 persons wanted on warrant were targeted with 123 bail curfew visits being completed. A further 36 visits were made to victims and perpetrators of domestic abuse.

All of the above activity can often go unseen but are important aspects of a structured safety plan and keeping our communities safe over the festive period.

Other such resource intensive activity can be enquiries into vulnerable missing persons. Over the reporting period officers have made enquiries into 94 reports of missing persons

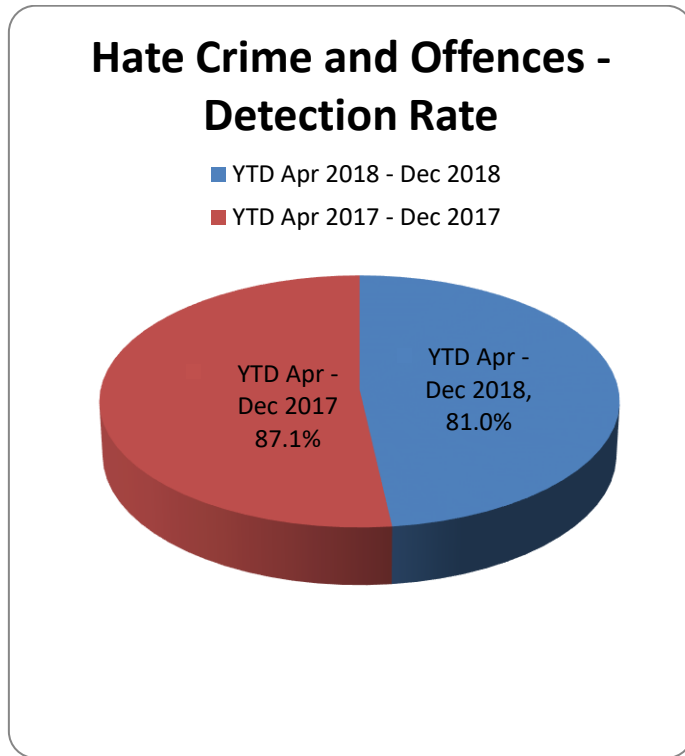
Over the last quarter there was no increase in reported hate crime compared to the previous period. Hate crimes can cover a wide range of incidents including verbal comments. Overall incidents remain low with a detection rate of 81 %.

Over the reporting period there have been 19 recorded reports of racially aggravated conduct compared to 25 for the same period last year. These crime types have a detection rate of 96%.

There have been a number of other crimes recorded with a Hate Crime aggravator or aspect. These are mostly associated with the night time economy, drunkenness and individuals being verbally abused. For the reporting period there have been 36 reports of this kind.

In total for this performance year there have been 55 recorded incidents which is 2 less than the comparable period last year. However, most of the incidents last year were attributable to two individuals so these figures represent an increase in the overall number of different incidents. Police Scotland will continue to monitor this for any underlying trends.

Hate Crime					
		5 year average	Apr 2018 – Dec 2018	Apr 2017 – Dec 2017	% change from last year
19	Hate crime and offences detection rate		81.0%	87.1%	-6.1%



Maintaining Public Safety

Angus officers continue to work with partners, colleagues from the Divisional Road Policing Unit (DRPU) and the Trunk Road Policing Group (TRPG) to tackle road safety and associated crime.

Over the last year there has been considerable emphasis placed on both education and enforcement programmes.

Persons seriously injured on our roads, reduced from 33 to 25 a reduction of 24.2%.

No children were seriously injured on our roads in the last quarter, the total remains at 0 for the year to date figure.

Persons slightly injured has reduced from 95 to 79 for this reporting period. This is a reduction of 16.8 %.

Officers will continue to be involved in speed and casualty reduction operations in our community. This is on our trunk roads, rural roads and within built up areas.

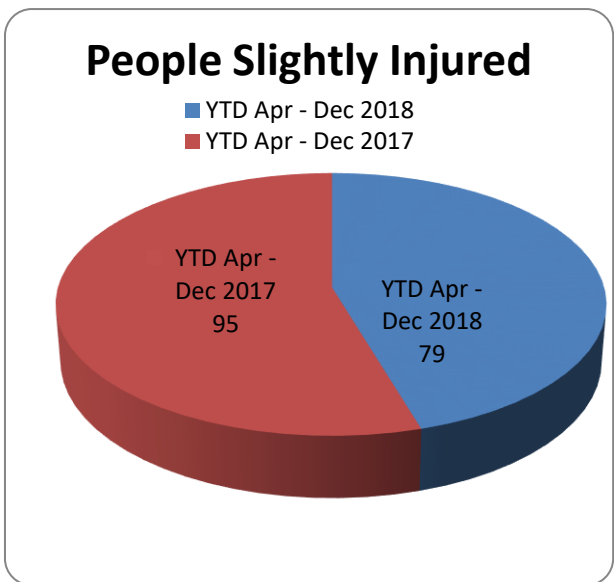
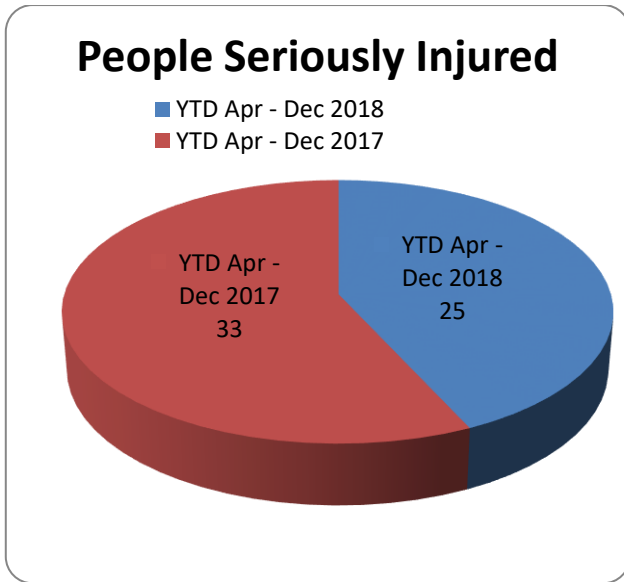
Local Community officers continue to engage with schools and the community, making use of the 'Pop Up Jim's' and 'Pop Up Bairns'. This facility assists with speed detection and education.

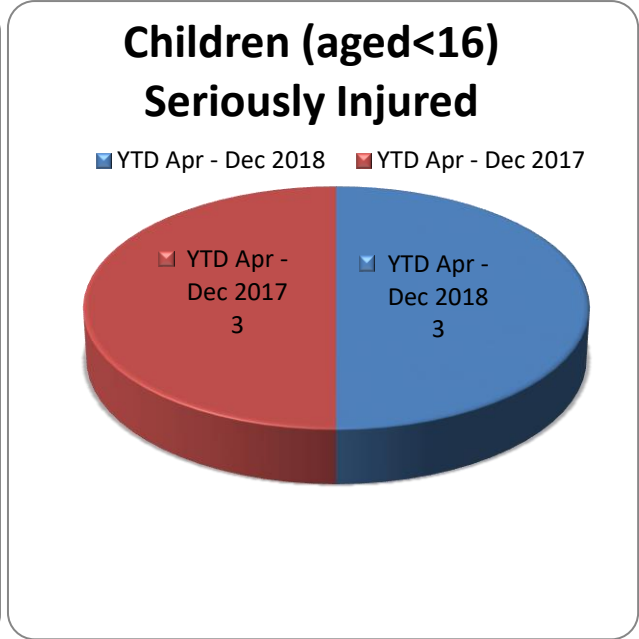
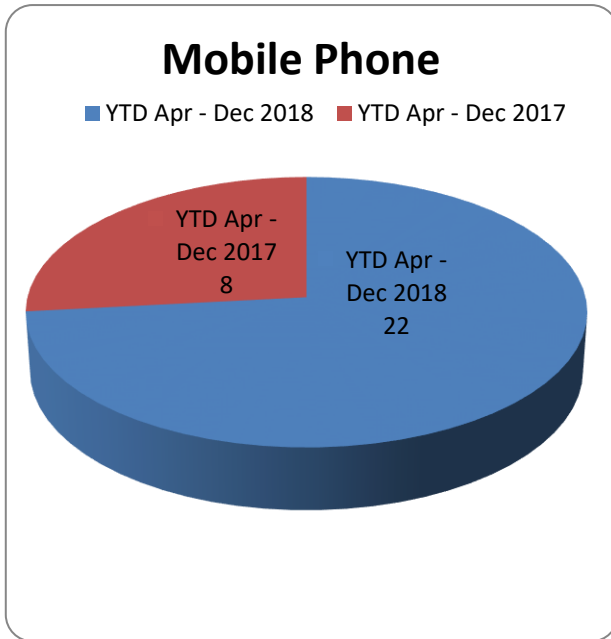
A significant part of the Festive Safety Campaign was Road Safety, during the period 5 drivers were reported for Drunk Driving, 6 were reported for Driving without a license, 3 were arrested for Disqualified Driving, 1 was arrested for Dangerous Driving and 10 reported for Careless Driving. The overall numbers and significance of the offences was disappointing and something Police Scotland and partners will continue to give attention to.

The annual Safe Drive Stay Alive Campaign was held in the Reid Hall in Forfar. This was exceptionally well received and continues to set standards nationally.

In the last quarter officers have made use of Anti- Social Behaviour legislation to target irresponsible and inconsiderate driving. Officers will continue to deploy these tactics where possible.

Road Safety					
		5 year Average	Apr 2018– Dec 2018	Apr 2017– Dec 2017	% Change from last year
N/A	People Killed	-	1	9	-88.9%
N/A	People Seriously Injured	-	25	33	-24.2%
N/A	People Slightly Injured	-	79	95	-16.8%
N/A	Children (aged <16) Killed	-	0	0	-
N/A	Children (aged <16) Seriously Injured	-	3	3	0.0%
36	Dangerous driving		61	53	15.1%
37	Speeding		835	1,650	-49.4%
38	Disqualified driving		34	33	3.0%
39	Driving Licence		134	140	-4.3%
40	Insurance		287	319	-10.0%
41	Seat Belts		44	8	450.0%
42	Mobile Phone		22	8	175.0%





NOT PROTECTIVELY MARKED

	Arbroath East & Lunan			Arbroath West & Letham			Brechin & Edzell			Carnoustie & District		
	Rec	Det	%	Rec	Det	%	Rec	Det	%	Rec	Det	%
Groups 1-5	516	299	57.9%	299	173	57.9%	246	96	39.0%	150	71	47.3%
Overall Violent Crime	239	184	77.0%	95	89	93.7%	82	61	74.4%	61	43	70.5%
Murder/ Attempt Murder	1	1	100.0%	1	1	100.0%	-	-	-	-	-	-
Serious Assault	12	10	83.3%	3	3	100.0%	2	2	100.0%	4	4	100%
Robbery	3	2	66.7%	2	2	100.0%	3	1	33.3%	1	-	0.0%
Common Assault	223	171	76.7%	89	83	93.3%	77	58	75.3%	56	39	69.6%
Knives/ Offensive Weapons	22	22	100.0%	9	8	88.9%	6	4	66.7%	1	1	100%
Drugs Supply/ Production	10	6	60.0%	-	3	-	5	3	60.0%	-	-	-
All Group 2	66	32	48.5%	47	34	72.3%	26	11	42.3%	24	13	54.2%
Housebreaking	18	4	22.2%	18	4	22.2%	12	4	33.3%	5	2	40.0%
Shoplifting	57	52	91.2%	30	24	80.0%	17	11	64.7%	15	13	86.7%
	Forfar & District			Kirriemuir & Dean			Monifieth & Sidlaw			Montrose & District		
	Rec	Det	%	Rec	Det	%	Rec	Det	%	Rec	Det	%
Groups 1-5	350	195	55.7%	177	106	59.9%	128	49	38.3%	319	175	54.9%
Overall Violent Crime	158	105	66.5%	77	62	80.5%	47	27	57.4%	204	146	71.6%
Murder/ Attempt Murder	-	-	-	1	1	100.0%	-	-	-	-	-	-
Serious Assault	7	8	114.3%	3	2	66.7%	3	3	100.0%	15	12	80.0%
Robbery	1	1	100.0%	1	-	0.0%	1	1	100.0%	1	1	100%
Common Assault	150	96	64.0%	72	59	81.9%	43	23	53.5%	188	133	70.7%
Knives/ Offensive Weapons	14	13	92.9%	12	10	83.3%	5	5	100.0%	14	14	100%
Drugs Supply/ Production	1	2	200.0%	5	8	160.0%	1	1	100.0%	4	4	100%
All Group 2	45	34	75.6%	18	11	61.1%	9	7	77.8%	37	19	51.4%
Housebreaking	7	1	14.3%	10	2	20.0%	15	3	20.0%	15	5	33.3%
Shoplifting	43	33	76.7%	13	10	76.9%	7	2	28.6%	29	25	86.2%

Contact Details

Divisional Commander - Chief Superintendent Andrew Todd
D Division HQ
West Bell Street
Dundee

Area Commander - Chief Inspector David McIntosh
Angus Local Policing Area (LPA) HQ
West High Street
Forfar

NOT PROTECTIVELY MARKED