



ANGUS
Health & Social Care
Partnership

Interim Performance Report: Falls Admissions
September 2019

Summary

Admissions to hospital following a fall, in people aged over 65, have been increasing in Angus from 2017. This interim report considers the possible reasons and notes the intention to develop new approaches to falls and where necessary make improvements in the community, following detailed assessment and analysis of the issues.

It is recommended that the Integration Joint Board (IJB) note the content of Appendix 1 Performance Report on Falls Admissions. A further report will be submitted to IJB in February 2020 following further assessment and analysis

Angus IJB considered the Annual Performance Report in June 2019. The report identified positive performance across a range of national and other indicators relevant to delivering the strategic plan. However, the number of admissions to hospital following a fall in people aged over 65, continued to increase in Angus. In particular, the Report identified a marked increase in falls admissions between 2017/18 and 2018/19 which was different from the underlying national trend and unexplained. The IJB asked for this to be further considered and a report provided at a future meeting.

It is recommended that additional balancing measures are identified in annual performance reports.

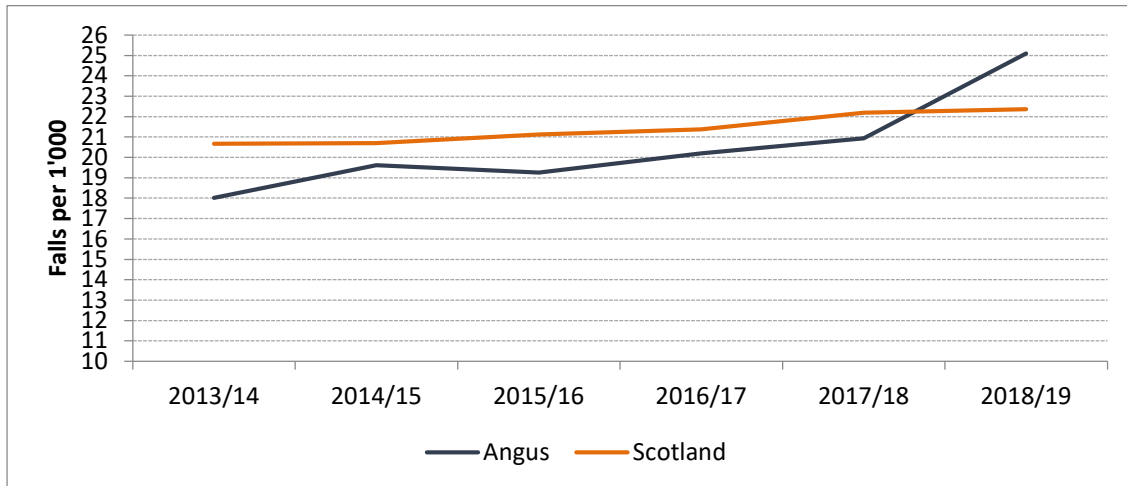
Introduction

The Annual Performance report 2018-19 highlighted improvement in Angus across a range of measures. However, performance in relation to falls admissions had deteriorated. At the time we could not explain this deterioration. An initial review of the situation has been undertaken to identify the reasons for the change and how we might address this going forward.

Falls Admissions

The rate of admissions following a fall in Angus has continued to increase. 2018/19 is the first year where the Angus performance has deteriorated beyond the Scottish average due to a marked increase in numbers between 2017/18 and 2018/19.

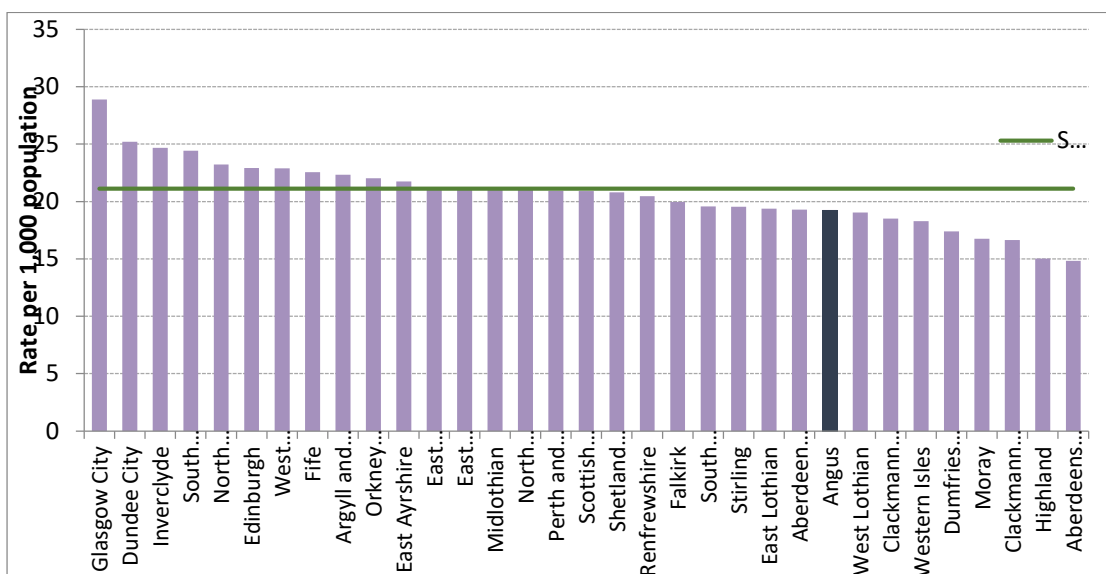
Graph 1 Rate of Falls admissions per 1,000 population for people aged over 65



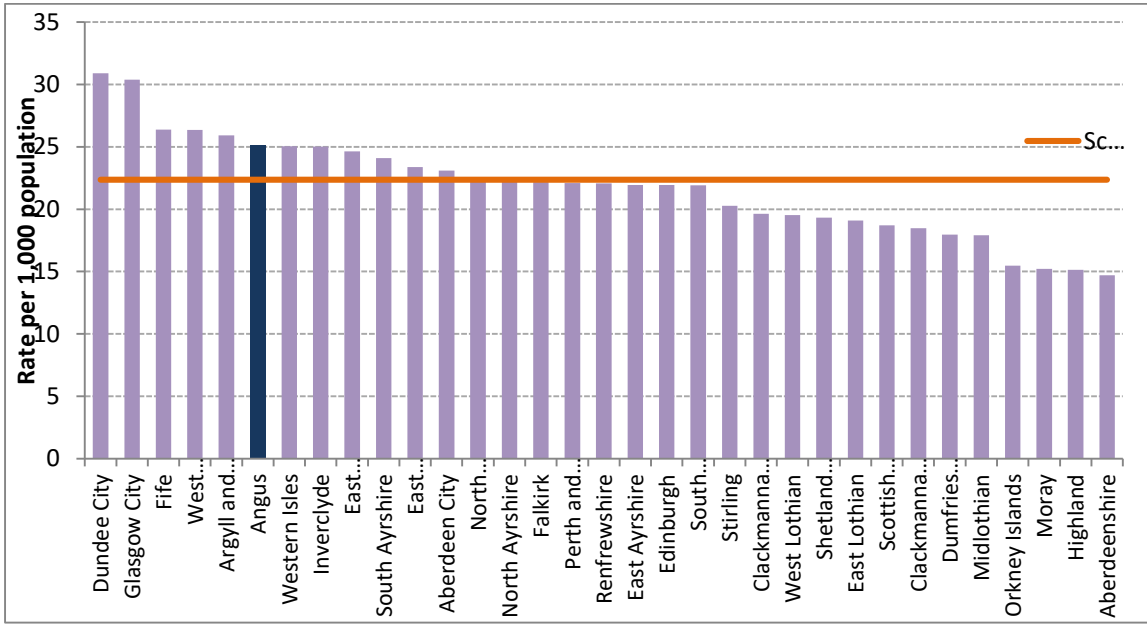
During 2018/19 the rate of admissions following a fall for people aged over 65 in Angus is 25.3 per 1,000 population. This is a 33% increase on the 2015/16 level and 23% increase on 2017/18. The rate of falls admissions in Angus is now higher than the Scottish average. The level of falls in our communities contribute to hospital admissions. The number of admissions following a fall account for 6.6% of all admissions in an emergency although this proportion has been increasing.

The effect on the Angus HSCP overall performance relative to Scotland can be seen in Graphs 2 and 3 below.

Graph 2 Falls admissions (65+) ranked by Partnership area 2015-16



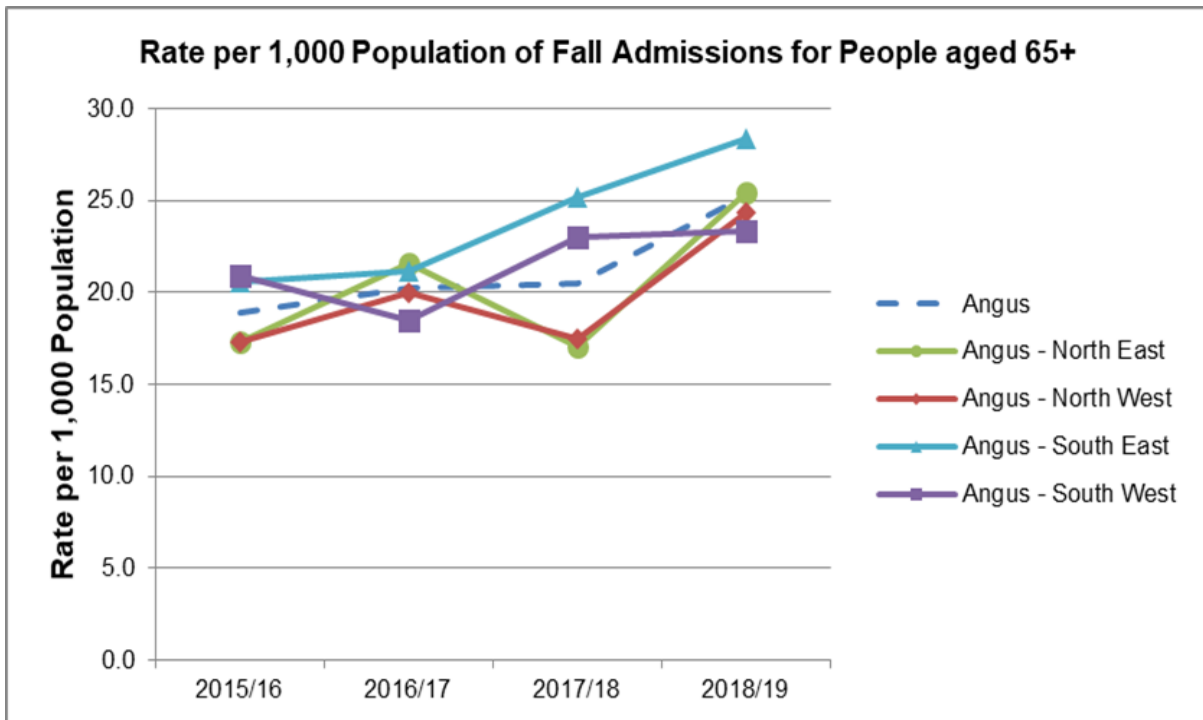
Graph 2 Falls admissions (65+) ranked by Partnership area 2018-19



In nine of the twelve months of 2018, the falls admission rate for Angus was higher than the Scotland rate. This compares with only two months of 2017 where the Angus rate was higher than the Scotland rate. There were more falls in admissions in 2018 than 2017 for every month of the year, particularly in the winter months.

Of particular interest is the change between 207/18 and 2018/19. There is variation between the four localities.

Graph 4 Rate of Falls Admission by Locality

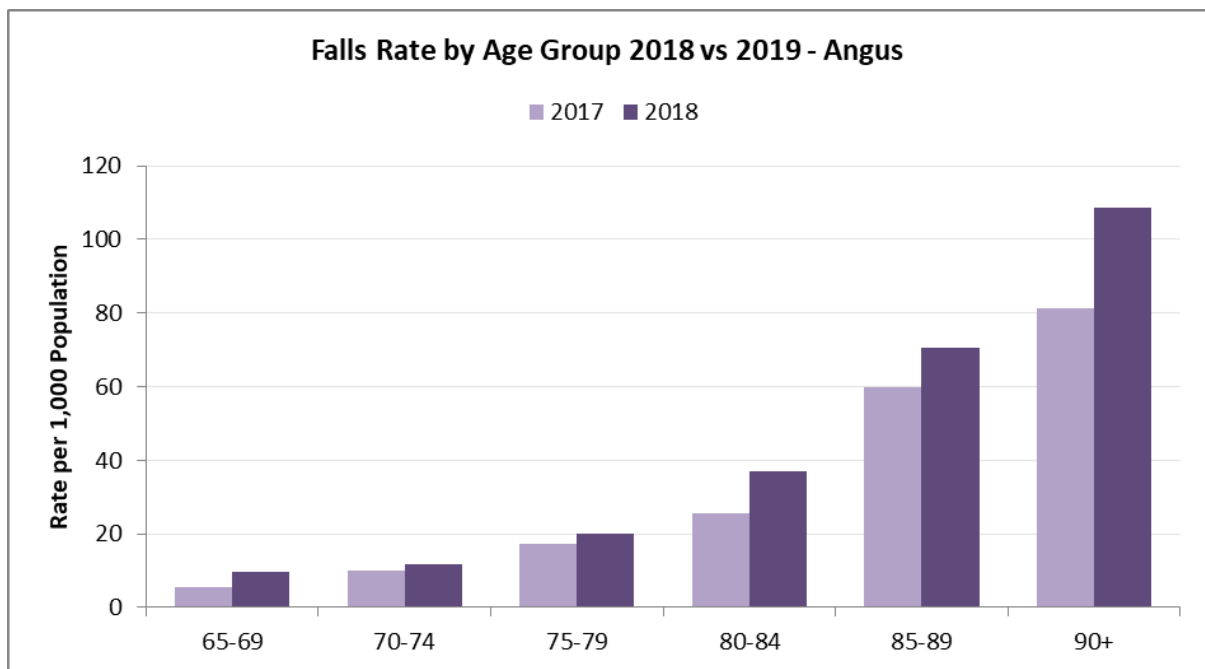


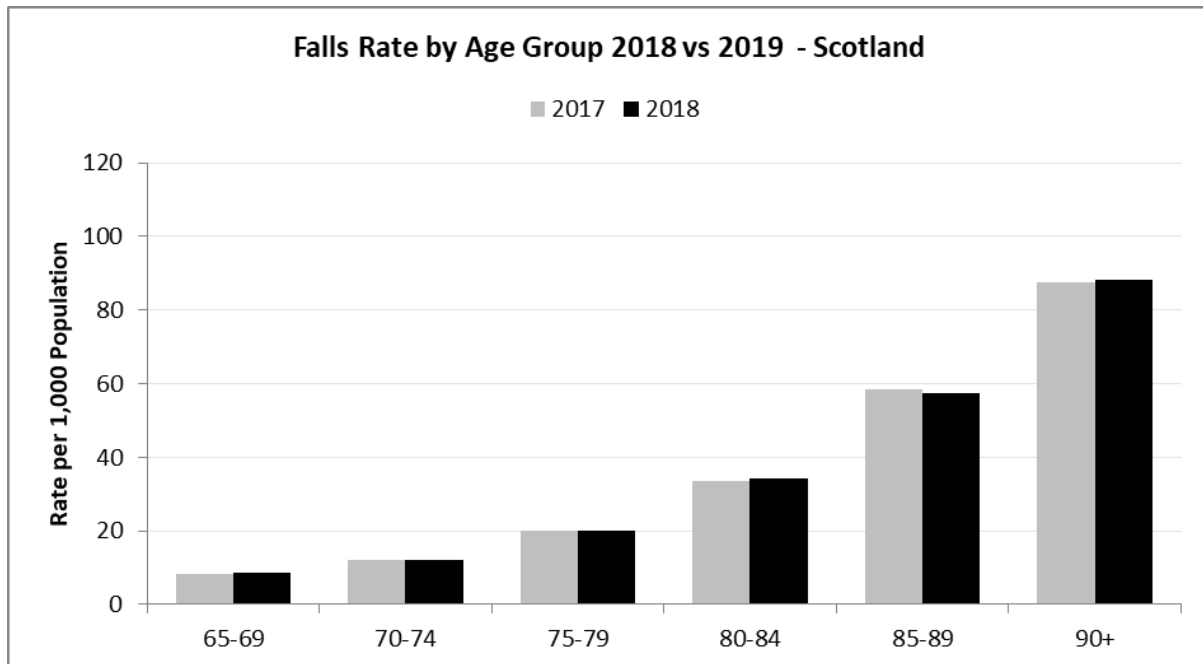
The Angus Population

	Angus		Scotland
65+ population as % of all population	26805	23%	18.8%
75+ population as a % of the population 65+	11,953	10.3%	8.4%
85+ population as a % of the population 65+	3460	12.9%	12%
Over 65 households	22,003	10.2%	7.8%
65+ one person households as a percentage of all 65+ households	7,427	14.4%	13.1%

From our population data we know that Angus has a higher proportion of people aged over 65. More of those people are likely to be over 75 years and over 85 years than in Scotland as a whole. They are also more likely to live alone.

Graph 5 Falls Admission Rate by Age Group in Angus



Graph 6 Falls Admission Rate by age group in Scotland

While the falls admission rates by age group were not significantly different at Scotland level between 2017/18 and 2018/19, the falls rate in Angus increased with age during the same time period. The greatest increases in rates and numbers of falls admissions seen in the 80+ age groups, with 46 more falls admissions in 2018 for those aged 80-84 and 36 more falls admissions in 2018 for those aged 90+. The numbers of patients who had at least one fall admission during the calendar year also increased with age, with the greatest increase seen in the 80-84 age group (41 more patients in 2018) and 90+ age groups (31 more patients in 2018).

In Angus:

45% of all admissions from a fall in older people relate to people aged over 85 years.

84.9% of people 75+ live at home unsupported (without any social care support). This is higher than the Scottish average of 83.4%.

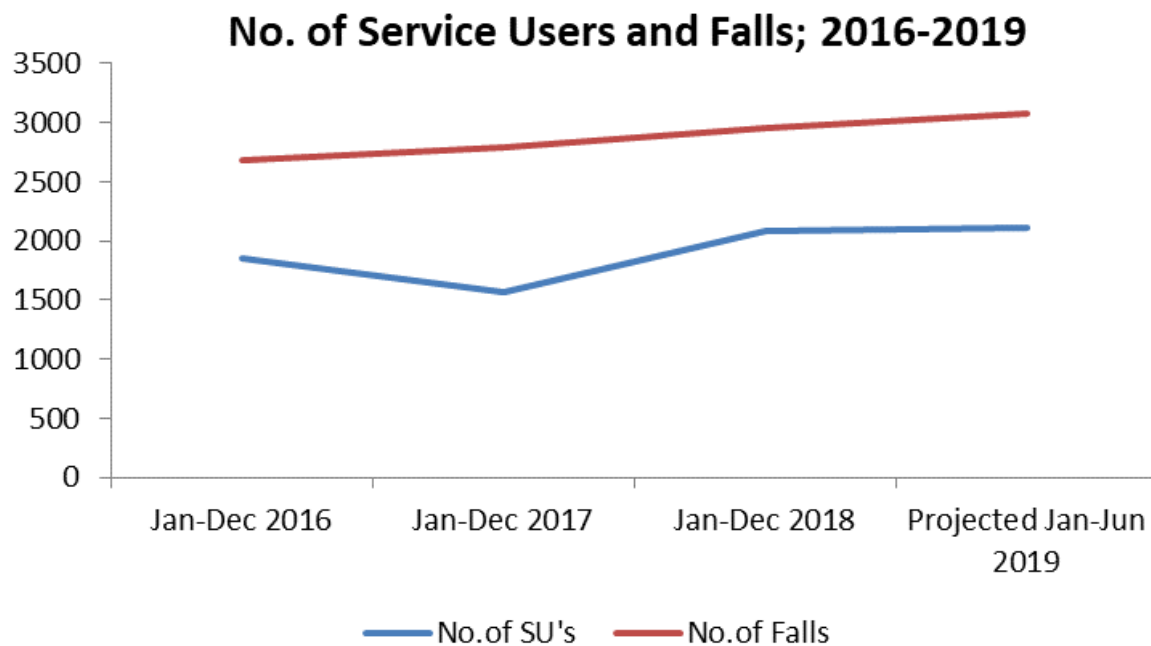
83.2% of people aged 85+ live at home.

Angus supports a higher proportion of older people to continue to live at home. It is recognised this is not risk free.

Falls and Community Alarm

Community Alarm is a home response service supporting 3488 people over 65. The teams typically respond to 250 fall incidents every months involving 175 people. Community Alarm refers more people to the Falls Service than all other referrers. Further analysis and review of the communication pathway will be undertaken.

Analysis thus far has confirmed that most falls in the home are due to slips and trips.

Graph 7 Service users and falls supported by community alarm.

Community Alarm did not experience the same increase in people experiencing falls or falls attendances that were seen in falls admissions between 2017/18 and 2018/19.

Falls and the Scottish Ambulance Service (SAS)

Falls - Over 65s						
		Incident Count	Referred	% Referred	Conveyed	% Conveyed
2,018	July	73			44	60.3%
2,018	August	71			45	63.4%
2,018	September	82			42	51.2%
2,018	October	76			45	59.2%
2,018	November	81	Under 5		47	58.0%
2,018	December	68	Under 5		41	60.3%
2,019	January	69			37	53.6%
2,019	February	49	Under 5		20	40.8%
2,019	March	69			37	53.6%
2,019	April	68	Under 5		40	58.8%
2,019	May	74	Under 5		29	39.2%
2,019	June	72			40	55.6%
Sum:		852	5	0.6%	467	54.8%

The position in relation to falls incidents attended by Scottish Ambulance Service (SAS) and the number of people conveyed to hospital has remained similar in 2018/19 to the position in 2017/18. The Scottish Ambulance Service has not experienced the same increase in service demand as has been seen in falls admissions. As part of the improvement plan for falls we know that we have to improve our joint working with SAS who are not fully utilising the falls resources that are available. Only 0.6% of people received a referral to the Falls Service.

The Falls Service

Following a falls assessment the Falls Service aim to work with individuals with the aim of reducing the risk of further falls. Referrals to the Falls Service are increasing.

Referrals to the Falls Service

	2017	2018	2019*
GP	55	100	56
Community Alarm	449	801	323
MIIU	26	16	5
PT	20	5	10
OT	8	11	4
SAS	27	23	11
Care Home	3	3	4
MFTE	28	5	2
SW & Health	6	7	3
Self-referral	3	9	5
Community Nursing	15	6	3
Other	292	384	106

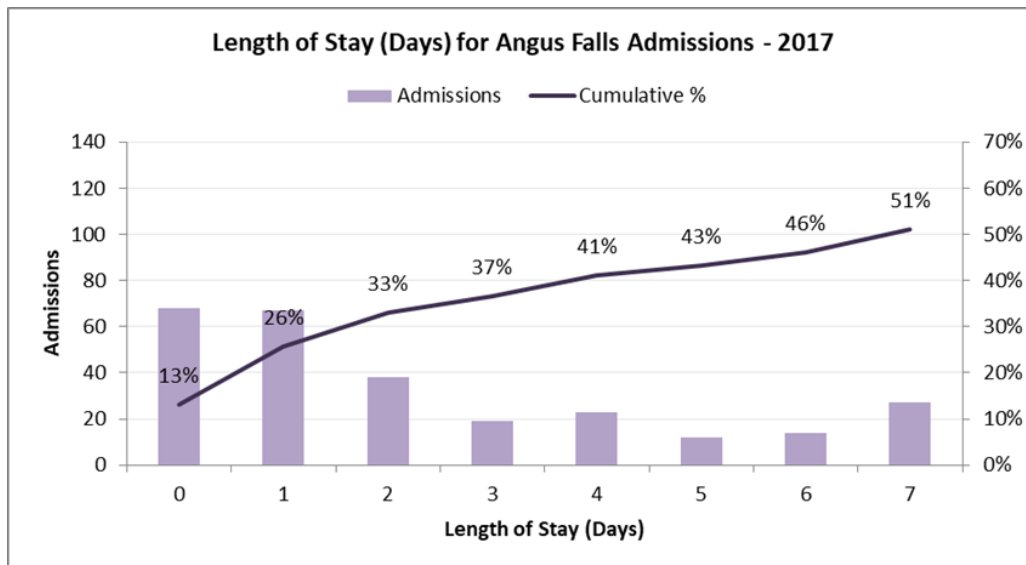
People referred to the Falls Service are in contact with the service within 7 days. SAS referrals are prioritised and triaged either the same day/ next working day if referred out of hours.

Preventative work within the Falls Service now encourages referral prior to the first fall rather than being a purely reactive service.

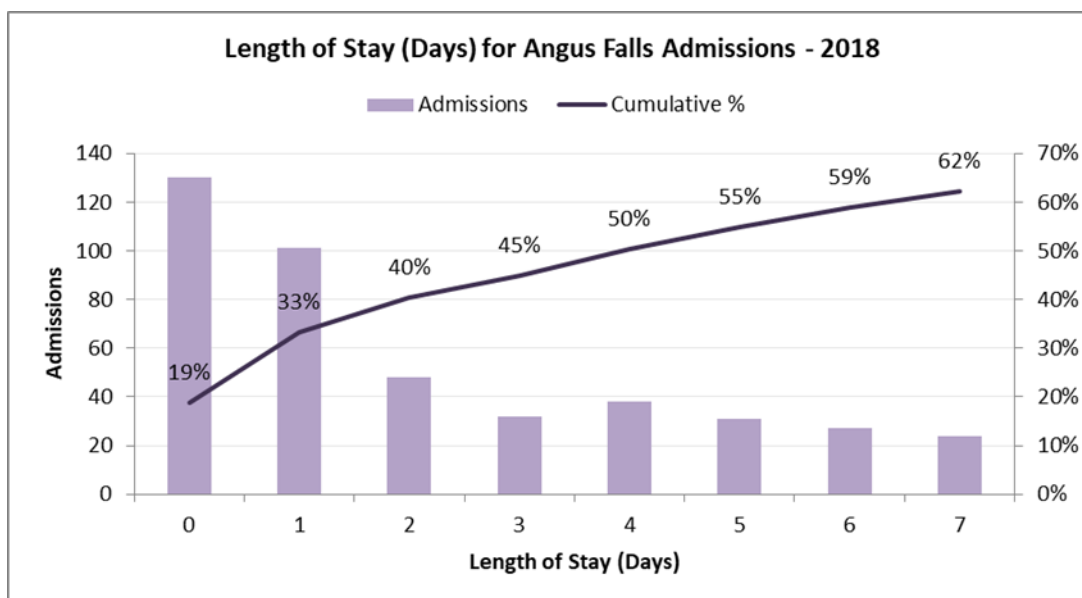
Further work is ongoing to continue to develop the various referral pathways into the service.

Length of stay following admission

Graph 8 length of stay following a falls admission 2017



Graph 9 Length of stay following a falls admission 2018



The percentage of people admitted with a fall who were discharged the same day increased in Angus from 13% in 2017 to 19% in 2018. The percentage of admissions who were discharged either the same or following day increased in Angus from 26% to 33%. Overall, the number of admissions discharged within 7 days increased from 51% to 62%. This level of increase was not seen in the Scotland data. It suggests an increase in the number of people admitted who are healthy. This suggests that there has been a change in the way people are supported once they reach hospital or a change in recording practices.

To support A&E services, Medicine for the Elderly introduced an Acute Frailty Ward area which allows for the assessment of older people directly by a Medicine for the Elderly Team. The move of an individual from A&E into a ward area is then calculated as an admission. This assessment process would explain the marked increase in admissions of one day or less from 2017/18 to 201/19 and also explains the marked increase in overall falls admissions. This improvement in the pathway for people attending A&E provides access to Medicine for the Elderly assessment before an individual returns home.

Next Steps

We understand some of the issues behind the increasing falls rate in Angus and recognise improvements in the A&E/ MFE pathway that have led to the marked increase in falls admission in 208/19. We can see an increase in older people who are continuing to live at home for longer and are likely to be living alone. A range of national agencies including Information Services Division (ISD), Health Improvement Scotland ihub, the Scottish Government Office of the Chief Designer and FutureGov have all agreed to work with Partnership Officers Angus to further explore improvement opportunities in the area of falls and the management of falls.

Vivienne Davidson

Gail Smith

Principal Planning Officer

Head of Community Health & Care Services (North Angus)

October 2019