



QUARTERLY MONITORING REPORT

Covering the activities and performance in support of the Local Fire and Rescue Plan for Angus



SCOTTISH
FIRE AND RESCUE SERVICE
Working together for a safer Scotland

Quarter Two: 2019/20

**Working together
for a safer Scotland**



ABOUT THE STATISTICS IN THIS REPORT

The activity totals and other statistics quoted in this report are provisional in nature and subject to change as a result of ongoing quality assurance and review.

Because all statistics quoted are provisional there may be differences in the period totals quoted in our reports after original publication which result from revisions or additions to the data on our systems.

From 2015-16 onwards responsibility for the publication of end-year statistical data transferred from the Scottish Government to the Scottish Fire and Rescue Service (SFRS). This change of responsibility does not change the status of the figures quoted in this and other SFRS reports reported to the Committee.

TABLE OF CONTENTS	PAGE
Introduction	5
Quarterly Performance Summary	6
Quarterly Performance Highlights	7
Priority 1 - Improving Fire Safety in The Home	8
HI 1 – Accidental Dwelling Fires (ADF)	8
HI 2 – ADF Fatal Casualties	8
HI 3 – ADF Non-Fatal Casualties	8
Priority 2 - Improving Fire Safety and Resilience in the Business Community	10
HI 4 - Non-Domestic Building Fires	10
HI 5 – Fatal Casualties in Non-Domestic Buildings	10
HI 6 – Non-Fatal Casualties in Non-Domestic Buildings	10
Priority 3 - Minimising the Impact of Unintentional Harm	12
HI 7 – Road Traffic Collision (RTC) Incidents	12
HI 8 – Fatal RTC Casualties	12
HI 9 – Non-Fatal RTC Casualties	12
Priority 4 - Reducing Unwanted Fire Alarm Signals	14
HI 10 – Unwanted Fire Alarm Signals (UFAS)	14
Priority 5 - Reducing Deliberate Fires	16
HI 11 – Deliberate Primary Fires	16
HI 12 – Deliberate Secondary Fires	16
Priority 6 - Effective Risk Management and Operational Preparedness	18
Appendix 1: Community Safety Engagement Programmes	19
Appendix 2: Notable Event – Residential Caravan Safety	21

This page is intentionally blank

INTRODUCTION

This is the quarter two monitoring report covering the SFRS's performance and activities in support of the six priorities in the Local Fire and Rescue Plan for Angus, namely:

- Priority 1 - Improving fire safety in the home
- Priority 2 - Improving fire safety and resilience in the business community
- Priority 3 - Minimising the impact of unintentional harm
- Priority 4 - Reducing unwanted fire alarm signals
- Priority 5 - Reducing deliberate fires
- Priority 6 - Effective risk management and operational preparedness













As well as supporting the six priorities in the Local Fire and Rescue Plan for Angus, this monitoring report shows how SFRS activities and performance contribute to the wider priorities of the Angus Council Community Planning Partnership (CPP), as set out in the Angus Local Outcome Improvement Plan (LOIP).

The figures in this report are provisional, to provide the Committee with the SFRS's direction of travel in the Angus area, in terms of performance against headline indicators and targets. Most figures will not change; however, members should note that there may be some small variations for some indicators when the final confirmed figures are published by the SFRS.




The Angus Council Scrutiny and Audit Committee agreed the new Local Fire and Rescue Plan for Angus on 22 September 2017, covering the 3-year period from 01 October 2017 to September 2020. In support of delivering the priorities in this plan, 12 headline indicators and targets have been set, and form the basis of this quarterly monitoring report.

PERFORMANCE SUMMARY

The table below provides a summary of 2019/20 quarter two activity and year to date (YTD) progress, based on annual targets set against headlines indicators. It aims to provide – at a glance – our direction of travel during the current reporting year.

Q2: All Incidents Attended - 444		
<p>HI 1 Accident Dwelling Fires</p>  <p>Q2 – 18 Incidents YTD – 36 Incidents Annual Target – below 83</p>	<p>HI 2 ADF Fatal Casualties</p>  <p>Q2 – 0 YTD – 0 Annual Target – 0</p>	<p>HI 3 ADF Non-Fatal Casualties</p>  <p>Q2 – 0 YTD – 2 Annual Target – below 19</p>
<p>HI 4 Non-domestic Building fires</p>  <p>Q2 – 4 Incidents YTD – 10 Incidents Annual Target – below 16</p>	<p>HI 5 Fatal Casualties in Non-Domestic Building Fires</p>  <p>Q2 – 0 YTD – 0 Annual Target – 0</p>	<p>HI 6 Non-Fatal Casualties in Non-Domestic Building Fires</p>  <p>Q2 – 0 YTD – 0 Annual Target – 0</p>
<p>HI 7 Road Traffic Collisions (RTC)</p>  <p>Q2 – 19 Incidents YTD – 28 Incidents Annual Target – below 56</p>	<p>HI 8 Fatal RTC Casualties</p>  <p>Q2 – 1 YTD – 2 Annual Target – below 3</p>	<p>HI 9 Non-Fatal RTC Casualties</p>  <p>Q2 – 11 YTD – 14 Annual Target – below 35</p>
<p>HI 10 Unwanted Fire Alarm Signals</p>  <p>Q2 – 104 Incidents YTD – 204 Incidents Annual Target – below 355</p>	<p>HI 11 Deliberate Primary Fires</p>  <p>Q2 – 13 Incidents YTD – 24 Incidents Annual Target – below 23</p>	<p>HI 12 Deliberate Secondary Fires</p>  <p>Q2 – 13 Incidents YTD – 56 Incidents Annual Target – below 105</p>

YTD Performance, Based on Annual Target

	Below target
	Less than 10% above target
	More than 10% above target

PERFORMANCE HIGHLIGHTS

Of the 12 headline indicators and targets, the following performance should be noted for quarter two 2019/20:

- The number of **Accidental Dwelling Fires (ADF)** was low when compared to the 3-year average. There is evidence of a downward trend in the number of ADF's emerging. During quarter two, over half of ADF's we classed as low severity, requiring little or no intervention from the Service.
- There were zero **ADF Fatalities**, and zero **ADF Casualties** during quarter two. There is evidence of a downward trend in the number of ADF Casualties emerging. We have been visiting residential caravan parks in Angus to offer advice on fire safety which is covered in Appendix 2.
- The number of **Non-Domestic Building Fires** during quarter two was 4 and therefore average for that quarter. **Non-domestic Fire Fatalities and Non-Fatal Fire Fatalities** were zero, and therefore continue to stay very low. Angus has a low rate of non-domestic fires when compared to other local authority areas.
- We attended **19 Road Traffic Collision's (RTC)** during quarter two – a higher number when compared to the 3-year average of 15 RTC's for quarter two. There was **one RTC Related Fatality, and 11 RTC Related Injuries** – the latter slightly above the 3-year average for that quarter.
- We dealt with **104 Unwanted Fire Alarm Signals (UFAS)** during quarter two – Nearly 25% of all incidents we attended during the quarter. We have been making some progress towards reducing UFAS, and for 2019/20 we aim to reduce these incidents further.
- A total of **13 Deliberate Primary Fires** were reported during quarter two, which is well above the 3-year average for the quarter. There were **13 Deliberate Secondary Fires** reported during quarter two, which is a large decrease of 43 when compared to the last quarter, and below the 34 deliberate secondary fires we experienced same quarter last year. There has been a decrease in deliberate fires in and around the Strathmartine area.

PRIORITY 1 - IMPROVING FIRE SAFETY IN THE HOME

HI 1 – Accidental Dwelling Fires (ADF)

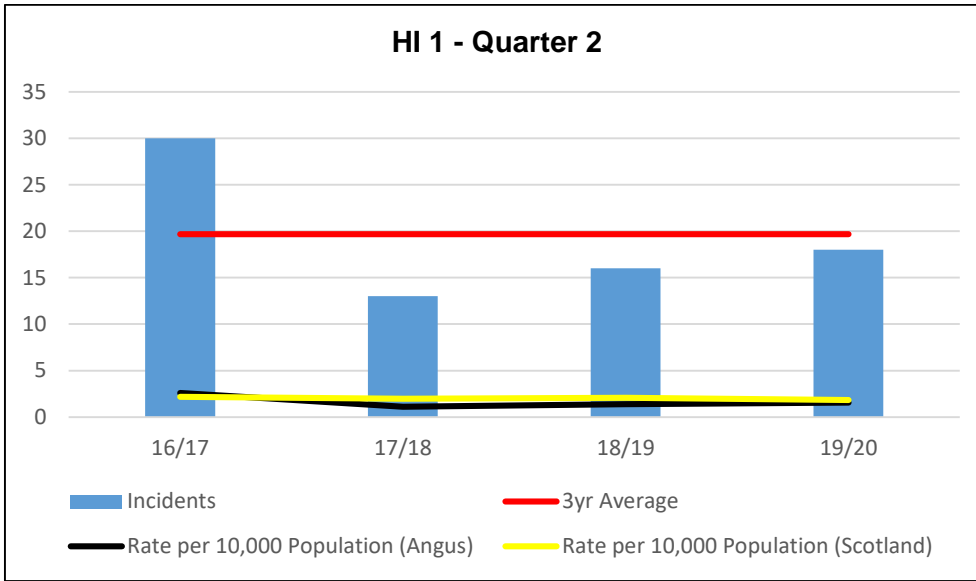


Table 1: Year to Date (April to September 2019) Performance

	16/17	17/18	18/19	19/20	YTD	Annual Target
HI 1: ADF's	51	29	35	36	Green	83

HI 2 - ADF Fatal Casualties & HI 3 - ADF Non-Fatal Casualties

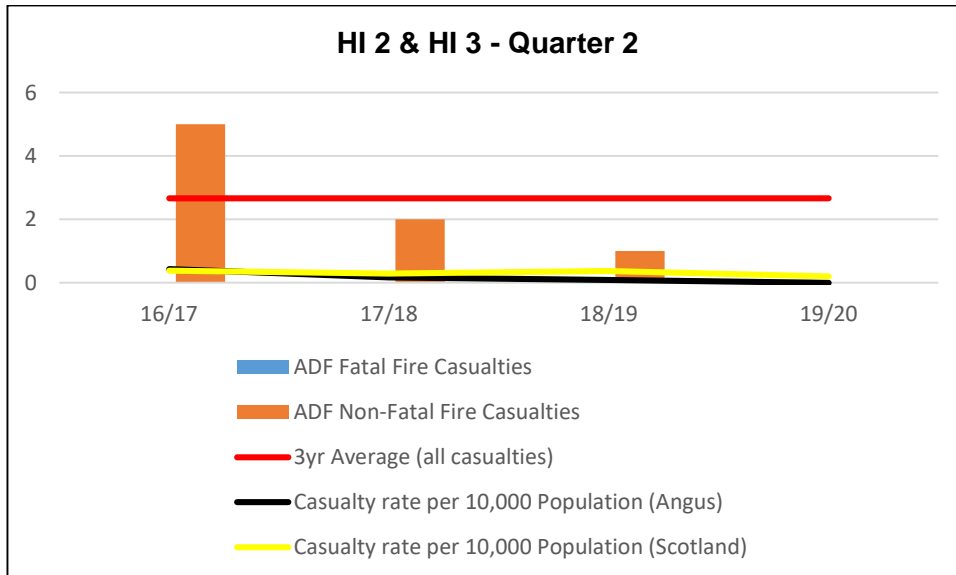


Table 2: Year to Date (April to September 2019) Performance

	16/17	17/18	18/19	19/20	YTD	Annual Target
HI 2: ADF Fatal Casualties	0	0	1	0	Green	0
HI 3: ADF Non-Fatal Casualties	6	4	8	2	Green	19

Indicator Description

The largest single type of primary fire in Angus is accidental fires in the home and their prevention is a key focus of the Service's community safety activity.

HI 1 – Accidental Dwelling Fires (ADF)

As a headline target, the aim is to reduce the rate of ADF's, in a growing Angus population and changing demographics, by keeping these fires **below 83**, each year.

HI 2 – ADF Fatal Casualties

This indicator counts those people for whom fire has been clearly identified as the cause of death, even if they die some-time after the actual fire. Those who die at, or after, the fire but where fire is **not** identified as the cause of death are not included in these figures. As a headline target, the aim is to have **Zero ADF Fatal Casualties**, in Angus each year.

HI 3 – ADF Non-Fatal Casualties

This headline target counts all types of non-fatal fire injury in the home, including precautionary checks. As a headline target, the aim is to reduce the risk of injury from fire in the home, in an increasing Angus population, by keeping fire injuries **below 19**, each year.

What we aim to Achieve

As well as helping to deliver Priority One: *Improving Fire Safety in the Home*, meeting the headline targets will also support a long-term ambition in the Angus LOIP: *To be in the top five Scottish local authority areas for least rate of primary dwelling fires by 2030*.

We also link this headline target to improving the following Angus LOIP outcomes:

- Safe, secure, vibrant and sustainable communities
- Improved physical, mental and emotional health and well-being
- An enhanced, protected and enjoyed natural and built environment

Performance Management

There were 18 ADF's during quarter two, which is below average for that quarter. Over half of these ADF's were classed as low severity, requiring no or very little intervention from the fire service. The remainder required firefighting intervention. Cooking continues to be the main cause of ADF's we attend, with over half of all ADF's being attributed to cooking. Based on our target of keeping ADF's below 83 each year, we are currently showing green for achieving the HI 1 annual target.

There were zero ADF Fatal Casualties during quarter two, and therefore show green for achieving the HI 2 annual target.

There were zero ADF Non-Fatal Casualties during quarter two, which is below the average for that quarter. Based on our target of keeping fire injuries below 19 each year, we are currently showing green for achieving the HI 3 annual target. As identified in previous quarterly reports, there is evidence of a downward trend in the number of ADF Non-Fatal Casualties emerging.

In support of the targets, Appendix One, details a range of our activities during quarter two, including completing 331 Home Fire Safety Visits (HFSV's) of which 126 were classed as high risk targeting the most vulnerable people in our communities.

During quarter two, we targeted our home safety visit service in residential caravan parks across Angus, and 60 Home Fire Safety Visits were conducted as a result (See Appendix Two). This initiative will continue into quarter three, targeting individuals and families who may be more vulnerable to fire because of factors such as poor health and social isolation.

PRIORITY 2 – IMPROVING FIRE SAFETY AND RESILIENCE IN THE BUSINESS COMMUNITY

HI 4 – Non-Domestic Building Fires

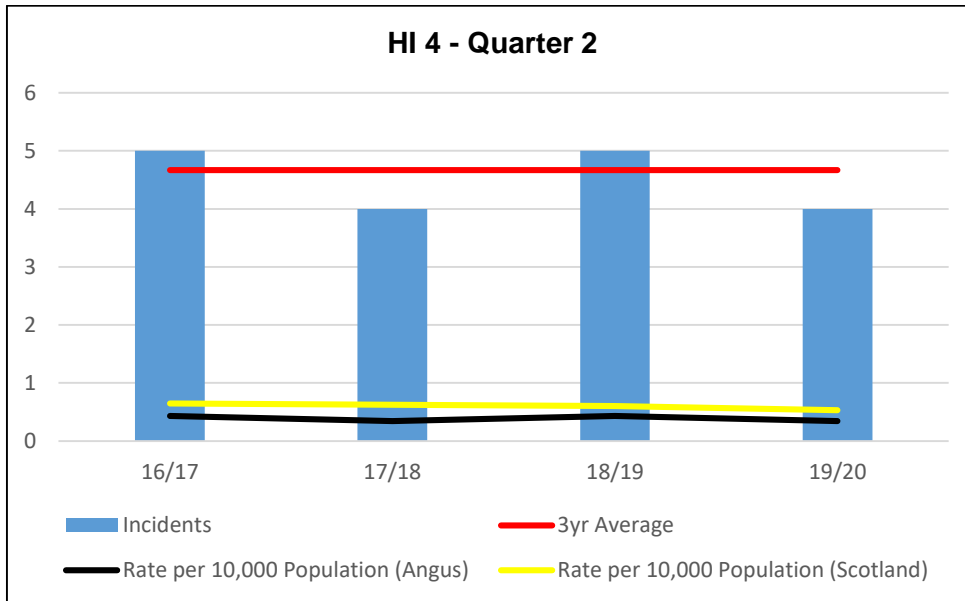


Table 3: Year to Date (April to September 2019) Performance

	16/17	17/18	18/19	19/20	YTD	Annual Target
HI 4: Non-Domestic Building Fires	10	9	8	10	Red	16

HI 5 – Fatal Fire Casualties in Non-Domestic Buildings & HI 6 – Non-Fatal Fire Casualties in Non-Domestic Buildings

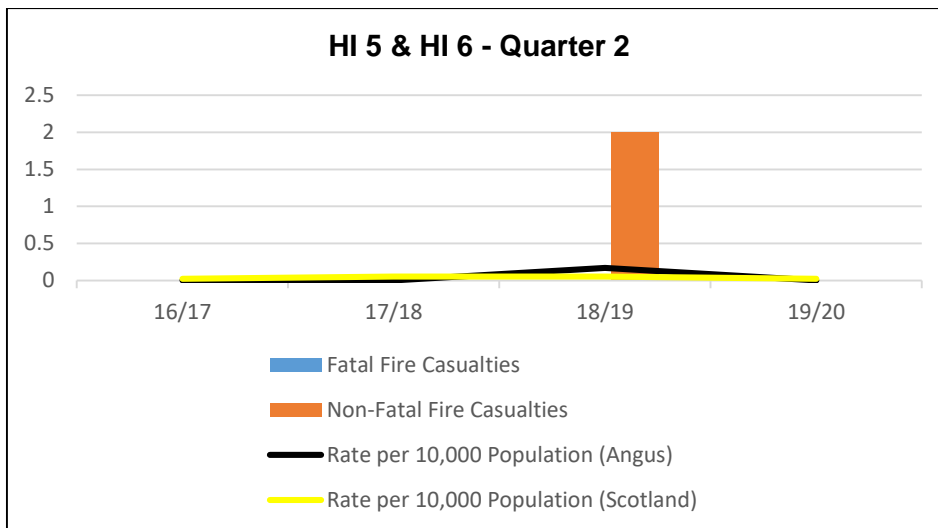


Table 4: Year to Date (April to September 2019) Performance

	16/17	17/18	18/19	19/20	YTD	Annual Target
HI 5: Fatal Fire Casualties	0	0	0	0	Green	0
HI 6: Non-Fatal Fire Casualties	0	0	2	0	Green	0

Indicator Description

These headline indicators and targets cover the types of non-domestic buildings applicable to Part 3 of the Fire (Scotland) Act 2005 ('The Act') (e.g. care homes, hotels and hospitals) and is designed to reflect the effectiveness of fire safety management in respect of these types of buildings.

HI 4 - Non-Domestic Building Fires Applicable to the Act

As a headline target, the aim is to reduce the rate of accidental fires in non-domestic buildings (where The Act applies), by keeping these fires **below 16**, in Angus each year.

HI 5 – Fatal Fire Casualties in Non-Domestic Building Fires Applicable to the Act

This indicator counts those people for whom fire has been clearly identified as the cause of death, even if they die sometime after the actual fire. Those who die at, or after, the fire but where fire is **not** identified as the cause of death are not included in these figures. As a headline target, the aim is to have **Zero Fatal Fire Casualties** in non-domestic buildings applicable to the Act, in Angus each year.

HI 6 – Non-fatal Fire Casualties in Non-Domestic Building Fires Applicable to the Act

This headline target counts all types of non-fatal fire injury in non-domestic buildings, including precautionary checks. As a headline target, the aim is to have **Zero Non-Fatal Fire Casualties** in non-domestic buildings applicable to the Act, in Angus each year.

What we aim to Achieve

As well as helping to deliver Priority Two: *Improving Fire Safety and Resilience in the Business Community*, we also link this headline target to improving the following Angus LOIP outcomes:

- Safe, secure, vibrant and sustainable communities
- An inclusive and sustainable economy
- An enhanced, protected and enjoyed natural and built environment

Performance Management

There were 4 accidental fires in non-domestic buildings during quarter two, which is average for that quarter. On investigation, the main causes of fire were faulty equipment and overheating. Of the 4 fires, 3 were classed as low severity fires where there was minimal fire damage and firefighting intervention required whilst the other was limited to the room of origin. Based on our target of keeping these fires below 16 each year, we are currently showing red for achieving the HI 4 annual target within the year to date.

There were zero Non-Domestic Fatal Casualties during quarter two. Based on our target of zero Fatal Casualties for the year end, we are currently showing green for achieving the HI 5 annual target.

There were zero Non-Domestic Non-Fatal Casualties during quarter two. Based on our target of zero Non-Fatal Casualties for the year end, we are currently showing green for achieving the HI 6 annual target.

During quarter two, 26 fire safety audits were targeted at non-domestic premises, to ensure compliance with fire safety regulations. This included conducting post fire audits at the premises affected by fire during quarter two, dealing with complaints and focussing audits on premises critical to local infrastructure, our economy and heritage.

PRIORITY 3 – MINIMISING THE IMPACT OF UNINTENTIONAL HARM

HI 7 – Road Traffic Collision (RTC) Incidents

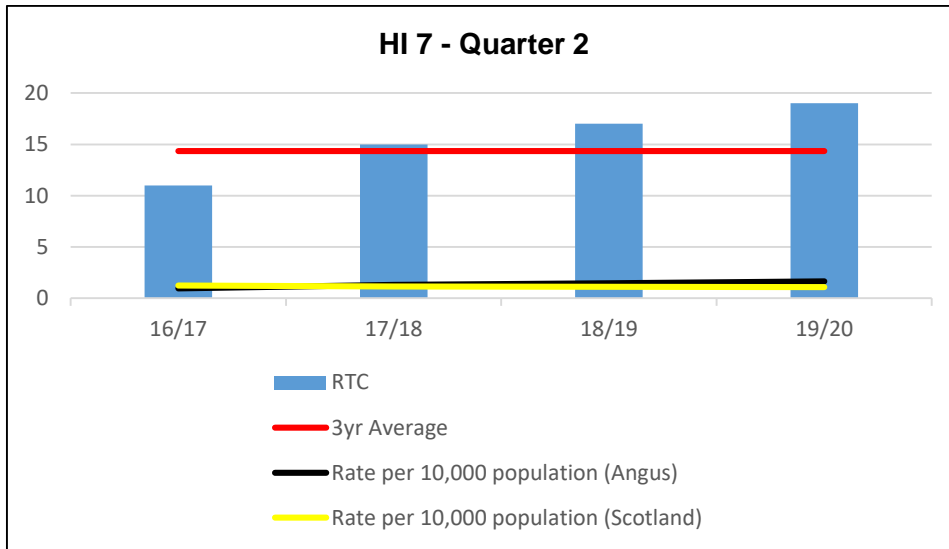


Table 5: Year to Date (April to September 2019) Performance

	16/17	17/18	18/19	19/20	YTD	Annual Target
HI 7: RTC Incidents	25	36	25	28	Green	56

HI 8 – Fatal RTC Casualties & HI 9 – Non-Fatal RTC Casualties

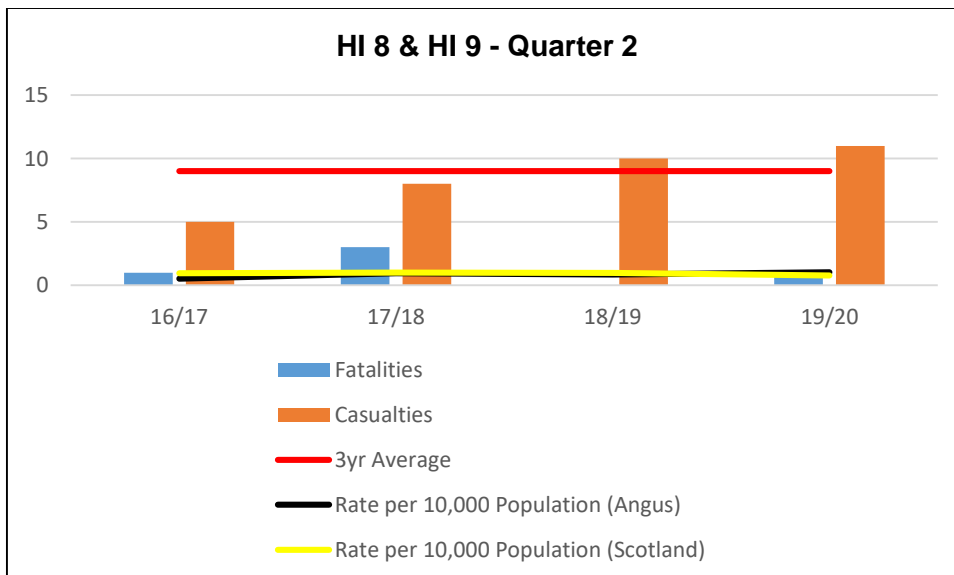


Table 6: Year to Date (April to September 2019) Performance

	16/17	17/18	18/19	19/20	YTD	Annual Target
HI 8: Fatal RTC Casualties	1	5	0	2	Red	3
HI 9: Non-Fatal RTC Casualties	16	20	13	14	Green	35

Indicator Description

The SFRS has become increasingly involved in more non-fire related prevention work, in support of its role in promoting the wider safety and well-being of its communities, including minimising the impact of unintentional harm. The headline indicators and targets reflect the fact that most of non-fire related incidents attended by the SFRS in Angus are RTC Incidents.

HI 7 - RTC Incidents

As a headline target, the aim is to reduce the rate of RTC incidents, by keeping them **below 56** each year.

HI 8 – Fatal RTC Casualties

As a headline target, the aim is to reduce the risk of death from RTC's in Angus, by keeping them **below 3** each year.

HI 9 - Non-fatal RTC Casualties

As a headline target, the aim is to reduce the risk of injury from RTC's in Angus, by keeping non-fire injuries **below 35** each year.

What we aim to Achieve

As well as helping to deliver Priority Three: *Minimising the Impact of Unintentional Harm*, we also link these headline targets to improving the following Angus LOIP outcomes:

- Safe, secure, vibrant and sustainable communities
- Improved physical, mental and emotional health and well-being

Performance Management

During quarter two we attended 19 RTC Incidents, to assist other blue light partners in the release/extrication of the occupants of the vehicles, which is 4 above the three year average for quarter two. Based on our target of keeping RTC's below 56 each year, we are still currently showing green for achieving the HI 7 annual target.

Tragically, there was one Fatal RTC Casualty reported during quarter two. This occurred in the Brechin & Edzell Ward. Based on our target of keeping Fatal RTC Casualties below 3 each year, we are currently showing red for achieving the HI 8 annual target.

Of the 19 RTC Incidents we attended during quarter two, there were 11 non-fatal casualties. These casualties were a result of RTC's occurring in the Arbroath West, Letham & Frioekheim, Arbroath East and Lunan, Brechin & Edzell, Forfar and District and Montrose wards. Based on our target of keeping Non-Fatal RTC Casualties below 35 each year, we are still currently showing green for achieving the HI 9 annual target.

Looking ahead to quarter three, the annual Safe Drive Stay Alive Event will take place in November. This event is targeted at S5 and S6 pupils, and is designed to raise awareness of the risks and potential impact of unsafe driving among young people.

PRIORITY 4 – REDUCING UNWANTED FIRE ALARM SYSTEMS

HI10 – Unwanted Fire Alarm Signals

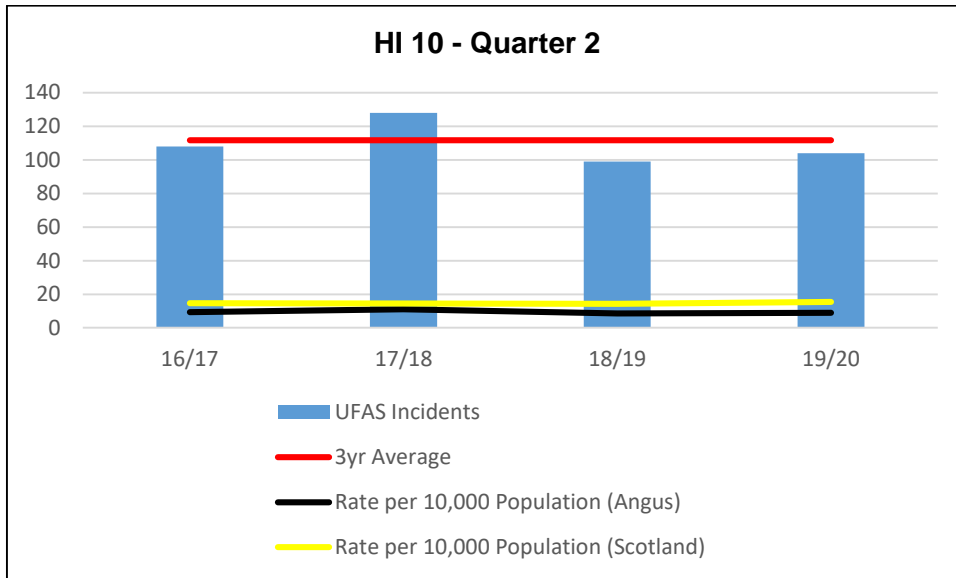


Table 7: Year to Date (April to September 2019) Performance

	16/17	17/18	18/19	19/20	YTD	Annual Target
HI 10: UFAS Incidents	195	225	203	204	Red	355

Indicator Description

Automatic Fire alarms (AFA) are fundamental to providing early warning from fire, giving people the chance to evacuate safely. However, to be effective, they must be properly installed and maintained, and a good fire safety management regime must be in place by the duty holder, so they do not activate when there is no fire.

Every Unwanted Fire Alarm Signal (UFAS) from an AFA has an impact in terms of unnecessary blue light journeys, redirecting SFRS resources away from other activities such as community safety work and causing considerable disruption to businesses.

HI 10 – Unwanted Fire Alarm Signals (UFAS)

As a headline target, the aim is to improve fire safety management and awareness, by reducing the number of attendances to unwanted fire alarm signals (UFAS) from automatic systems in non-domestic buildings to **less than 355** each year.

What we aim to Achieve

As well as helping to deliver Priority Four: *Reducing Unwanted Fire Alarm Signals*, this headline target supports the SFRS's national target for reducing UFAS by 15% over the next three years.

We also link this headline target to improving the following Angus LOIP outcomes:

- An inclusive and sustainable economy

Performance Management

During quarter two, we were called out to 104 UFAS incidents, which is below the 3 year average for the quarter however based on our target of keeping UFAS incidents to less than 355 each year, we are currently showing red for achieving the HI 10 annual target.

The table below lists the top property types that had persistent call-outs due to UFAS incidents during quarter two.

Property Types	No. of UFAS
Care/Nursing/Residential Homes	30
Education (Primary/Secondary)	10
Entertainment and Culture	5
Security and Safety – Young Offenders Unit	5
Hospitals and Medical care	4
Industrial Manufacturing/Processing	6
Retail	9

Nearly half of all UFAS during quarter two, occurred across the top 3 properties in the table above. The Angus Fire Safety Enforcement Officer (FSEO) has been working closely with the duty holders of such properties, to educate and advise them on how to reduce UFAS, including considering cost effective technical solutions (e.g. re-positioning fire detector heads and changing detector types). During quarter two, this included a number of high schools and sheltered housing schemes. We will therefore continue to engage with the owners of such properties, to ensure agreed UFAS reduction plans are being implemented and regularly reviewed for effectiveness.

Through an assessment of risk, we reduced our weight of response to 15 premises in Angus during quarter two. This will help to reduce the unnecessary blue light journeys generated by UFAS and mitigate the impact this has on SFRS resources.

PRIORITY 5 – REDUCING DELIBERATE FIRES

HI 11 – Deliberate Primary Fires

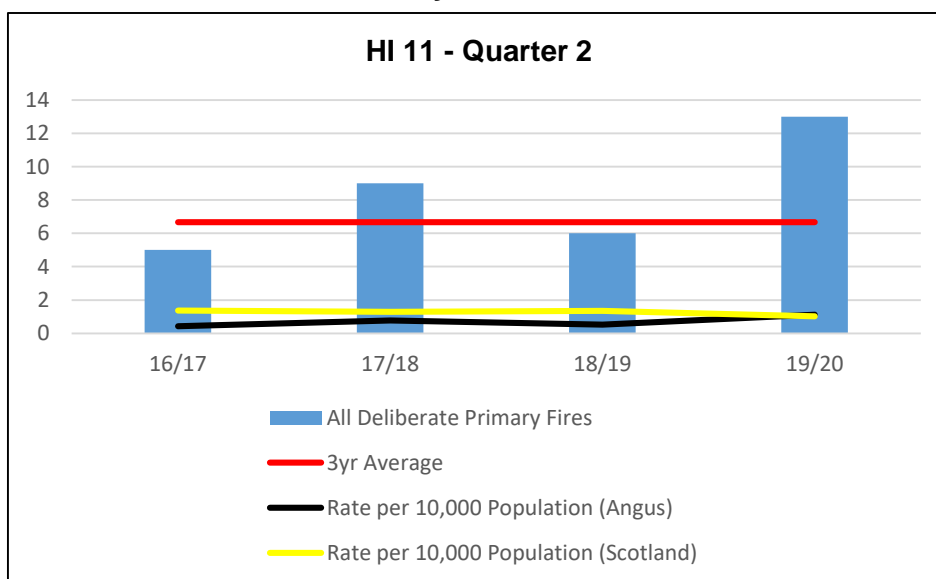


Table 8: Year to Date (April to September 2019) Performance

	16/17	17/18	18/19	19/20	YTD	Annual Target
HI 11: Deliberate Primary Fires	12	21	10	24	Red	23

HI 12 – Deliberate Secondary Fires

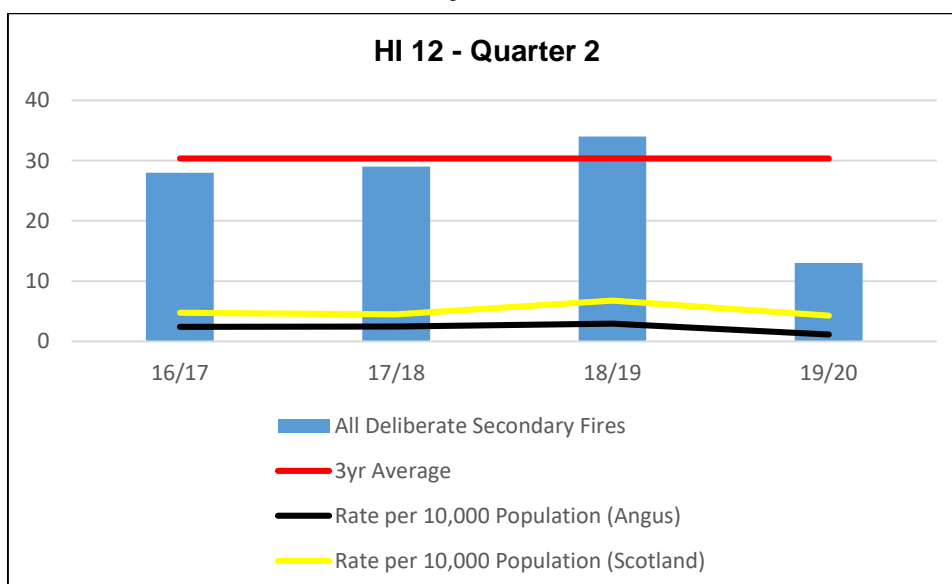


Table 9: Year to Date (April to September 2019) Performance

	16/17	17/18	18/19	19/20	YTD	Annual Target
HI 12: Deliberate Secondary Fires	52	84	78	56	Amber	105

Indicator Description

These headline indicators and targets account for all types of fire that are believed to have been started intentionally, and are categorised as Deliberate Primary Fires and Deliberate Secondary Fires.

HI 11 – Deliberate Primary Fires

These deliberate fires cover the following types:

- Fires in the home
- Fires in non-domestic buildings
- Fires in motor vehicles

As a headline target, the aim is to reduce the rate of deliberate primary fires in Angus by keeping these fires **below 23** each year.

HI 12 – Deliberate Secondary Fires

These deliberate fires cover the majority of outdoor fires including grassland, refuse fires and fires in derelict buildings. As a headline target, the aim is to reduce the rate of deliberate secondary fires in Angus by keeping these fires **below 105** each year.

What we aim to Achieve

As well as helping to deliver Priority Five: *Reducing Deliberate Fires*, we also link this headline target to improving the following Angus LOIP outcomes:

- Safe, secure, vibrant and sustainable communities
- An inclusive and sustainable economy
- An enhanced, protected and enjoyed natural and built environment
- Children in Angus will have the best start in life

Performance Management

There were 13 deliberate primary fires reported during quarter two, which is 6 above the quarter two average of 7. Of the 13 deliberate fires, 4 involved vehicles and 2 were at Strathmartine Hospital. There are no trends associated with this as they are spread across the whole area. Based on our target of keeping the number of deliberate primary fires in Angus below 23 each year, we are currently showing red for achieving the HI 11 annual target.

There were 13 deliberate secondary fires reported during quarter two, which is well below the average for the quarter compared to the previous three years. 6 of these were in the Montrose and Forfar Districts, with the former Strathmartine Hospital Site being targeted on 1 occasions which is a reduction on the last quarter. The majority of deliberate secondary fires involved grass/wasteland.

Based on our target of keeping the number of deliberate secondary fires in Angus below 105 each year, we are currently showing amber for achieving the HI 12 annual target.

Looking forward to quarter three, we are using the SFRS's national bonfire campaign as a link to deliberate fire-setting in the Angus area. Talks are being planned in schools to further drive home fire related anti-social behaviour messages to youths in areas where deliberate fire setting is an issue, including schools within the former Strathmartine Hospital Site catchment area. We are working on the talks in this area with Police Scotland colleagues.

PRIORITY 6 – EFFECTIVE RISK MANAGEMENT AND OPERATIONAL PREPAREDNESS

Description

Risk Management and operational preparedness is a key area of work for the SFRS. In Angus, this means:

- Knowing what the risks are in Angus and then making plans, so we are resilient to respond to any event.
- Being prepared to respond to national threats or major emergencies.
- Developing flexibility to deploy crews, to take on a broadening role within the community.
- Firefighters being equipped to deal with emergencies safely and effectively, and our stations being in a constant state of readiness.

What we aim to Achieve

As well as helping to deliver Priority Six: *Effective Risk Management and Operational Preparedness*, our activities also support improving the following Angus LOIP outcomes:

- Safe, secure, vibrant and sustainable communities
- An inclusive and sustainable economy
- An enhanced, protected and enjoyed natural and built environment
- Improved physical, mental and emotional health and well-being

Activity

During quarter two we delivered our quarterly training commitment to operational firefighter's, whereby we trained and tested their preparedness to deal with:

- Hazardous Materials
- Sleeping risks

Firefighters continued to visit sites within their station area so that they are aware of the associated risks and hazards, and if required can take effective actions in dealing with incidents at these sites. During quarter two, firefighters at Montrose Fire Station visited Glaxo Smith Kline, Montrose to appraise themselves with the risks/hazards and operational considerations. A similar visit also took place at Hospitalfield House Arts Centre, Arbroath. There are future plans to hold a multi-agency exercise at both sites, which will test our response and capabilities to deal with an on-site incident.

On-going recruitment for Retained Duty System (RDS) firefighters in the Angus area continued to be a priority during quarter two. We focussed our resources in the Brechin area, and through use of social media and local engagement, we now have a number of candidates progressing to the next stages of the recruitment process.

Helping to build community resilience, so that residents are prepared in an emergency is important to us. On 25th September, members of our Community Action Team attended the Getting Ready for Winter Session, at the Eassie & Nevay Hall. Evidence indicates that fires in the home increase during the winter months, so the event allowed us to target home fire safety messaging at members of our more rural communities.

In support of the Scottish Government's cardiac arrest strategy, crews from Brechin Fire Station held sessions at the community hub and fire station, to equip members of the public with life-saving CPR Skills. These ongoing sessions are being well received by the community.

APPENDIX 1: COMMUNITY SAFETY ENGAGEMENT PROGRAMMES

This section provides details of community safety engagement programmes undertaken within Angus during the second quarter of 2019-20, in support of our priorities and targets.

Youth Engagement

1. Angus Community Action Team (CAT) carried out a joint initiative at Rossie Secure Accommodation with Police Scotland Officers, discussing anti-social behaviour issues with the young people in September.
2. Angus CAT continue to support Forfar Community Campus organising and promoting their CPR training event in October.
3. Angus CAT conducted a Fire skills event with 10 Princes Trust volunteers at Arbroath Fire Station during July.
4. Angus CAT conducted a Fire skills event with 6 members of the Pitstop Youth Group, Forfar at Arbroath Fire Station
5. Angus CSA and Kirriemuir Fire crews visited the Summer holiday club to promote Fire Safety and the Role of a Firefighter.
6. Angus CSA along with Carnoustie Fire Crews attended the Carnoustie Gala day on 6th July providing Home fire safety advice to the members of the public.
7. Angus CAT working in partnership with Angus Council are planning for commencement of this year's Fire Academy to be held from 30th September to 2nd October.

Persons at Risk

8. Angus CAT carried out various home fire safety visits and fitted 8 Specialist Deaf Alarms with vibrating pads to residents living in Angus
9. Angus CAT carried out over 60 home fire safety visits and fitting smoke detectors at 4 residential caravan Parks within Angus
10. Angus CSA attended complex case conference at Dewar House, Arbroath for a vulnerable resident during September.
11. Angus LALO carried out a Joint Home Fire Safety Visit with Police Scotland for vulnerable Angus residents.
12. Angus CAT carried out joint housing visit at Forfar with Angus Housing Officers highlighting dangers of combustible materials stored in communal areas of flats during August.
13. Angus CAT and Carnoustie crews carried out joint Home Fire Safety Visits with residents at Barry Downs Caravan park, Carnoustie
14. Angus CAT and Arbroath crews carried out joint Home Fire Safety Visits with residents at Seaton Caravan Park, Arbroath
15. Angus CAT and local Montrose fire crews carried out joint Home Fire Safety Visits with residents at Tayock Caravan Park, Montrose
16. Angus CAT and Brechin fire crews carried out joint Home Fire Safety Visits with residents at Eastmills Caravan Park, Brechin
17. Angus CAT facilitated a Fire Safety Event providing Home Fire Safety advice and visits to the "Friendship Corner" group at Old & Abbey Church, Arbroath

18. Numerous Joint Home Fire Safety Visits ongoing with Angus CAT members and Community Mental Health Teams, Angus Council Home Care Assessors, Community Housing Teams, Deaf Links workers etc.
19. Angus CSA and Kirriemuir Fire Station facilitated a station visit from Kirrie Connections Dementia Group.8th August.

Referrals

20. Angus CSA carried out joint working with Angus Alive Mobile Library to various rural and remote Angus locations, to provide Home Fire Safety Visit promotion and Risk Recognition. Suitable advice and fire safety literature was distributed and Home Fire Safety Visits generated.
21. Continue to attend Early Screening Group (ESG) fortnightly meetings to identify vulnerable persons who require a Home Fire Safety Visit.
22. On-going Home Fire Safety Visit referrals from Police Scotland, Locality District Nursing Teams, Community Mental Health Teams, Social Work teams, North East Sensory Services (NESS), Angus Care & Repair, Community Housing Teams etc.
23. A total of 331 Home Fire Safety Visits completed for the period of which 126 were High Risk
24. Three Adult Protection (AP1) referrals were submitted to Angus Council Social Work over the period.

APPENDIX 2: NOTABLE EVENT – RESIDENTIAL CARAVAN SAFETY

Fire Safety Awareness

Working in partnership with the duty holders of residential caravan parks, and Angus Alive, firefighters have been visiting residential caravan parks in Angus, to promote fire safety in the home.

Following the tragic fire at Woodley Caravan Park last year, a profile of residential caravan parks in Angus has been developed, to ensure fire safety education, support and advice is targeted at members of the community who have permanent residence within these parks.



During Quarter Two, firefighters visited 4 residential caravan parks in Angus, tying these visits in with programmed stop-off points for the Angus Alive Mobile Library Service. The mobile library therefore acted as the focal point for engaging with residents, to offer them fire safety advice and support.

The caravan parks visited during Quarter Two were Barry Downs Carnoustie, Seaton Arbroath, Tayock Montrose and Eastmills Brechin. A total of 60 Home Fire Safety Visits were conducted within the homes of residents of these caravan parks, with leaflets and other literature being distributed to approximately 600 residential caravans across the four parks visited.

Visits to other residential caravan parks in Angus are scheduled to be conducted during Quarter Three, and plans are being developed to run this fire safety programme on an annual basis.