



QUARTERLY MONITORING REPORT

Covering the activities and performance in support of the Local Fire and Rescue Plan for Angus



SCOTTISH
FIRE AND RESCUE SERVICE
Working together for a safer Scotland

Quarter One: 2020/21

**Working together
for a safer Scotland**



ABOUT THE STATISTICS IN THIS REPORT

The activity totals and other statistics quoted in this report are provisional in nature and subject to change as a result of ongoing quality assurance and review.

Because all statistics quoted are provisional there may be differences in the period totals quoted in our reports after original publication which result from revisions or additions to the data on our systems.

From 2015-16 onwards responsibility for the publication of end-year statistical data transferred from the Scottish Government to the Scottish Fire and Rescue Service (SFRS). This change of responsibility does not change the status of the figures quoted in this and other SFRS reports reported to the Committee.

TABLE OF CONTENTS	PAGE
Introduction	5
Quarterly Performance Summary	6
Quarterly Performance Highlights	7
Priority 1 - Improving Fire Safety in The Home	8
HI 1 – Accidental Dwelling Fires (ADF)	8
HI 2 – ADF Fatal Casualties	8
HI 3 – ADF Non-Fatal Casualties	8
Priority 2 - Improving Fire Safety and Resilience in the Business Community	10
HI 4 - Non-Domestic Building Fires	10
HI 5 – Fatal Casualties in Non-Domestic Buildings	10
HI 6 – Non-Fatal Casualties in Non-Domestic Buildings	10
Priority 3 - Minimising the Impact of Unintentional Harm	12
HI 7 – Road Traffic Collision (RTC) Incidents	12
HI 8 – Fatal RTC Casualties	12
HI 9 – Non-Fatal RTC Casualties	12
Priority 4 - Reducing Unwanted Fire Alarm Signals	14
HI 10 – Unwanted Fire Alarm Signals (UFAS)	14
Priority 5 - Reducing Deliberate Fires	16
HI 11 – Deliberate Primary Fires	16
HI 12 – Deliberate Secondary Fires	16
Priority 6 - Effective Risk Management and Operational Preparedness	18
Appendix 1: Community Safety Engagement Programmes	19
Appendix 2: Notable Event – COVID19 Partnership Working	20

This page is intentionally blank

INTRODUCTION

This is the quarter one monitoring report covering the SFRS's performance and activities in support of the six priorities in the Local Fire and Rescue Plan for Angus, namely:

- Priority 1 - Improving fire safety in the home
- Priority 2 - Improving fire safety and resilience in the business community
- Priority 3 - Minimising the impact of unintentional harm
- Priority 4 - Reducing unwanted fire alarm signals
- Priority 5 - Reducing deliberate fires
- Priority 6 - Effective risk management and operational preparedness













As well as supporting the six priorities in the Local Fire and Rescue Plan for Angus, this monitoring report shows how SFRS activities and performance contribute to the wider priorities of the Angus Council Community Planning Partnership (CPP), as set out in the Angus Community Plan.

The figures in this report are provisional, to provide the Committee with the SFRS's direction of travel in the Angus area, in terms of performance against headline indicators and targets. Most figures will not change; however, members should note that there may be some small variations for some indicators when the final confirmed figures are published by the SFRS.




The Angus Council Scrutiny and Audit Committee agreed the new Local Fire and Rescue Plan for Angus on 22 September 2017, covering the 3-year period from 01 October 2017 to September 2020. In support of delivering the priorities in this plan, 12 headline indicators and targets have been set, and form the basis of this quarterly monitoring report.

PERFORMANCE SUMMARY

The table below provides a summary of 2020/21 quarter one activity and year to date (YTD) progress, based on annual targets set against headlines indicators. It aims to provide – at a glance – our direction of travel during the current reporting year.

Q1: All Incidents Attended - 393		
<p>HI 1 Accident Dwelling Fires</p>  <p>Q1 – 21 Incidents YTD – 21 Incidents Annual Target – below 76</p>	<p>HI 2 ADF Fatal Casualties</p>  <p>Q1 – 0 YTD – 0 Annual Target – 0</p>	<p>HI 3 ADF Non-Fatal Casualties</p>  <p>Q1 – 3 YTD – 3 Annual Target – below 17</p>
<p>HI 4 Non-domestic Building fires</p>  <p>Q1 – 3 Incidents YTD – 3 Incidents Annual Target – below 15</p>	<p>HI 5 Fatal Casualties in Non-Domestic Building Fires</p>  <p>Q1 – 0 YTD – 0 Annual Target – 0</p>	<p>HI 6 Non-Fatal Casualties in Non-Domestic Building Fires</p>  <p>Q1 – 0 YTD – 0 Annual Target – 0</p>
<p>HI 7 Road Traffic Collisions (RTC)</p>  <p>Q1 – 7 Incidents YTD – 7 Incidents Annual Target – below 55</p>	<p>HI 8 Fatal RTC Casualties</p>  <p>Q1 – 1 YTD – 1 Annual Target – below 3</p>	<p>HI 9 Non-Fatal RTC Casualties</p>  <p>Q1 – 4 YTD – 4 Annual Target – below 30</p>
<p>HI 10 Unwanted Fire Alarm Signals</p>  <p>Q1 – 44 Incidents YTD – 44 Incidents Annual Target – below 355</p>	<p>HI 11 Deliberate Primary Fires</p>  <p>Q1 – 16 Incidents YTD – 16 Incidents Annual Target – below 28</p>	<p>HI 12 Deliberate Secondary Fires</p>  <p>Q1 – 54 Incidents YTD – 54 Incidents Annual Target – below 110</p>

YTD Performance, Based on Annual Target

	Below target
	Less than 10% above target
	More than 10% above target

PERFORMANCE HIGHLIGHTS

Of the 12 headline indicators and targets, the following performance should be noted for quarter one 2020/21:

- The number of **Accidental Dwelling Fires (ADF)** was slightly up when compared to the 3-year average but with no apparent trends. During quarter one, over 80% of ADF's were classed as low severity, requiring little or no intervention from the Service and minimal fire damage.
- There were zero **ADF Fatalities**, and 3 **ADF Casualties** during quarter one. There is continued evidence of a downward trend in the number of ADF Casualties emerging and we continue to target our Home Safety Visits towards the vulnerable in our communities although these have been limited to mostly remote visits over quarter one.
- The number of **Non-Domestic Building Fires** during quarter one was 3 and therefore below average for the quarter. **Non-domestic Fire Fatalities and Non-Fatal Fire Fatalities** were zero, and therefore continue to stay very low. Again, with COVID19 there has been limited activity in these premises which will have contributed to the low numbers.
- We attended **7 Road Traffic Collision's (RTC)** during quarter one which is down when compared to the 3-year average of 14 RTC's. This was due to the limited amount of traffic on the roads. There was 1 **RTC Related Fatality, and 4 RTC Related Injuries** – the latter well below the 3-year average for the time of year.
- We dealt with 44 **Unwanted Fire Alarm Signals (UFAS)** during quarter one which is well down on the average due to COVID19 and buildings not being occupied. We continue to work towards reducing UFAS through engagement with our highest offenders.
- A total of **16 Deliberate Primary Fires** were reported during quarter one, which is well above the 3-year average for the quarter. There were **54 Deliberate Secondary Fires** reported during quarter one, which is also well above average when compared to the last 3 years for quarter one.
- Our firefighters continue to train in all aspects of their role to ensure they are operationally prepared for what is required and although difficult throughout quarter one we have continued where possible to gather information on local risks to assist us in an emergency.
- Finally, COVID19 has hit all areas hard and we have been supportive of the Local Resilience Partnership (LRP) during this period offering support where possible whilst maintaining a frontline emergency response. I would draw your attention to appendix 2 which highlights areas of this support.

PRIORITY 1 - IMPROVING FIRE SAFETY IN THE HOME

HI 1 – Accidental Dwelling Fires (ADF)

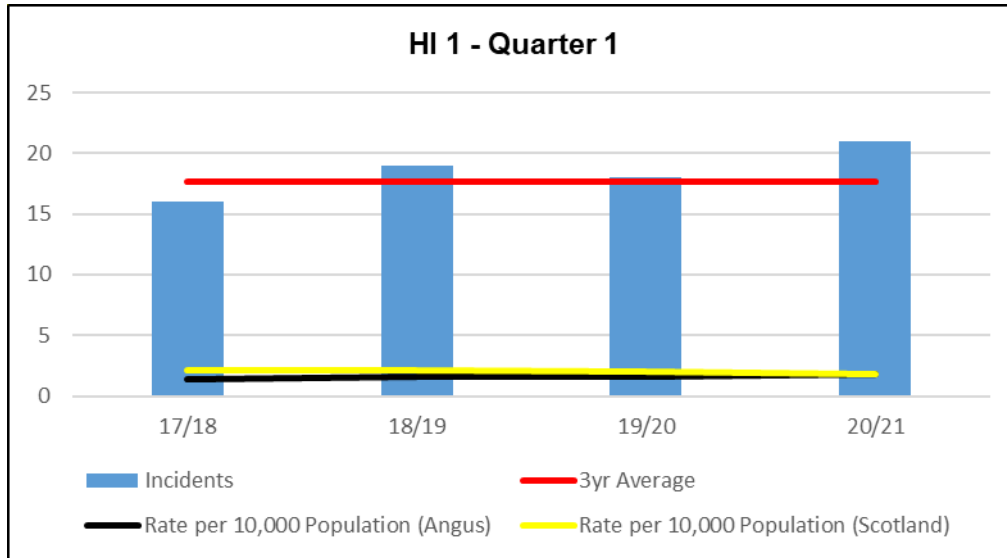


Table 1: 2020/21 Year Performance

	17/18	18/19	19/20	20/21	YTD	Annual Target
HI 1: ADF's	16	19	18	21	Red	76

HI 2 - ADF Fatal Casualties & HI 3 - ADF Non-Fatal Casualties

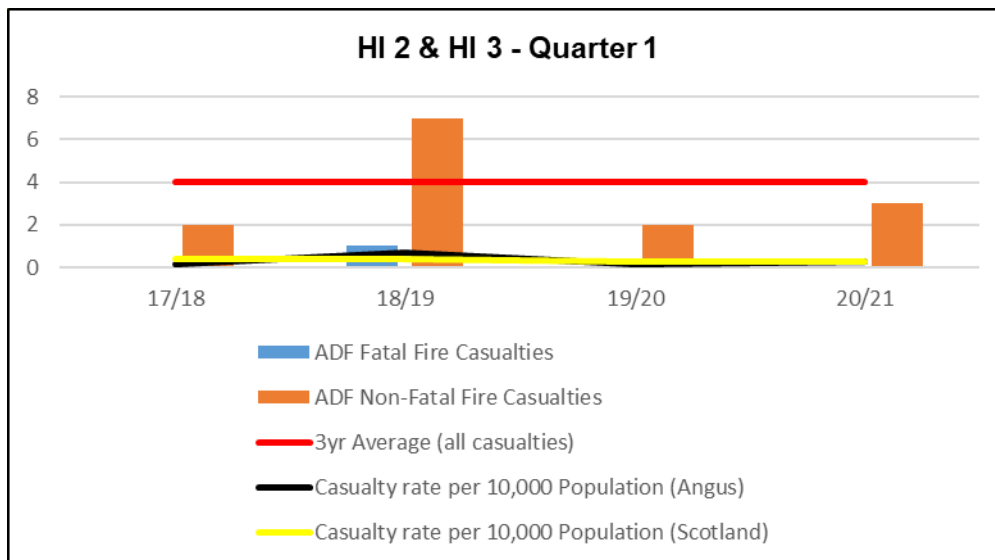


Table 2: 2020/21 Year Performance

	17/18	18/19	19/20	20/21	YTD	Annual Target
HI 2: ADF Fatal Casualties	0	1	0	0	Green	0
HI 3: ADF Non-Fatal Casualties	2	7	2	3	Green	17

Indicator Description

The largest single type of primary fire in Angus is accidental fires in the home and their prevention is a key focus of the Service's community safety activity.

HI 1 – Accidental Dwelling Fires (ADF)

As a headline target, the aim is to reduce the rate of ADF's, in a growing Angus population and changing demographics, by keeping these fires **below 76**, each year.

HI 2 – ADF Fatal Casualties

This indicator counts those people for whom fire has been clearly identified as the cause of death, even if they die some-time after the actual fire. Those who die at, or after, the fire but where fire is **not** identified as the cause of death are not included in these figures. As a headline target, the aim is to have **Zero ADF Fatal Casualties**, in Angus each year.

HI 3 – ADF Non-Fatal Casualties

This headline target counts all types of non-fatal fire injury in the home, including precautionary checks. As a headline target, the aim is to reduce the risk of injury from fire in the home, in an increasing Angus population, by keeping fire injuries **below 17**, each year.

What we aim to Achieve

As well as helping to deliver Priority One: *Improving Fire Safety in the Home*, meeting the headline targets will also support a long-term ambition in the Angus LOIP: *To be in the top five Scottish local authority areas for least rate of primary dwelling fires by 2030.*

We also link this headline target to improving the following Angus LOIP outcomes:

- Safe, secure, vibrant and sustainable communities
- Improved physical, mental and emotional health and well-being
- An enhanced, protected and enjoyed natural and built environment

Performance Management

There were 21 ADFs during quarter 1 which is 3 above the average of the previous 3 years for that quarter. Over half of these of these are attributed to cooking with over a third involving someone falling asleep under the influence. In 19 of our ADFs there was very little or no fire damage and in most cases, there was no firefighting action required other than removal from the heat source. Based on our target of keeping ADF's below 76 each year, we are showing red for the HI 1 annual target.

There were zero ADF Fatal Casualties during quarter one, and therefore we show green for achieving the HI 2 annual target.

There were 3 ADF Non-Fatal Casualties during quarter one, which is slightly below the average for that quarter. 1 involved a chip pan fire in Brechin and the casualty was taken to hospital and the other 2 were also cooking related in Forfar with first aid given at the scene. Based on our target of keeping fire casualties below 17 each year, we are showing green for the HI 3 annual target.

In support of the targets, Appendix One, details a range of our activities during quarter one which has been limited due to COVID19. This included completing 36 Home Fire Safety Visits (HFSV's) of which 30 were classed as high risk targeting the most vulnerable people in our communities. We also done 220 virtual visits to residents who had requested a visit. The Make the Call campaign aimed at promoting visits to those at risk during COVID19 was also carried

PRIORITY 2 – IMPROVING FIRE SAFETY AND RESILIENCE IN THE BUSINESS COMMUNITY

HI 4 – Non-Domestic Building Fires

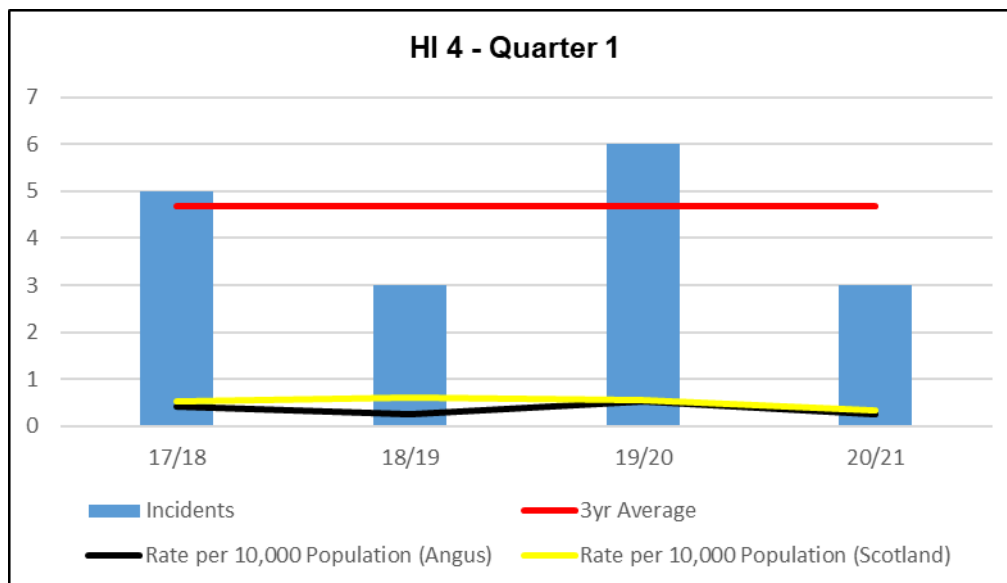


Table 3: 2020/21 Year Performance

	17/18	18/19	19/20	20/21	YTD	Annual Target
HI 4: Non-Domestic Building Fires	5	3	6	3	Green	15

HI 5 – Fatal Fire Casualties in Non-Domestic Buildings & HI 6 – Non-Fatal Fire Casualties in Non-Domestic Buildings

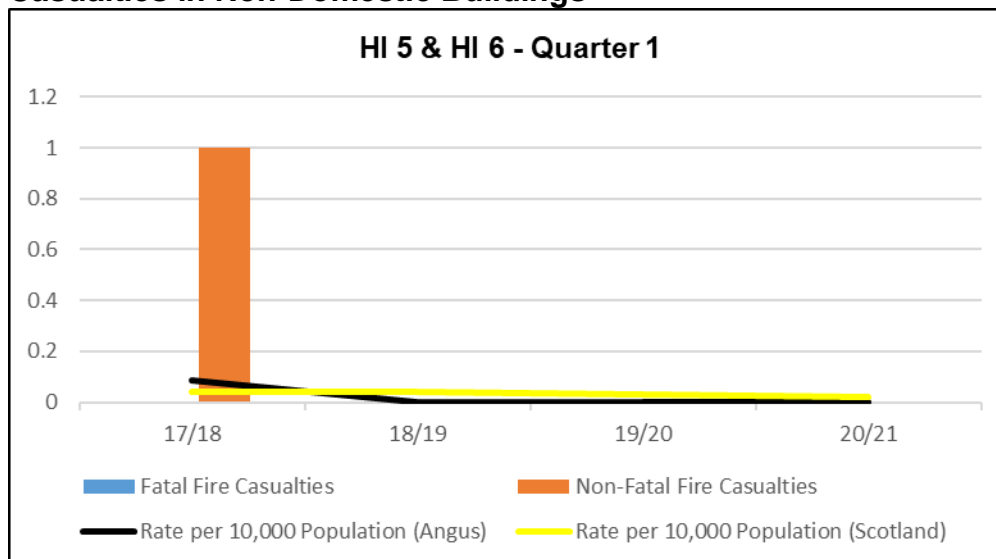


Table 4: 2020/21 Year Performance

	17/18	18/19	19/20	20/21	YTD	Annual Target
HI 5: Fatal Fire Casualties	0	0	0	0	Green	0
HI 6: Non-Fatal Fire Casualties	1	0	0	0	Green	0

Indicator Description

These headline indicators and targets cover the types of non-domestic buildings applicable to Part 3 of the Fire (Scotland) Act 2005 ('The Act') (e.g. care homes, hotels and hospitals) and is designed to reflect the effectiveness of fire safety management in respect of these types of buildings.

HI 4 - Non-Domestic Building Fires Applicable to the Act

As a headline target, the aim is to reduce the rate of accidental fires in non-domestic buildings (where The Act applies), by keeping these fires **below 15**, in Angus each year.

HI 5 – Fatal Fire Casualties in Non-Domestic Building Fires Applicable to the Act

This indicator counts those people for whom fire has been clearly identified as the cause of death, even if they die sometime after the actual fire. Those who die at, or after, the fire but where fire is **not** identified as the cause of death are not included in these figures. As a headline target, the aim is to have **Zero Fatal Fire Casualties** in non-domestic buildings applicable to the Act, in Angus each year.

HI 6 – Non-fatal Fire Casualties in Non-Domestic Building Fires Applicable to the Act

This headline target counts all types of non-fatal fire injury in non-domestic buildings, including precautionary checks. As a headline target, the aim is to have **Zero Non-Fatal Fire Casualties** in non-domestic buildings applicable to the Act, in Angus each year.

What we aim to Achieve

As well as helping to deliver Priority Two: *Improving Fire Safety and Resilience in the Business Community*, we also link this headline target to improving the following Angus LOIP outcomes:

- Safe, secure, vibrant and sustainable communities
- An inclusive and sustainable economy
- An enhanced, protected and enjoyed natural and built environment

Performance Management

There were 3 accidental fires in non-domestic buildings during quarter one, which is below average for that quarter compared to the previous three years. 2 of these were at industrial premises and 1 was in office premises and all were low severity caused by burning going out of control and electrical faults. With an annual target of 15 we are showing green for HI 4. The numbers involved in Angus are low for this type of incident and currently not causing concern.

There were zero Non-Domestic Fatal Casualties during quarter one. Based on our target of zero Fatal Casualties for the year end, we are showing green for the HI 5 annual target.

There were zero Non-Domestic Non-Fatal Casualties during quarter one. Based on our target of zero Non-Fatal Casualties for the year end, we are showing green for the HI 6 annual target.

During quarter one, there were no fire safety audits or post fire audits at the premises affected by fire due to COVID19 however we carried out over 70 consultations with premises on their continuity plans during the pandemic. We continue to engage with the business community where possible on Fire Safety related issues.

PRIORITY 3 – MINIMISING THE IMPACT OF UNINTENTIONAL HARM

HI 7 – Road Traffic Collision (RTC) Incidents

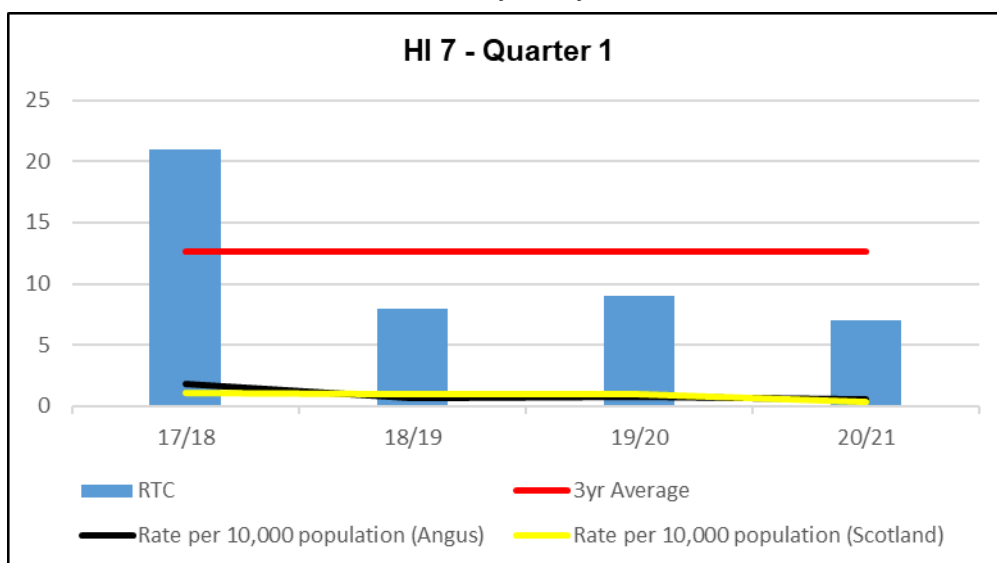


Table 5: 2020/21 Year Performance

	17/18	18/19	19/20	20/21	YTD	Annual Target
HI 7: RTC Incidents	21	8	9	7	Green	55

HI 8 – Fatal RTC Casualties & HI 9 – Non-Fatal RTC Casualties

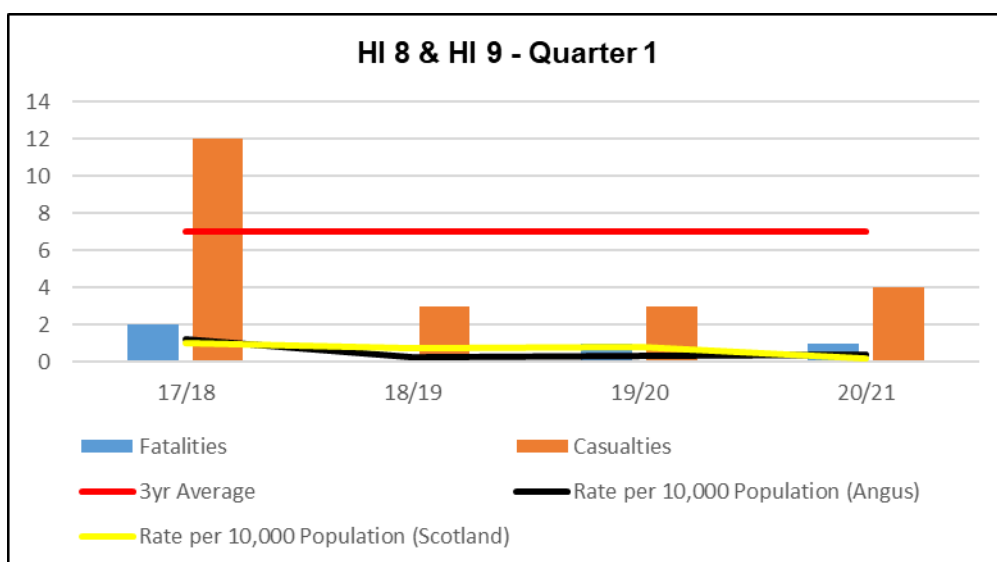


Table 6: 2020/21 Year Performance

	17/18	18/19	19/20	20/21	YTD	Annual Target
HI 8: Fatal RTC Casualties	2	0	1	1	Amber	3
HI 9: Non-Fatal RTC Casualties	12	3	3	4	Green	30

Indicator Description

The SFRS has become increasingly involved in more non-fire related prevention work, in support of its role in promoting the wider safety and well-being of its communities, including minimising the impact of unintentional harm. The headline indicators and targets reflect the fact that most of non-fire related incidents attended by the SFRS in Angus are RTC Incidents.

HI 7 - RTC Incidents

As a headline target, the aim is to reduce the rate of RTC incidents, by keeping them **below 55** each year.

HI 8 – Fatal RTC Casualties

As a headline target, the aim is to reduce the risk of death from RTC's in Angus, by keeping them **below 3** each year.

HI 9 - Non-fatal RTC Casualties

As a headline target, the aim is to reduce the risk of injury from RTC's in Angus, by keeping non-fire injuries **below 30** each year.

What we aim to Achieve

As well as helping to deliver Priority Three: *Minimising the Impact of Unintentional Harm*, we also link these headline targets to improving the following Angus LOIP outcomes:

- Safe, secure, vibrant and sustainable communities
- Improved physical, mental and emotional health and well-being

Performance Management

During quarter one we attended 7 RTC Incidents, to assist other blue light partners in the release/extrication of the occupants of the vehicles, which is below the three-year average for quarter one. This would mainly be due to the limited number of vehicles on the roads. Based on our target of keeping RTC's below 55 each year, we are achieving the HI 7 annual target.

There was unfortunately 1 Fatal RTC Casualty reported during quarter one involving a multi vehicle accident on Bank Street, Monifieth in June. Based on our target of keeping Fatal RTC Casualties below 3 each year, we are showing amber the HI 8 annual target.

There were 4 Non-Fatal RTC Casualties during quarter one which is well down on the 3-year average for the time of year. 3 occurred in Brechin and Edzell and 1 in Arbroath East and Lunan. 1 of the casualties had serious injuries with 3 being treated at the scene for minor injuries. Based on our target of keeping Non-Fatal RTC Casualties below 30 each year, we show green for the HI 9 annual target.

We continue to aim to drive down these types of incidents by engaging in partnership approaches and safety forums. Safe Drive is suspended for 2020 however Tayside Road Safety Forum are currently looking at a new road safety education strategy for 2021.

Of our other special services, we attended 24 effecting entry during quarter one whereby there was concern for the occupier of a premise and a partner agency required our assistance. We continue to see an increase in this type of incident along with assisting other agencies to lift or remove casualties.

We are also investigating working with the Red Cross assessment at home teams to support those most at risk of fire following reintegration into the home following hospitalisation. This will be reported on further in future reports.

PRIORITY 4 – REDUCING UNWANTED FIRE ALARM SYSTEMS

HI10 – Unwanted Fire Alarm Signals

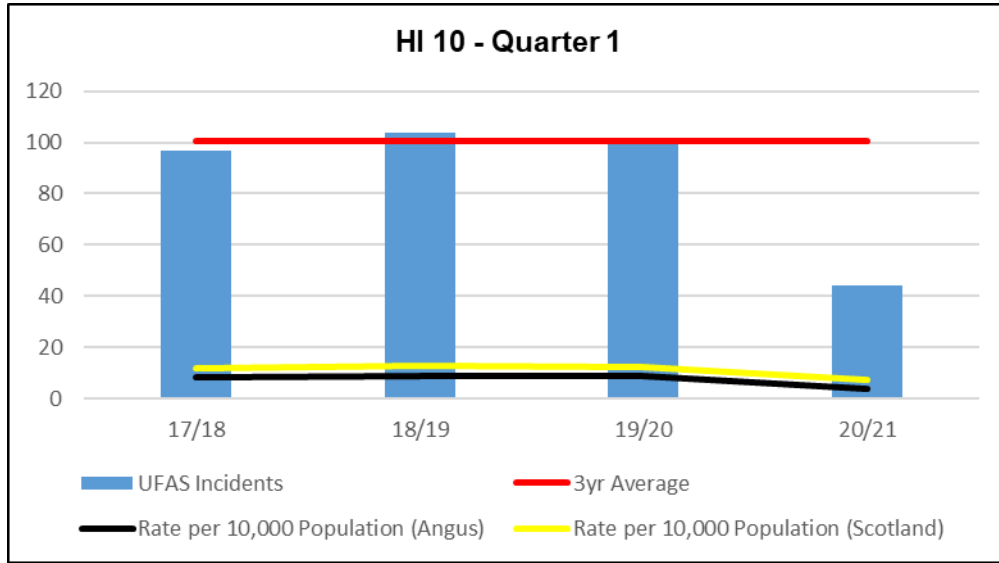


Table 7: 2020/21 Year Performance

	17/18	18/19	19/20	20/21	YTD	Annual Target
HI 10: UFAS Incidents	97	104	101	44	Green	355

Indicator Description

Automatic Fire alarms (AFA) are fundamental to providing early warning from fire, giving people the chance to evacuate safely. However, to be effective, they must be properly installed and maintained, and a good fire safety management regime must be in place by the duty holder, so they do not activate when there is no fire.

Every Unwanted Fire Alarm Signal (UFAS) from an AFA has an impact in terms of unnecessary blue light journeys, redirecting SFRS resources away from other activities such as community safety work and causing considerable disruption to businesses.

HI 10 – Unwanted Fire Alarm Signals (UFAS)

As a headline target, the aim is to improve fire safety management and awareness, by reducing the number of attendances to unwanted fire alarm signals (UFAS) from automatic systems in non-domestic buildings to **less than 355** each year.

What we aim to Achieve

As well as helping to deliver Priority Four: *Reducing Unwanted Fire Alarm Signals*, this headline target supports the SFRS's national target for reducing UFAS by 15% over the next three years.

We also link this headline target to improving the following Angus LOIP outcomes:

- An inclusive and sustainable economy

Performance Management

During quarter one, we were called out to 44 UFAS incidents, which is below the 3-year average for the quarter due to buildings being unoccupied. We are showing green for the HI 10 annual target.

The table below lists the top property types that had persistent call-outs due to UFAS incidents during quarter four.

Property Types	No. of UFAS
Care/Nursing/Residential Homes	15
Entertainment and Culture	8
Retail	8
Industrial Manufacturing/Processing	7
Education (Primary/Secondary)	3

A third of all UFAS during quarter one, occurred care/nursing/residential properties and we continue to engage with these types of premises to try and reduce this number. The other 3 not in the table are made up of other public buildings and 1 hospital. One of the priorities of SFRS is to reduce the amount of UFAS calls we receive. The Fire Safety Enforcement Officer (FSEO) engages with duty holders during the audit process to offer advice on reducing the unwanted activations including considering cost effective technical solutions (e.g.re-positioning fire detector heads and changing detector types). During quarter one we engaged with Adam Cargill Court in Arbroath following a spike in malicious activations and through education and engineering we have managed to wipe these out. We will continue to engage with the owners of such properties, to ensure agreed UFAS reduction plans are being implemented and regularly reviewed for effectiveness.

Through an assessment of risk, we reduced our weight of response to 14 premises in Angus during quarter four. This will help to reduce the unnecessary blue light journeys generated by UFAS and mitigate the impact this has on SFRS resources.

PRIORITY 5 – REDUCING DELIBERATE FIRES

HI 11 – Deliberate Primary Fires

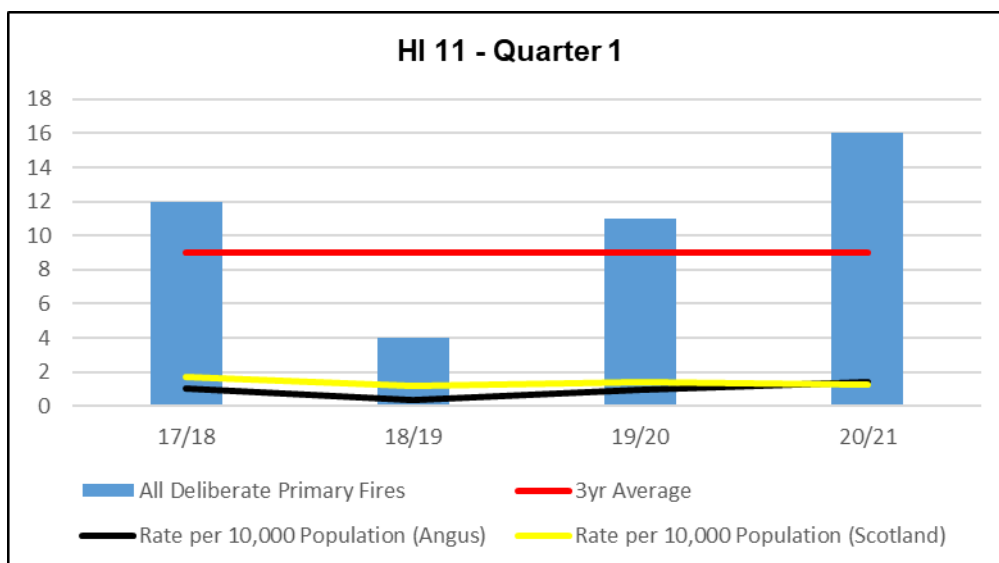


Table 8: 2020/21 Year Performance

	17/18	18/19	19/20	20/21	YTD	Annual Target
HI 11: Deliberate Primary Fires	12	4	11	16	Red	28

HI 12 – Deliberate Secondary Fires

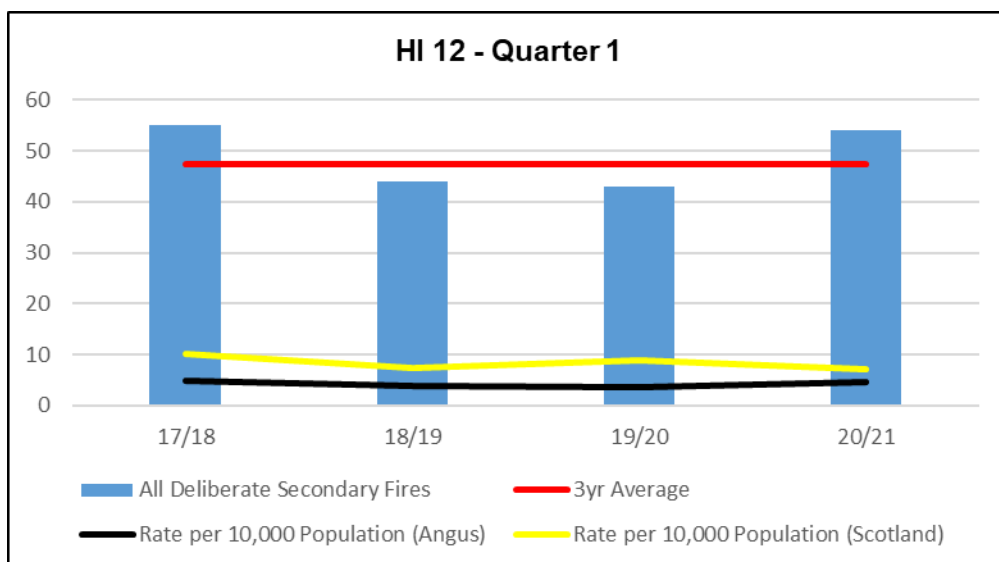


Table 9: 2020/21 Year Performance

	17/18	18/19	19/20	20/21	YTD	Annual Target
HI 12: Deliberate Secondary Fires	55	44	43	54	Red	110

Indicator Description

These headline indicators and targets account for all types of fire that are believed to have been started intentionally, and are categorised as Deliberate Primary Fires and Deliberate Secondary Fires.

HI 11 – Deliberate Primary Fires

These deliberate fires cover the following types:

- Fires in the home
- Fires in non-domestic buildings
- Fires in motor vehicles

As a headline target, the aim is to reduce the rate of deliberate primary fires in Angus by keeping these fires **below 28** each year.

HI 12 – Deliberate Secondary Fires

These deliberate fires cover the majority of outdoor fires including grassland, refuse fires and fires in derelict buildings. As a headline target, the aim is to reduce the rate of deliberate secondary fires in Angus by keeping these fires **below 110** each year.

What we aim to Achieve

As well as helping to deliver Priority Five: *Reducing Deliberate Fires*, we also link this headline target to improving the following Angus LOIP outcomes:

- Safe, secure, vibrant and sustainable communities
- An inclusive and sustainable economy
- An enhanced, protected and enjoyed natural and built environment
- Children in Angus will have the best start in life

Performance Management

There were 16 deliberate primary fires reported during quarter one, which is well above the quarter four average of 9. Of these, 11 were outdoors in grassland, 1 was a car, 3 were outbuildings and 1 was a young offender's unit. The only trend identified is around the Monifieth and Sidlaw area where nearly half occurred so we are working cross Dundee/Angus borders to tackle this issue which appears to be youths setting fires outdoors. Based on our target of keeping the number of deliberate primary fires in Angus below 28 each year, we are showing red for the HI 11 annual target.

There were 54 deliberate secondary fires reported during quarter one, which is above average for the quarter compared to the previous three years. The majority of these involve grassland and refuse and are predominantly in Monifieth and Sidlaw, Arbroath East and Lunan and Forfar and District. Due to this I have started a thematic action plan around youth engagement in these areas and have the wardens in DCC assisting around the border areas. There have also been larger accumulations of rubbish due to COVID19 and recycling centres being closed.

Based on our target of keeping the number of deliberate secondary fires in Angus below 110 each year, we are showing red for the HI 12 annual target.

Our youth engagement has been limited over quarter one however we are trying to get education packages onto the schools' online education services to rectify this and continue to work with partners where possible to engage with our local youth groups.

PRIORITY 6 – EFFECTIVE RISK MANAGEMENT AND OPERATIONAL PREPAREDNESS

Description

Risk Management and operational preparedness is a key area of work for the SFRS. In Angus, this means:

- Knowing what the risks are in Angus and then making plans, so we are resilient to respond to any event.
- Being prepared to respond to national threats or major emergencies.
- Developing flexibility to deploy crews, to take on a broadening role within the community.
- Firefighters being equipped to deal with emergencies safely and effectively, and our stations being in a constant state of readiness.

What we aim to Achieve

As well as helping to deliver Priority Six: *Effective Risk Management and Operational Preparedness*, our activities also support improving the following Angus LOIP outcomes:

- Safe, secure, vibrant and sustainable communities
- An inclusive and sustainable economy
- An enhanced, protected and enjoyed natural and built environment
- Improved physical, mental and emotional health and well-being

Activity

During quarter one we delivered our quarterly training commitment to operational firefighter's, whereby we trained and tested their preparedness to deal with:

Aircraft	Pumps and Ladders
Farms	Water Awareness
Acetylene	

With COVID19 much of our face to face training has been moved to remote and socially distanced. This has also limited our off-station training opportunities and joint exercises with partner agencies.

Firefighters continued to carry out Operational Intelligence visits where possible remotely within their station area so that they are aware of the associated risks and hazards, and if required can take effective actions in dealing with incidents at these sites. All this information is continually updated on our tablets carried on frontline appliances thus giving our staff information at point of need.

We have also employed a new Community Safety Advocate (CSA) within Angus which will assist with our joint working with partners and referral pathways for home safety.

Throughout the pandemic we have managed to maintain a full frontline emergency response with areas across Angus actually showing better availability of our RDS staff due to working from home and the furlough scheme.

APPENDIX 1: COMMUNITY SAFETY ENGAGEMENT PROGRAMMES

This section provides details of community safety engagement programmes undertaken within Angus during Quarter 1 of 2020-21, in support of our priorities and targets.

Youth Engagement

1. Angus CAT worked in partnership with Angus Virtual Schools to promote Scottish Fire and Rescue (SFRS) school initiatives on Angus education's various learning platforms. Materials included various activity booklets and a quiz that can be used to raise young people's awareness on fire safety. It also provided links to the governments GO Safe Scotland website that signposts young people to various fire safety messages and also the Fire Scotland website where information including leaflets can be accessed.

<https://www.gosafescotland.com/>

<https://www.firescotland.gov.uk/your-safety/for-young-people.aspx>

Persons at Risk

2. Angus LALO carried out Joint Home Fire Safety Visits with Police Scotland for vulnerable Angus residents.
3. Angus LALO attended 10 virtual multi agency Case Conferences relating to issues of fire safety amongst the most vulnerable members of the community.
4. Angus LALO conducted 10 Joint Home Fire Safety Visits with partner agencies supplying specialist equipment to the occupier including fitting of smoke and heat detectors, fire retardant bedding and throws.
5. 36 Home Fire Safety Visits completed for the period of which 30 were Very High Risk
6. Angus CAT contacted over 220 Angus residents by phone who have requested Home Fire Safety Visits, providing them with fire safety advice and carrying out the COVID 19 fire safety checklist remotely with them during lockdown.
7. Angus CAT worked in partnership with our local agencies promoting Scottish Fire and Rescues service COVID 19 Make the Call campaign. "Make the Call" is a hard-hitting appeal to carers, family, friends and of those who are at risk of serious injury or even death because of an accidental fire in their home. We promoted this electronically through our Twitter, Facebook and SFRS website pages and through a poster and leaflet campaign in and around the various Angus towns. Its purpose was to encourage people to refer themselves or loved ones to SFRS for a Home Fire Safety Visit during the COVID lockdown period.

Referrals

8. Angus LALO continues to attend virtual Early Screening Group (ESG) fortnightly meetings with partner agencies to identify vulnerable persons who require a Home Fire Safety Visit.
9. On-going Home Fire Safety Visit referrals from Police Scotland, Locality District Nursing Teams, Community Mental Health Teams, Social Work teams, North East Sensory Services (NESS), NHS Tayside and Community Housing Teams etc.
10. Identified, reported and submitted 8 Adult Protection Vulnerable persons (AP1) referrals to Angus Council Social Work.

APPENDIX 2: NOTABLE EVENT – My Street 2

COMMUNITY WALK ROUNDS IN ANGUS HELP SAFETY TEAMS SPOT FIRE HAZARDS



Community clean-ups took place across Angus thanks to a multi-agency project to reduce fire risks during the Covid-19 pandemic.

SFRS teamed up with Voluntary Action Angus (VAA) and put together local teams to take to the streets to identify areas of concern, such as bins overflowing, fly tipping or rubbish in stairwells.

Watch Commander Judi Young, Gary Malone (VAA) and Deborah Benson (VAA) provided feedback of their findings following their local walk arounds so that special uplifts could be carried out or skips could be brought in to help alleviate the problem. This was done in conjunction with Angus Council.

Watch Commander Judi Young thought the project, called **My Street 2**, was hugely beneficial and not only cleared the fire risk but allowed our communities to live in cleaner areas and be free of potential vermin.

These types of issues are present all year round, but they seemed worsen during the start of COVID19 Lockdown because people were at home all the time and recycling centres had closed.



VAA provides a fantastic partnership approach to local issues and the My Street 2 helped protect communities during this time. It was a great initiative to be involved in because we helped identify the areas in need of extra support and give advice including storing of rubbish in a secure place if possible, not overflowing refuse areas, not putting bins out for emptying until the day of collection, while also being alert to strangers loitering in local areas to protect against deliberate fire-raising.

This was also followed up by local Firefighters from RDS Stations to put up posters about refuse in Common Stairwells throughout Angus in Blocks of flats.