



QUARTERLY MONITORING REPORT

Covering the activities and performance in support of the Local Fire and Rescue Plan for Angus



SCOTTISH
FIRE AND RESCUE SERVICE
Working together for a safer Scotland

Quarter Two: 2020/21

**Working together
for a safer Scotland**



ABOUT THE STATISTICS IN THIS REPORT

The activity totals and other statistics quoted in this report are provisional in nature and subject to change as a result of ongoing quality assurance and review.

Because all statistics quoted are provisional there may be differences in the period totals quoted in our reports after original publication which result from revisions or additions to the data on our systems.

From 2015-16 onwards responsibility for the publication of end-year statistical data transferred from the Scottish Government to the Scottish Fire and Rescue Service (SFRS). This change of responsibility does not change the status of the figures quoted in this and other SFRS reports reported to the Committee.

TABLE OF CONTENTS	PAGE
Introduction	5
Quarterly Performance Summary	6
Quarterly Performance Highlights	7
Priority 1 - Improving Fire Safety in The Home	8
HI 1 – Accidental Dwelling Fires (ADF)	8
HI 2 – ADF Fatal Casualties	8
HI 3 – ADF Non-Fatal Casualties	8
Priority 2 - Improving Fire Safety and Resilience in the Business Community	10
HI 4 - Non-Domestic Building Fires	10
HI 5 – Fatal Casualties in Non-Domestic Buildings	10
HI 6 – Non-Fatal Casualties in Non-Domestic Buildings	10
Priority 3 - Minimising the Impact of Unintentional Harm	12
HI 7 – Road Traffic Collision (RTC) Incidents	12
HI 8 – Fatal RTC Casualties	12
HI 9 – Non-Fatal RTC Casualties	12
Priority 4 - Reducing Unwanted Fire Alarm Signals	14
HI 10 – Unwanted Fire Alarm Signals (UFAS)	14
Priority 5 - Reducing Deliberate Fires	16
HI 11 – Deliberate Primary Fires	16
HI 12 – Deliberate Secondary Fires	16
Priority 6 - Effective Risk Management and Operational Preparedness	18
Appendix 1: Community Safety Engagement Programmes	19
Appendix 2: Notable Event – Partnership Outreach Work	21

This page is intentionally blank

INTRODUCTION

This is the quarter two monitoring report covering the SFRS's performance and activities in support of the six priorities in the Local Fire and Rescue Plan for Angus, namely:

- Priority 1 - Improving fire safety in the home
- Priority 2 - Improving fire safety and resilience in the business community
- Priority 3 - Minimising the impact of unintentional harm
- Priority 4 - Reducing unwanted fire alarm signals
- Priority 5 - Reducing deliberate fires
- Priority 6 - Effective risk management and operational preparedness













As well as supporting the six priorities in the Local Fire and Rescue Plan for Angus, this monitoring report shows how SFRS activities and performance contribute to the wider priorities of the Angus Council Community Planning Partnership (CPP), as set out in the Angus Community Plan.

The figures in this report are provisional, to provide the Committee with the SFRS's direction of travel in the Angus area, in terms of performance against headline indicators and targets. Most figures will not change; however, members should note that there may be some small variations for some indicators when the final confirmed figures are published by the SFRS.




The Angus Council Scrutiny and Audit Committee agreed the new Local Fire and Rescue Plan for Angus on 22 September 2017, covering the 3-year period from 01 October 2017 to September 2020. In support of delivering the priorities in this plan, 12 headline indicators and targets have been set, and form the basis of this quarterly monitoring report.

PERFORMANCE SUMMARY

The table below provides a summary of 2020/21 quarter two activity and year to date (YTD) progress, based on annual targets set against headlines indicators. It aims to provide – at a glance – our direction of travel during the current reporting year.

Q2: All Incidents Attended - 396		
<p>HI 1 Accident Dwelling Fires</p>  <p>Q2 – 15 Incidents YTD – 36 Incidents Annual Target – below 76</p>	<p>HI 2 ADF Fatal Casualties</p>  <p>Q2 – 0 YTD – 0 Annual Target – 0</p>	<p>HI 3 ADF Non-Fatal Casualties</p>  <p>Q2 – 6 YTD – 11 Annual Target – below 17</p>
<p>HI 4 Non-domestic Building fires</p>  <p>Q2 – 0 Incidents YTD – 3 Incidents Annual Target – below 15</p>	<p>HI 5 Fatal Casualties in Non-Domestic Building Fires</p>  <p>Q2 – 0 YTD – 0 Annual Target – 0</p>	<p>HI 6 Non-Fatal Casualties in Non-Domestic Building Fires</p>  <p>Q2 – 0 YTD – 0 Annual Target – 0</p>
<p>HI 7 Road Traffic Collisions (RTC)</p>  <p>Q2 – 16 Incidents YTD – 25 Incidents Annual Target – below 55</p>	<p>HI 8 Fatal RTC Casualties</p>  <p>Q2 – 1 YTD – 2 Annual Target – below 3</p>	<p>HI 9 Non-Fatal RTC Casualties</p>  <p>Q2 – 7 YTD – 11 Annual Target – below 30</p>
<p>HI 10 Unwanted Fire Alarm Signals</p>  <p>Q2 – 86 Incidents YTD – 132 Incidents Annual Target – below 355</p>	<p>HI 11 Deliberate Primary Fires</p>  <p>Q2 – 7 Incidents YTD – 24 Incidents Annual Target – below 28</p>	<p>HI 12 Deliberate Secondary Fires</p>  <p>Q2 – 30 Incidents YTD – 84 Incidents Annual Target – below 110</p>

YTD Performance, Based on Annual Target

	Below target
	Less than 10% above target
	More than 10% above target

PERFORMANCE HIGHLIGHTS

Of the 12 headline indicators and targets, the following performance should be noted for quarter two 2020/21:

- The number of **Accidental Dwelling Fires (ADF)** was slightly down when compared to the 3-year average but with no apparent trends. During quarter two, 13 of the 15 recorded were classed as low severity, requiring little or no intervention from the Service and minimal fire damage.
- There were zero **ADF Fatalities**, and 6 **ADF Casualties** during quarter two. ADF Casualties are slightly increased however we continue to target our Home Safety Visits towards the vulnerable in our communities and our high-risk visits carried out have increased.
- The number of **Non-Domestic Building Fires** during quarter one was zero and therefore below average for the quarter. **Non-domestic Fire Fatalities and Non-Fatal Fire Fatalities** were zero, and therefore continue to stay very low.
- We attended **16 Road Traffic Collision's (RTCs)** during quarter two which is slightly down when compared to the 3-year average. There was **1 RTC Related Fatality, and 7 RTC Related Injuries** – the latter below the 3-year average for the time of year.
- We dealt with **86 Unwanted Fire Alarm Signals (UFAS)** during quarter two which is well down on the average due to COVID19 and buildings not being occupied in the early part of the quarter. We continue to work towards reducing UFAS through engagement with our highest offenders.
- A total of **7 Deliberate Primary Fires** were reported during quarter two, which is below the 3-year average for the quarter. There were **30 Deliberate Secondary Fires** reported during quarter two, which is also slightly above average when compared to the last 3 years for quarter two.
- Our firefighters continue to train in all aspects of their role to ensure they are operationally prepared for what is required and although difficult during the current pandemic we have continued where possible to gather information on local risks to assist us in an emergency.
- Finally, COVID19 has hit all areas hard and we have been supportive of the Local Resilience Partnership (LRP) during this period offering support where possible whilst maintaining a frontline emergency response. This pandemic continues to dictate some areas of our work due to the restrictions in place but be assured in our ability to provide a first-class service and I draw your attention to appendices 1 & 2 for some of the great partnership working which is still ongoing.

PRIORITY 1 - IMPROVING FIRE SAFETY IN THE HOME

HI 1 – Accidental Dwelling Fires (ADF)

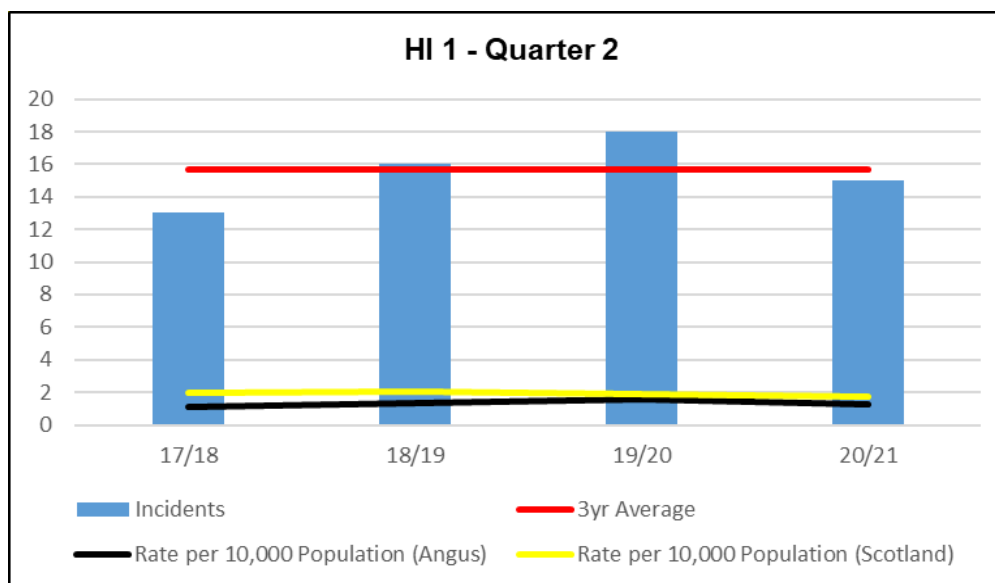


Table 1: 2020/21 Year Performance

	17/18	18/19	19/20	20/21	YTD	Annual Target
HI 1: ADF's	29	35	36	36	Green	76

HI 2 - ADF Fatal Casualties & HI 3 - ADF Non-Fatal Casualties

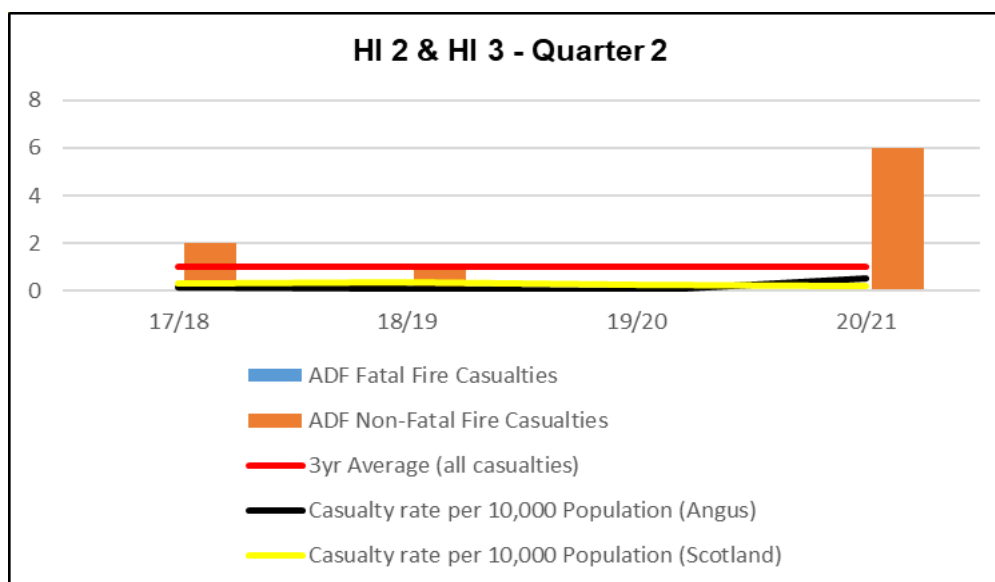


Table 2: 2020/21 Year Performance

	17/18	18/19	19/20	20/21	YTD	Annual Target
HI 2: ADF Fatal Casualties	0	0	0	0	Green	0
HI 3: ADF Non-Fatal Casualties	4	8	2	11	Red	17

Indicator Description

The largest single type of primary fire in Angus is accidental fires in the home and their prevention is a key focus of the Service's community safety activity.

HI 1 – Accidental Dwelling Fires (ADF)

As a headline target, the aim is to reduce the rate of ADF's, in a growing Angus population and changing demographics, by keeping these fires **below 76**, each year.

HI 2 – ADF Fatal Casualties

This indicator counts those people for whom fire has been clearly identified as the cause of death, even if they die some-time after the actual fire. Those who die at, or after, the fire but where fire is **not** identified as the cause of death are not included in these figures. As a headline target, the aim is to have **Zero ADF Fatal Casualties**, in Angus each year.

HI 3 – ADF Non-Fatal Casualties

This headline target counts all types of non-fatal fire injury in the home, including precautionary checks. As a headline target, the aim is to reduce the risk of injury from fire in the home, in an increasing Angus population, by keeping fire injuries **below 17**, each year.

What we aim to Achieve

As well as helping to deliver Priority One: *Improving Fire Safety in the Home*, meeting the headline targets will also support a long-term ambition in the Angus LOIP: *To be in the top five Scottish local authority areas for least rate of primary dwelling fires by 2030.*

We also link this headline target to improving the following Angus LOIP outcomes:

- Safe, secure, vibrant and sustainable communities
- Improved physical, mental and emotional health and well-being
- An enhanced, protected and enjoyed natural and built environment

Performance Management

There were 15 ADFs during quarter two which is slightly below average of the previous 3 years for that quarter. Half of these of these are attributed to cooking with two thirds having impairment due to drugs or alcohol as a contributing factor. In 13 of our ADFs there was very little or no fire damage and in most cases, there was no firefighting action required other than removal from the heat source. Based on our target of keeping ADFs below 76 each year, we are showing green for the HI 1 annual target.

There were zero ADF Fatal Casualties during quarter two, and therefore we show green for achieving the HI 2 annual target.

There were 6 ADF Non-Fatal Casualties during quarter two, which is slightly above the average for that quarter. This was from 3 incidents, 2 of which were cooking related and 1 overheating from an electric fire. 3 of the victims were from one incident and of all the victims only 1 was taken to hospital for slight injuries with the remainder having precautionary check-ups or receiving Oxygen Therapy. Based on our target of keeping fire casualties below 17 each year, we are showing red for the HI 3 annual target.

In support of the targets, Appendix One, details a range of our activities during quarter two which has been limited due to COVID19. This included completing many high-risk Home Fire Safety Visits (HFSV's) and using patrols to reduce the build-up of communal combustible rubbish. We also done virtual visits to residents who had requested a visit and promoted our self-assessment checker.

PRIORITY 2 – IMPROVING FIRE SAFETY AND RESILIENCE IN THE BUSINESS COMMUNITY

HI 4 – Non-Domestic Building Fires

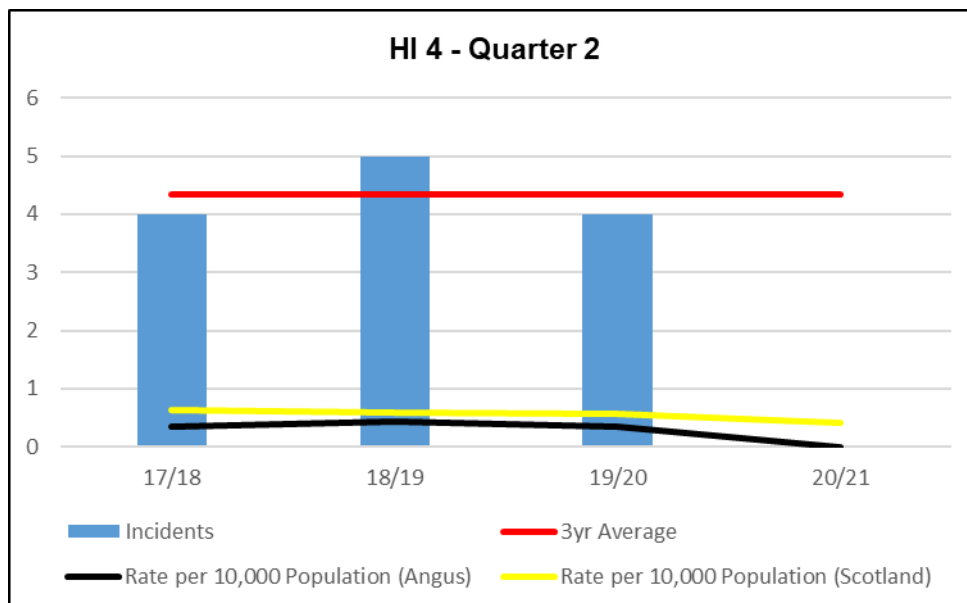


Table 3: 2020/21 Year Performance

	17/18	18/19	19/20	20/21	YTD	Annual Target
HI 4: Non-Domestic Building Fires	9	8	10	3	Green	15

HI 5 – Fatal Fire Casualties in Non-Domestic Buildings & HI 6 – Non-Fatal Fire Casualties in Non-Domestic Buildings

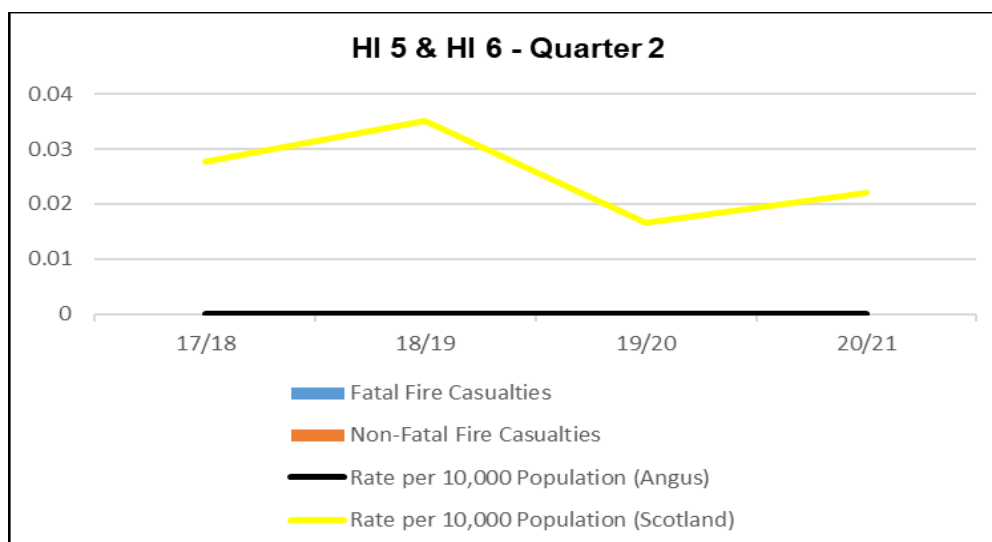


Table 4: 2020/21 Year Performance

	17/18	18/19	19/20	20/21	YTD	Annual Target
HI 5: Fatal Fire Casualties	0	0	0	0	Green	0
HI 6: Non-Fatal Fire Casualties	0	0	0	0	Green	0

Indicator Description

These headline indicators and targets cover the types of non-domestic buildings applicable to Part 3 of the Fire (Scotland) Act 2005 ('The Act') (e.g. care homes, hotels and hospitals) and is designed to reflect the effectiveness of fire safety management in respect of these types of buildings.

HI 4 - Non-Domestic Building Fires Applicable to the Act

As a headline target, the aim is to reduce the rate of accidental fires in non-domestic buildings (where The Act applies), by keeping these fires **below 15**, in Angus each year.

HI 5 – Fatal Fire Casualties in Non-Domestic Building Fires Applicable to the Act

This indicator counts those people for whom fire has been clearly identified as the cause of death, even if they die sometime after the actual fire. Those who die at, or after, the fire but where fire is **not** identified as the cause of death are not included in these figures. As a headline target, the aim is to have **Zero Fatal Fire Casualties** in non-domestic buildings applicable to the Act, in Angus each year.

HI 6 – Non-fatal Fire Casualties in Non-Domestic Building Fires Applicable to the Act

This headline target counts all types of non-fatal fire injury in non-domestic buildings, including precautionary checks. As a headline target, the aim is to have **Zero Non-Fatal Fire Casualties** in non-domestic buildings applicable to the Act, in Angus each year.

What we aim to Achieve

As well as helping to deliver Priority Two: *Improving Fire Safety and Resilience in the Business Community*, we also link this headline target to improving the following Angus LOIP outcomes:

- Safe, secure, vibrant and sustainable communities
- An inclusive and sustainable economy
- An enhanced, protected and enjoyed natural and built environment

Performance Management

There were no accidental fires in non-domestic buildings during quarter two, which is below average for that quarter compared to the previous three years. With an annual target of 15 we are showing green for HI 4. The numbers involved in Angus are low for this type of incident and currently no cause concern.

There were zero Non-Domestic Fatal Casualties during quarter two. Based on our target of zero Fatal Casualties for the year end, we are showing green for the HI 5 annual target.

There were zero Non-Domestic Non-Fatal Casualties during quarter two. Based on our target of zero Non-Fatal Casualties for the year end, we are showing green for the HI 6 annual target.

During quarter two, there were 24 fire safety audits carried out 4 of which were post fire audits at premises affected by fire. We continue to engage with the business community where possible on Fire Safety related issues.

PRIORITY 3 – MINIMISING THE IMPACT OF UNINTENTIONAL HARM

HI 7 – Road Traffic Collision (RTC) Incidents

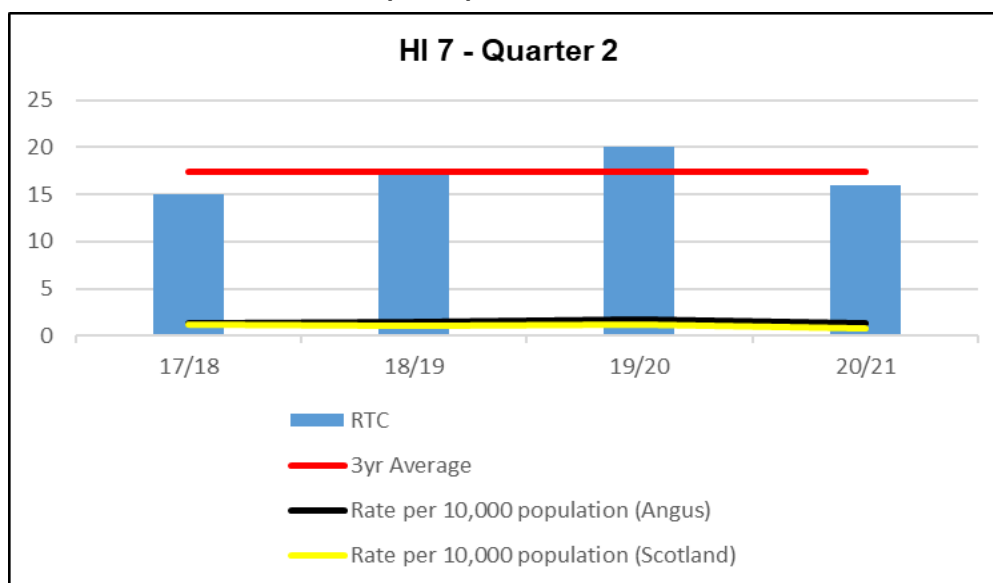


Table 5: 2020/21 Year Performance

	17/18	18/19	19/20	20/21	YTD	Annual Target
HI 7: RTC Incidents	36	25	29	25	Green	55

HI 8 – Fatal RTC Casualties & HI 9 – Non-Fatal RTC Casualties

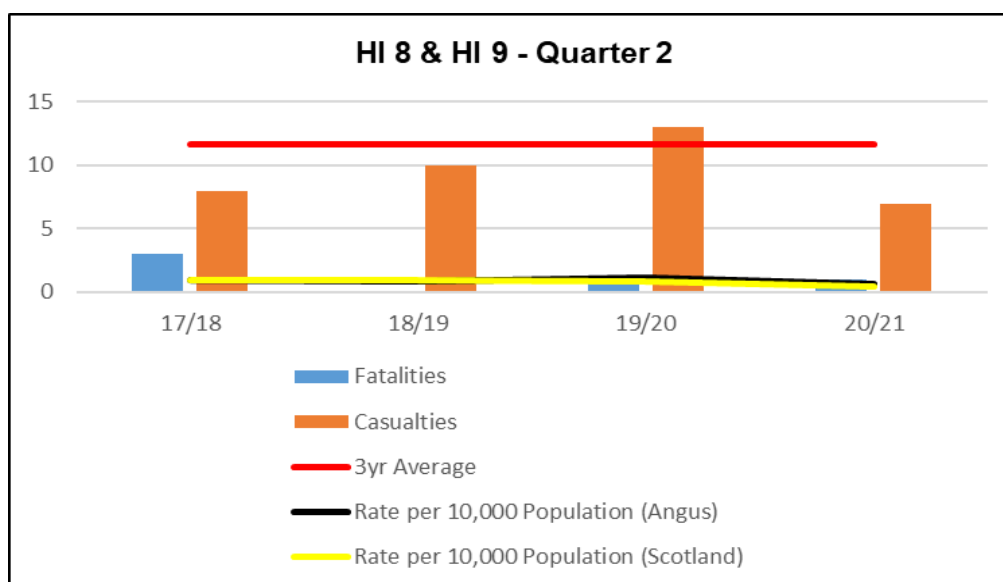


Table 6: 2020/21 Year Performance

	17/18	18/19	19/20	20/21	YTD	Annual Target
HI 8: Fatal RTC Casualties	5	0	2	2	Red	3
HI 9: Non-Fatal RTC Casualties	20	13	16	11	Green	30

Indicator Description

The SFRS has become increasingly involved in more non-fire related prevention work, in support of its role in promoting the wider safety and well-being of its communities, including minimising the impact of unintentional harm. The headline indicators and targets reflect the fact that most of non-fire related incidents attended by the SFRS in Angus are RTC Incidents.

HI 7 - RTC Incidents

As a headline target, the aim is to reduce the rate of RTC incidents, by keeping them **below 55** each year.

HI 8 – Fatal RTC Casualties

As a headline target, the aim is to reduce the risk of death from RTC's in Angus, by keeping them **below 3** each year.

HI 9 - Non-fatal RTC Casualties

As a headline target, the aim is to reduce the risk of injury from RTC's in Angus, by keeping non-fire injuries **below 30** each year.

What we aim to Achieve

As well as helping to deliver Priority Three: *Minimising the Impact of Unintentional Harm*, we also link these headline targets to improving the following Angus LOIP outcomes:

- Safe, secure, vibrant and sustainable communities
- Improved physical, mental and emotional health and well-being

Performance Management

During quarter two we attended 16 RTC Incidents, to assist other blue light partners in the release/extrication of the occupants of the vehicles, which is slightly below the three-year average for the quarter. They were mainly around the Kirriemuir and Montrose areas. Based on our target of keeping RTC's below 55 each year, we are currently achieving the HI 7 annual target.

There was unfortunately 1 Fatal RTC Casualty reported during quarter two involving a lorry and a car on the A92 at Montrose. Based on our target of keeping Fatal RTC Casualties below 3 each year, we are showing red the HI 8 annual target.

There were 7 Non-Fatal RTC Casualties during quarter two which is down on the 3-year average for the time of year. 3 occurred in Montrose and District and 3 in Kirriemuir and Dean. 4 of the casualties had serious injuries with 3 being minor. Based on our target of keeping Non-Fatal RTC Casualties below 30 each year, we show green for the HI 9 annual target.

We continue to aim to drive down these types of incidents by engaging in partnership approaches and safety forums. Safe Drive is suspended for 2020 however Tayside Road Safety Forum are currently looking at a new road safety education strategy for 2021.

Of our other 49 special services, over half were effecting entry during quarter two whereby there was concern for the occupier of a premise and a partner agency required our assistance. We continue to see an increase in this type of incident along with assisting other agencies to lift or remove casualties.

We are also investigating working with the Red Cross assessment at home teams to support those most at risk of fire following reintegration into the home following hospitalisation. This will be reported on further in future reports.

PRIORITY 4 – REDUCING UNWANTED FIRE ALARM SYSTEMS

HI10 – Unwanted Fire Alarm Signals

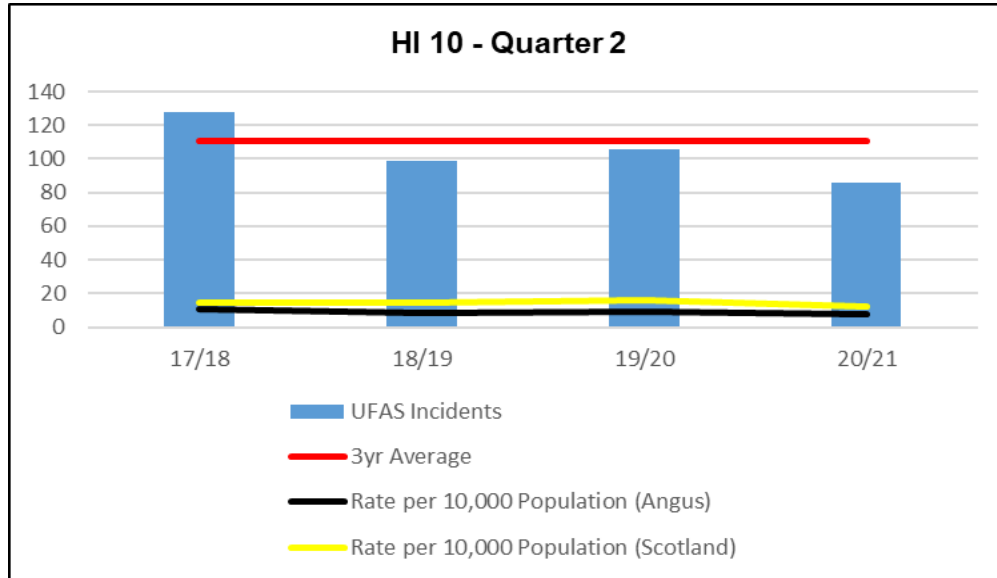


Table 7: 2020/21 Year Performance

	17/18	18/19	19/20	20/21	YTD	Annual Target
HI 10: UFAS Incidents	225	203	207	132	Green	355

Indicator Description

Automatic Fire alarms (AFA) are fundamental to providing early warning from fire, giving people the chance to evacuate safely. However, to be effective, they must be properly installed and maintained, and a good fire safety management regime must be in place by the duty holder, so they do not activate when there is no fire.

Every Unwanted Fire Alarm Signal (UFAS) from an AFA has an impact in terms of unnecessary blue light journeys, redirecting SFRS resources away from other activities such as community safety work and causing considerable disruption to businesses.

HI 10 – Unwanted Fire Alarm Signals (UFAS)

As a headline target, the aim is to improve fire safety management and awareness, by reducing the number of attendances to unwanted fire alarm signals (UFAS) from automatic systems in non-domestic buildings to **less than 355** each year.

What we aim to Achieve

As well as helping to deliver Priority Four: *Reducing Unwanted Fire Alarm Signals*, this headline target supports the SFRS's national target for reducing UFAS by 15% over the next three years.

We also link this headline target to improving the following Angus LOIP outcomes:

- An inclusive and sustainable economy

Performance Management

During quarter two, we were called out to 86 UFAS incidents, which is below the 3-year average for the quarter partly due to buildings being unoccupied in the first part of the quarter. We are showing green for the HI 10 annual target.

The table below lists the top property types that had persistent call-outs due to UFAS incidents during quarter four.

Property Types	No. of UFAS
Care/Nursing/Residential Homes	21
Industrial Manufacturing/Processing	19
Hospitals/Medical	15
Entertainment and Culture	12
Education (Primary/Secondary)	8

A quarter of all UFAS during quarter two, occurred care/nursing/residential properties and we continue to engage with these types of premises to try and reduce this number. The other 11 not in the table are made up of other public buildings and hotels. One of the priorities of SFRS is to reduce the amount of UFAS calls we receive. The Fire Safety Enforcement Officer (FSEO) engages with duty holders during the audit process to offer advice on reducing the unwanted activations including considering cost effective technical solutions (e.g.re-positioning fire detector heads and changing detector types). We will continue to engage with the owners of such properties, to ensure agreed UFAS reduction plans are being implemented and regularly reviewed for effectiveness.

PRIORITY 5 – REDUCING DELIBERATE FIRES

HI 11 – Deliberate Primary Fires

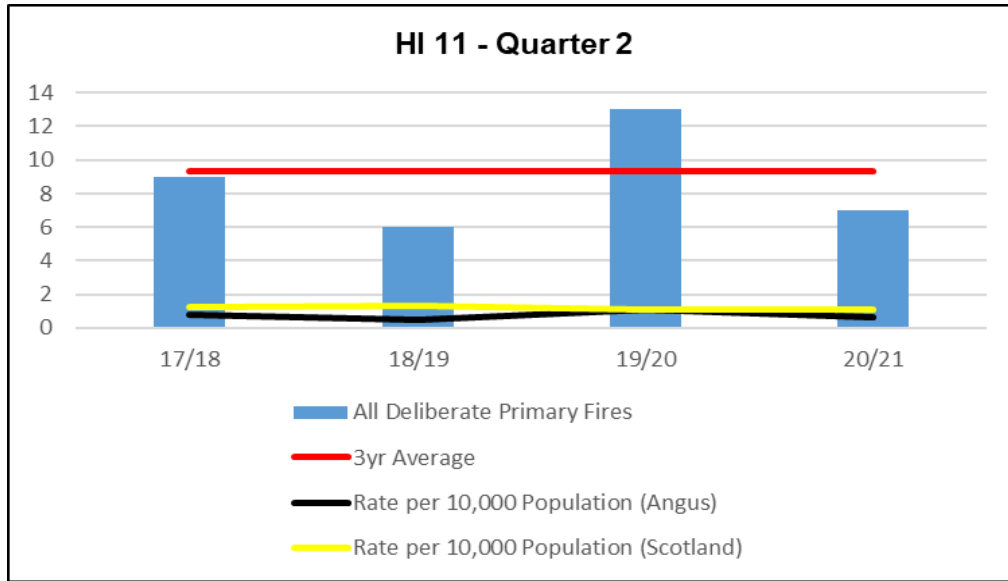


Table 8: 2020/21 Year Performance

	17/18	18/19	19/20	20/21	YTD	Annual Target
HI 11: Deliberate Primary Fires	21	10	24	24	Red	28

HI 12 – Deliberate Secondary Fires

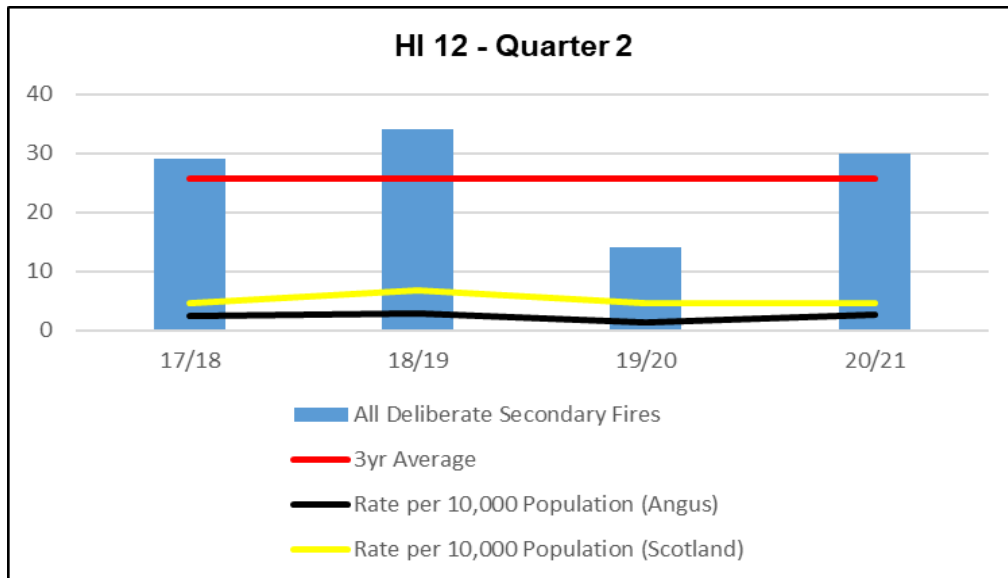


Table 9: 2020/21 Year Performance

	17/18	18/19	19/20	20/21	YTD	Annual Target
HI 12: Deliberate Secondary Fires	84	78	57	84	Red	110

Indicator Description

These headline indicators and targets account for all types of fire that are believed to have been started intentionally, and are categorised as Deliberate Primary Fires and Deliberate Secondary Fires.

HI 11 – Deliberate Primary Fires

These deliberate fires cover the following types:

- Fires in the home
- Fires in non-domestic buildings
- Fires in motor vehicles

As a headline target, the aim is to reduce the rate of deliberate primary fires in Angus by keeping these fires **below 28** each year.

HI 12 – Deliberate Secondary Fires

These deliberate fires cover the majority of outdoor fires including grassland, refuse fires and fires in derelict buildings. As a headline target, the aim is to reduce the rate of deliberate secondary fires in Angus by keeping these fires **below 110** each year.

What we aim to Achieve

As well as helping to deliver Priority Five: *Reducing Deliberate Fires*, we also link this headline target to improving the following Angus LOIP outcomes:

- Safe, secure, vibrant and sustainable communities
- An inclusive and sustainable economy
- An enhanced, protected and enjoyed natural and built environment
- Children in Angus will have the best start in life

Performance Management

There were 7 deliberate primary fires reported during quarter two, which is below the quarter two average of 9. Of these, 4 were outdoors in grassland, and 3 were within Rossie young offender's unit. From this information we are working with partners to carry out training and education at Rossie Secure Unit. Based on our target of keeping the number of deliberate primary fires in Angus below 28 each year, we are showing red for the HI 11 annual target.

There were 30 deliberate secondary fires reported during quarter two, which is above average for the quarter compared to the previous three years. The majority of these involve grassland and refuse and are predominantly in Monifieth and Sidlaw, and Forfar and District. We continue to work through our thematic action plan around youth engagement in these areas and have the wardens in DCC assisting around the border areas. You will see from appendix 2 some of the work we have carried out in the Forfar area. There have also been larger accumulations of rubbish due to COVID19 and recycling centres being closed.

Based on our target of keeping the number of deliberate secondary fires in Angus below 110 each year, we are showing red for the HI 12 annual target.

Although our youth engagement has been limited over quarter two we are providing education packages onto the schools' online education services to allow teachers access to continue to work where possible to engage with our local youth groups.

PRIORITY 6 – EFFECTIVE RISK MANAGEMENT AND OPERATIONAL PREPAREDNESS

Description

Risk Management and operational preparedness is a key area of work for the SFRS. In Angus, this means:

- Knowing what the risks are in Angus and then making plans, so we are resilient to respond to any event.
- Being prepared to respond to national threats or major emergencies.
- Developing flexibility to deploy crews, to take on a broadening role within the community.
- Firefighters being equipped to deal with emergencies safely and effectively, and our stations being in a constant state of readiness.

What we aim to Achieve

As well as helping to deliver Priority Six: *Effective Risk Management and Operational Preparedness*, our activities also support improving the following Angus LOIP outcomes:

- Safe, secure, vibrant and sustainable communities
- An inclusive and sustainable economy
- An enhanced, protected and enjoyed natural and built environment
- Improved physical, mental and emotional health and well-being

Activity

During quarter two we delivered our quarterly training commitment to operational firefighter's, whereby we trained and tested their preparedness to deal with:

Marine Incidents	Health, Safety and Risk Management
Incidents in Secure Accommodation	Ladders
Fires in Commercial Buildings	Hazardous Materials

With COVID19 much of our face to face training has been moved to remote and socially distanced. This has also limited our off-station training opportunities and joint exercises with partner agencies.

Firefighters continued to carry out Operational Intelligence visits where possible remotely within their station area so that they are aware of the associated risks and hazards, and if required can take effective actions in dealing with incidents at these sites. All this information is continually updated on our tablets carried on frontline appliances thus giving our staff information at point of need.

Throughout the pandemic we have managed to maintain a full frontline emergency response with areas across Angus actually showing better availability of our RDS staff due to working from home and the furlough scheme. We continue to promote the service and where required target recruitment at our areas of need.

APPENDIX 1: COMMUNITY SAFETY ENGAGEMENT PROGRAMMES

This section provides details of community safety engagement programmes undertaken within Angus during the second quarter of 2020-21, in support of our priorities and targets.

Fire Engagement

1. Angus Community Action Team (CAT) worked with Angus Education Virtual schools officer promoting SFRS anti-social fire prevention initiatives as part of seasonal Summer Thematic Action Plan with schools throughout Angus.
2. Carried out outreach work with the Glensview Group, Forfar after the recent reporting of fire and anti-social behaviour within the area.
3. Carried out one to one specialist counselling with young persons identified by police Scotland as being involved in anti-social behaviour in Forfar area.
4. Carried out leaflet drops to official campsites in the area promoting safe use of BBQs and camp fires.
5. Angus CAT carried out visits to flatted properties in Brechin after reports combustible materials stored in communal areas and highlighting dangers of storing them with local residents.
6. Angus CAT and crews from Kirriemuir Fire Station carried out joint weekend patrols with Police Scotland to educate campers. (See Opposite)

Persons at Risk

7. Angus CAT carried out various home fire safety visits and fitted over 10 hard of hearing smoke alarms to vulnerable residents.
8. Angus CAT carried out joint Home Fire Safety Visits with vulnerable residents at Kirkriggs supported living accommodation, Forfar.
9. Numerous Joint Home Fire Safety Visits ongoing with Angus CAT members and Community Mental Health Teams, Angus Council Home Care Assessors, Community Housing Teams, Deaf Links workers etc.
10. Promoted SFRS new COVID 5 point home fire safety checklist.
11. Worked closely with NHS district nurses to identify persons at risk who smoke in bed whilst using an air mattress.
12. Continue to work with Angus Adult protection in providing a coherent response to the issue of Hoarding and Self- neglect to members of the community in Angus.

Referrals

13. Continue to attend Early Screening Group (ESG) fortnightly meetings to identify vulnerable person who require a Home Fire Safety Visit.
14. On-going Home Fire Safety Visit referrals from Police Scotland, Locality District Nursing Teams, Community Mental Health Teams, Social Work teams, North East Sensory Services (NESS), Angus Care & Repair, Community Housing Teams etc.
15. Angus crews carried out 271 High Risk Home Fire Safety Visits as part of the SFRS "Make the Call" initiative, targeting residents who have been identified as at risk of fire in their homes.
16. 8 Adult Protection (AP1) referral forms were submitted to Angus Council Social Work over the period.

17. Angus LALO attended 6 virtual multi agency Case Conferences involving persons identified as vulnerable and at risk.
18. Angus CAT continued dialogue with partner agencies regarding future planning for re-introduction of Fire Academy.



Kirriemuir RDS teamed up with Police Scotland to run an initiative to tackle Anti-Social behaviour around Lintrathen Loch.

There were 2 small groups of campers we engaged with. Advice was given to both groups and leaflets used for Summer Safety to cover camping safely and we used our Bonfire Leaflet to cover them both having small fires.

APPENDIX 2: NOTABLE EVENT – PARTNERSHIP OUTREACH WORK



After a recent spate of anti-social behaviour including wilful fire raising. Angus Community Action Team (CAT) arranged to undertake some partnership outreach work with the Glenview Group in Forfar. The aim of this would be to provide (CAT) with the opportunity to meet residents of the local community and discuss the issues associated with wilful fire raising in potential “hot spots”.

Good conversations were had with community representatives around the possible introduction of youth diversionary activities allowing young people to channel their energies in a positive way. Unfortunately, like everything else COVID has decimated SFRS youth engagement activities in recent months and this might be reflected in a slight increase in anti-social behaviour in the area.

Newly appointed Fire Service Community Support Advocate Kenny Petrie said, “It was a really good opportunity to get out and about and speak with local community representatives and get a flavour of what is happening in the area”. He went on to say that this is something that SFRS would like to promote in all the Angus towns in the future.

Here is a picture of Kenny carrying out his “walk about” with local community representatives.



Through our continued partnership approach there has been a youth identified from our Police Scotland colleagues in regard to some fire setting and anti-social behaviour in the area and the Community Action Team have been working through our Firesetters programme of education with the person to try and influence behaviour and eliminate future occurrence.