












Summary Performance Dashboard










Improving Health and Wellbeing

1 measure is greater than 5% variance against target/trajectory

Number of people aged over 65 admitted to hospital following a fall as a rate per 1,000 population (<i>National Indicator</i>) 19/20 25.1  20/21 Q2 24.2 Target n/a														
Number of people that were prescribed items for hypertension in Angus as a crude rate per 1,000 19/20 142  20/21 Q1 140 Target 2022 140.5 					Number of people prescribed items for diabetes in Angus as crude rate per 1,000 19/20 49  20/21 Q1 49 Target 2022 49 					Number of people prescribed items for anxiety and depression in Angus as a crude rate per 1,000 19/20 335  20/21 Q1 328 Target 2022 336 				
Number of people in Angus using Telecare items as a rate per 1,000 population 19/20 5.0  20/21 Q2 5.0 Target 2020 9.0 					Number of people using short breaks as a rate of 1,000 population 19/20 4.2  20/21 Q2 4.1 Target n/a					Number of respite nights for people aged over 65 as a rate of 1,000 population 19/20 370  20/21 Q2 359 Target n/a				













Supporting Care needs at home

2 measures are greater than 5% variance against target/trajectory

Percentage of people using alcohol and drug services treated within 3 weeks of referral) 19/20 97%  20/21 Q2 97% Target =90% 					Number of people receiving personal care as a rate per 1,000 population 19/20 18.2  20/21 Q2 19.4 Target 2022 15.4 					Number of personal care hours as a rate per 1,000 adult population 19/20 5383  20/21 Q2 5752 Target n/a				
Average age that someone over 65 is likely to require personal care 19/20 82.49  20/21 Q2 81.02 Target 2022 ≥83.41 years 					Number of personal care hours for people aged over 65 as a rate of the population aged over 65 19/20 13,480  20/21 Q2 14,463 Target 2022 11,088 									





Developing Integrated and Enhanced Primary Care and Community Responses







3 measures is greater than 5% variance against target/trajectory

Emergency admissions for adults as a rate per 1,000 population (National Indicator)	Emergency bed days for adults as a rate per 1,000 population (National Indicator)	Emergency readmissions within 28 days of discharge as a rate of all emergency admissions (National Indicator)
19/20 108  20/21 99 2022 Target 103 	19/20 957  20/21 Q2 851 2022 Target 948 	19/20 106  20/21 Q2 119 Target 100 
Average length of stay for adults following an emergency admission	Number of care home nights as a rate per 1,000 population over 65	Number of people aged over 65 placed in a care home as a rate per 1,000 population
19/20 8.8  20/21 Q2 8.6 2022 Target ≤ 7.6 	19/20 9663  20/21 Q2 9816 Target 9630 	19/20 46.7  20/21 Q2 44.6 Target 48.7 

Improving Integrated Care Pathways for Priorities in Care

1 measures is greater than 5% variance against target/trajectory

Bed days lost to delays in discharge for people aged over 75 as a rate per 1,000 population	Bed days lost to complex delays (all ages) (MSG indicator)
19/20 260  20/21 Q2 228 Target -5% 	19/20 798  20/21 Q2 917 Target -10% 

	Key: all data derived from local management information not national statistics.		
	Improved performance		Meeting Target/Trajectory
	Static performance		Within 5 % tolerance Of Target/Trajectory
	Decline in performance		Greater than 5% tolerance from Target/Trajectory
NOTE: Data in this report relates to whole years with 2020/21 Q2 referring to the Year beginning October 2019 and ending in September 2020			