

Report 175/21

Appendix



## QUARTERLY MONITORING REPORT

*Covering the activities and performance in support of the Local Fire and Rescue Plan for Angus*



**SCOTTISH**  
FIRE AND RESCUE SERVICE  
Working together for a safer Scotland

**Quarter Four: 2020/21**

**Working together  
for a safer Scotland**



## **ABOUT THE STATISTICS IN THIS REPORT**

The activity totals and other statistics quoted in this report are provisional in nature and subject to change as a result of ongoing quality assurance and review.

Because all statistics quoted are provisional there may be differences in the period totals quoted in our reports after original publication which result from revisions or additions to the data on our systems.

From 2015-16 onwards responsibility for the publication of end-year statistical data transferred from the Scottish Government to the Scottish Fire and Rescue Service (SFRS). This change of responsibility does not change the status of the figures quoted in this and other SFRS reports reported to the Committee.

<b>TABLE OF CONTENTS</b>	<b>PAGE</b>
<b>Introduction</b>	5
<b>Quarterly Performance Summary</b>	6
<b>Quarterly Performance Highlights</b>	7
<b>Priority 1 - Improving Fire Safety in The Home</b>	8
HI 1 – Accidental Dwelling Fires (ADF)	8
HI 2 – ADF Fatal Casualties	8
HI 3 – ADF Non-Fatal Casualties	8
<b>Priority 2 - Improving Fire Safety and Resilience in the Business Community</b>	10
HI 4 - Non-Domestic Building Fires	10
HI 5 – Fatal Casualties in Non-Domestic Buildings	10
HI 6 – Non-Fatal Casualties in Non-Domestic Buildings	10
<b>Priority 3 - Minimising the Impact of Unintentional Harm</b>	12
HI 7 – Road Traffic Collision (RTC) Incidents	12
HI 8 – Fatal RTC Casualties	12
HI 9 – Non-Fatal RTC Casualties	12
<b>Priority 4 - Reducing Unwanted Fire Alarm Signals</b>	14
HI 10 – Unwanted Fire Alarm Signals (UFAS)	14
<b>Priority 5 - Reducing Deliberate Fires</b>	16
HI 11 – Deliberate Primary Fires	16
HI 12 – Deliberate Secondary Fires	16
<b>Priority 6 - Effective Risk Management and Operational Preparedness</b>	18
<b>Appendix 1: Community Safety Engagement Programmes</b>	19
<b>Appendix 2: Notable Event – Strategic Leadership Team Award</b>	20

This page is intentionally blank

## **INTRODUCTION**

This is the quarter four monitoring report covering the SFRS's performance and activities in support of the six priorities in the Local Fire and Rescue Plan for Angus, namely:

- Priority 1 - Improving fire safety in the home
- Priority 2 - Improving fire safety and resilience in the business community
- Priority 3 - Minimising the impact of unintentional harm
- Priority 4 - Reducing unwanted fire alarm signals
- Priority 5 - Reducing deliberate fires
- Priority 6 - Effective risk management and operational preparedness













As well as supporting the six priorities in the Local Fire and Rescue Plan for Angus, this monitoring report shows how SFRS activities and performance contribute to the wider priorities of the Angus Council Community Planning Partnership (CPP), as set out in the Angus Community Plan.

The figures in this report are provisional, to provide the Committee with the SFRS's direction of travel in the Angus area, in terms of performance against headline indicators and targets. Most figures will not change; however, members should note that there may be some small variations for some indicators when the final confirmed figures are published by the SFRS.




The Angus Council Scrutiny and Audit Committee agreed the new Local Fire and Rescue Plan for Angus on 01 December 2020, covering the subsequent 3-year period. In support of delivering the priorities in this plan, 12 headline indicators and targets have been set, and form the basis of this quarterly monitoring report.

## PERFORMANCE SUMMARY

The table below provides a summary of 2020/21 quarter four activity and year to date (YTD) progress, based on annual targets set against headlines indicators. It aims to provide – at a glance – our direction of travel during the current reporting year.

Q4: All Incidents Attended - 335		
<p><b>HI 1</b> Accident Dwelling Fires</p>  <p>Q4 – 16 Incidents YTD – 76 Incidents Annual Target – below 76</p>	<p><b>HI 2</b> ADF Fatal Casualties</p>  <p>Q4 – 0 YTD – 0 Annual Target – 0</p>	<p><b>HI 3</b> ADF Non-Fatal Casualties</p>  <p>Q4 – 4 YTD – 17 Annual Target – below 17</p>
<p><b>HI 4</b> Non-domestic Building fires</p>  <p>Q4 – 1 Incidents YTD – 7 Incidents Annual Target – below 15</p>	<p><b>HI 5</b> Fatal Casualties in Non-Domestic Building Fires</p>  <p>Q4 – 0 YTD – 0 Annual Target – 0</p>	<p><b>HI 6</b> Non-Fatal Casualties in Non-Domestic Building Fires</p>  <p>Q4 – 0 YTD – 0 Annual Target – 0</p>
<p><b>HI 7</b> Road Traffic Collisions (RTC)</p>  <p>Q4 – 15 Incidents YTD – 49 Incidents Annual Target – below 55</p>	<p><b>HI 8</b> Fatal RTC Casualties</p>  <p>Q4 – 0 YTD – 2 Annual Target – below 3</p>	<p><b>HI 9</b> Non-Fatal RTC Casualties</p>  <p>Q4 – 9 YTD – 22 Annual Target – below 30</p>
<p><b>HI 10</b> Unwanted Fire Alarm Signals</p>  <p>Q4 – 60 Incidents YTD – 269 Incidents Annual Target – below 355</p>	<p><b>HI 11</b> Deliberate Primary Fires</p>  <p>Q4 – 8 Incidents YTD – 42 Incidents Annual Target – below 28</p>	<p><b>HI 12</b> Deliberate Secondary Fires</p>  <p>Q4 – 26 Incidents YTD – 134 Incidents Annual Target – below 110</p>

### YTD Performance, Based on Annual Target

	Below target
	Less than 10% above target
	More than 10% above target

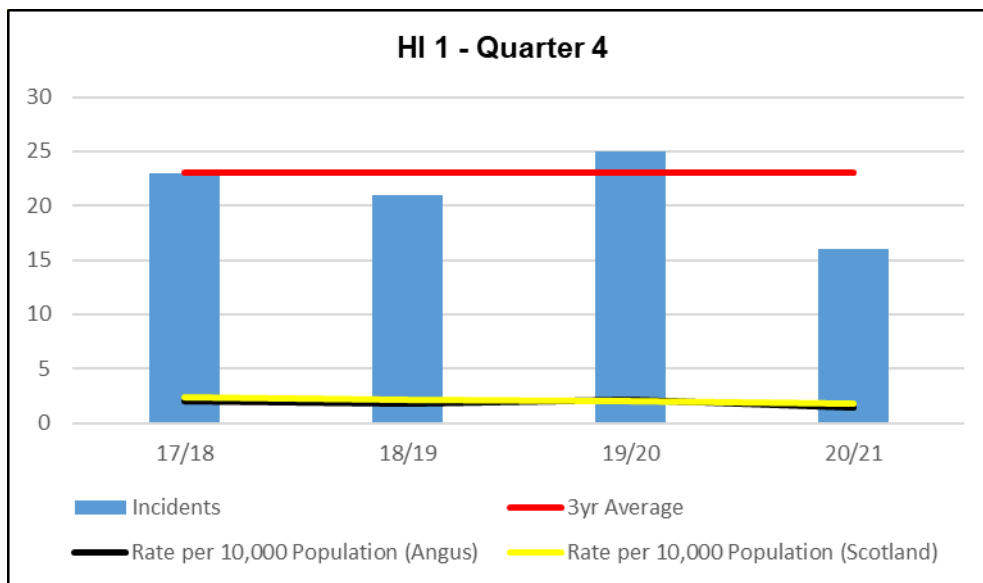
## PERFORMANCE HIGHLIGHTS

Of the 12 headline indicators and targets, the following performance should be noted for quarter four 2020/21:

- The number of **Accidental Dwelling Fires (ADF)** was below the 3-year average with the majority being classed as low severity, requiring little or no intervention from the Service and minimal fire damage.
- There were **Zero ADF Fatalities**, and **4 ADF Casualties** during quarter four which is below average for the quarter.
- There was **1 Non-Domestic Building Fire** during quarter four which is below average for the quarter. **Non-domestic Fire Fatalities and Non-Fatal Fire Fatalities** were **Zero**, and therefore continue to stay very low.
- We attended **15 Road Traffic Collision's (RTCs)** during quarter four which is average for this time of year. There was **Zero RTC Related Fatalities, and 9 RTC Related Injuries** – the latter slightly above the 3-year average for the time of year.
- We dealt with **60 Unwanted Fire Alarm Signals (UFAS)** during quarter four which is down on the 3-year average. We continue to work towards reducing UFAS through engagement with our highest reporters.
- A total of **8 Deliberate Primary Fires** were reported during quarter four, which is above the 3-year average for the quarter. There were **26 Deliberate Secondary Fires** reported during quarter four, which is also above average when compared to the last 3 years.
- Our firefighters continue to train in all aspects of their role to ensure they are operationally prepared for what is required and although difficult during the current pandemic we have continued where possible to gather information on local risks to assist us in an emergency.
- Finally, quarter four has seen us back in lockdown which has hit all areas hard and we have been supportive of the Local Resilience Partnership (LRP) during this period offering support where possible whilst maintaining a frontline emergency response. This pandemic continues to dictate some areas of our work due to the restrictions in place but we hope to be able to begin a return to our activities which will see us helping those most vulnerable within our communities.

## PRIORITY 1 - IMPROVING FIRE SAFETY IN THE HOME

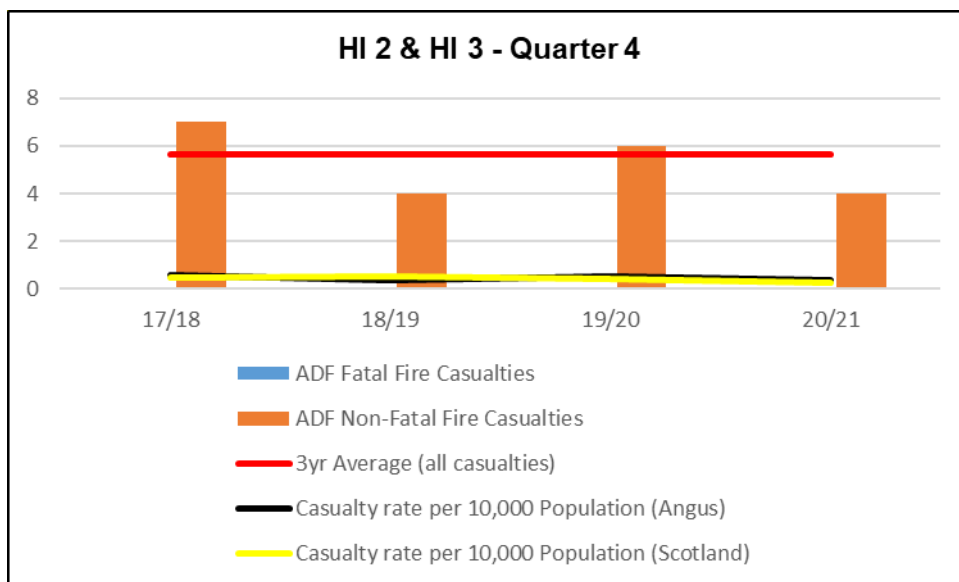
### HI 1 – Accidental Dwelling Fires (ADF)



**Table 1: 2020/21 Year Performance**

	17/18	18/19	19/20	20/21	YTD	Annual Target
<b>HI 1: ADF's</b>	77	80	79	<b>76</b>	<b>Amber</b>	<b>76</b>

### HI 2 - ADF Fatal Casualties & HI 3 - ADF Non-Fatal Casualties



**Table 2: 2020/21 Year Performance**

	17/18	18/19	19/20	20/21	YTD	Annual Target
<b>HI 2: ADF Fatal Casualties</b>	0	2	0	<b>0</b>	<b>Green</b>	<b>0</b>
<b>HI 3: ADF Non-Fatal Casualties</b>	18	12	9	<b>17</b>	<b>Amber</b>	<b>17</b>



### **Indicator Description**

The largest single type of primary fire in Angus is accidental fires in the home and their prevention is a key focus of the Service's community safety activity.

#### HI 1 – Accidental Dwelling Fires (ADF)

As a headline target, the aim is to reduce the rate of ADF's, in a growing Angus population and changing demographics, by keeping these fires **below 76**, each year.

#### HI 2 – ADF Fatal Casualties

This indicator counts those people for whom fire has been clearly identified as the cause of death, even if they die some-time after the actual fire. Those who die at, or after, the fire but where fire is **not** identified as the cause of death are not included in these figures. As a headline target, the aim is to have **Zero ADF Fatal Casualties**, in Angus each year.

#### HI 3 – ADF Non-Fatal Casualties

This headline target counts all types of non-fatal fire injury in the home, including precautionary checks. As a headline target, the aim is to reduce the risk of injury from fire in the home, in an increasing Angus population, by keeping fire injuries **below 17**, each year.

### **What we aim to Achieve**

As well as helping to deliver Priority One: *Improving Fire Safety in the Home*, meeting the headline targets will also support a long-term ambition in the Angus LOIP: *To be in the top five Scottish local authority areas for least rate of primary dwelling fires by 2030.*

We also link this headline target to improving the following Angus LOIP outcomes:

- Safe, secure, vibrant and sustainable communities
- Improved physical, mental and emotional health and well-being
- An enhanced, protected and enjoyed natural and built environment

### **Performance Management**

There were 16 ADFs during quarter four which is below the average of the previous 3 years for that quarter. More than half of these of these are attributed to cooking with 6 involving someone elderly. 3 of them were smoking related with the remainder caused by careless use of equipment. In half of our ADFs there was very little or no fire damage and it was limited to the room of origin. Based on our target of keeping ADF's below 76 each year, we are showing amber in relation to the HI 1 annual target.

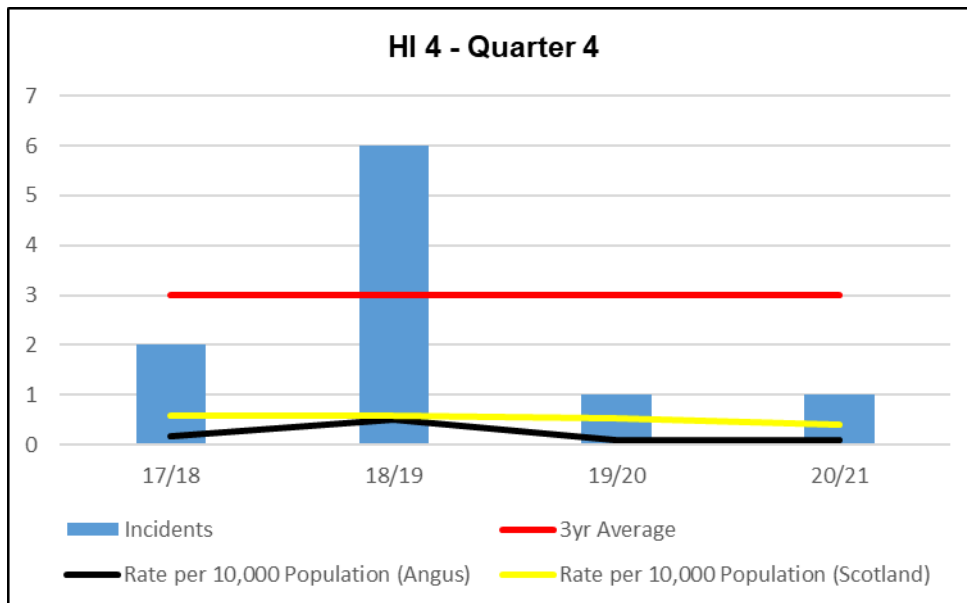
There were Zero ADF Fatal Casualties during quarter four, and therefore we show green for achieving the HI 2 annual target meaning we have not had any fire fatalities in Angus this year.

There were 4 ADF Non-Fatal Casualties during quarter four, which is below the average for the quarter. Based on our target of keeping fire casualties below 17 each year, we are showing amber in relation to the HI 3 annual target.

In support of the targets, Appendix One, details a range of our activities during quarter four which included high-risk Home Fire Safety Visits (HFSV's) and numerous referrals from partners where risk had been identified. We also completed virtual visits to residents who had requested a visit and promoted our self-assessment checker. We also continue to attend multi agency case referrals for vulnerable members of the community and supported the national campaign 'Make the Call'.

## PRIORITY 2 – IMPROVING FIRE SAFETY AND RESILIENCE IN THE BUSINESS COMMUNITY

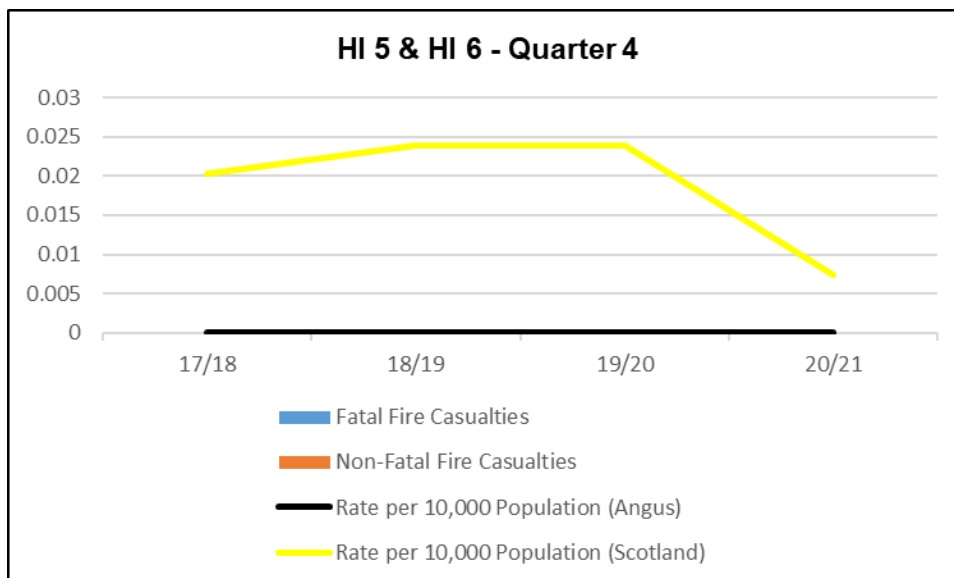
### HI 4 – Non-Domestic Building Fires



**Table 3: 2020/21 Year Performance**

	17/18	18/19	19/20	20/21	YTD	Annual Target
<b>HI 4: Non-Domestic Building Fires</b>	13	19	17	7	Green	15

### HI 5 – Fatal Fire Casualties in Non-Domestic Buildings & HI 6 – Non-Fatal Fire Casualties in Non-Domestic Buildings



**Table 4: 2020/21 Year Performance**

	17/18	18/19	19/20	20/21	YTD	Annual Target
<b>HI 5: Fatal Fire Casualties</b>	0	0	0	0	Green	0
<b>HI 6: Non-Fatal Fire Casualties</b>	0	0	0	0	Green	0

### **Indicator Description**

These headline indicators and targets cover the types of non-domestic buildings applicable to Part 3 of the Fire (Scotland) Act 2005 ('The Act') (e.g. care homes, hotels and hospitals) and is designed to reflect the effectiveness of fire safety management in respect of these types of buildings.

#### HI 4 - Non-Domestic Building Fires Applicable to the Act

As a headline target, the aim is to reduce the rate of accidental fires in non-domestic buildings (where The Act applies), by keeping these fires **below 15**, in Angus each year.

#### HI 5 – Fatal Fire Casualties in Non-Domestic Building Fires Applicable to the Act

This indicator counts those people for whom fire has been clearly identified as the cause of death, even if they die sometime after the actual fire. Those who die at, or after, the fire but where fire is **not** identified as the cause of death are not included in these figures. As a headline target, the aim is to have **Zero Fatal Fire Casualties** in non-domestic buildings applicable to the Act, in Angus each year.

#### HI 6 – Non-fatal Fire Casualties in Non-Domestic Building Fires Applicable to the Act

This headline target counts all types of non-fatal fire injury in non-domestic buildings, including precautionary checks. As a headline target, the aim is to have **Zero Non-Fatal Fire Casualties** in non-domestic buildings applicable to the Act, in Angus each year.

### **What we aim to Achieve**

As well as helping to deliver Priority Two: *Improving Fire Safety and Resilience in the Business Community*, we also link this headline target to improving the following Angus LOIP outcomes:

- Safe, secure, vibrant and sustainable communities
- An inclusive and sustainable economy
- An enhanced, protected and enjoyed natural and built environment

### **Performance Management**

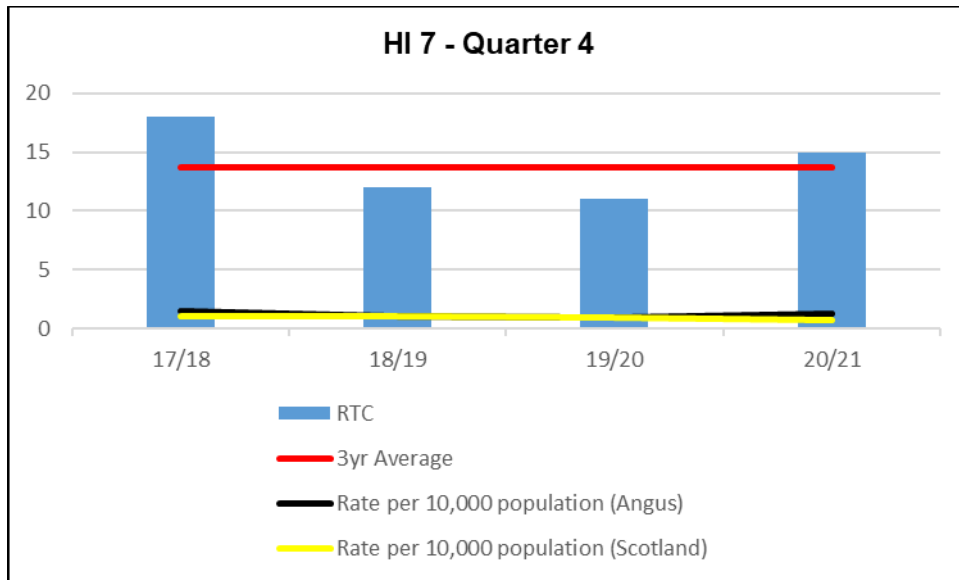
There was 1 accidental fire in non-domestic buildings during quarter four, which is below average for that quarter compared to the previous three years. Our Fire Safety Enforcement team continue to provide support and guidance to duty holders and carry out a programme of risk based enforcement audits. With an annual target of 15 we are showing green and are well below the target for HI 4. The numbers involved in Angus are low for this type of incident and currently no cause for concern.

There were Zero Non-Domestic Fatal Casualties and Zero Non-Domestic Non-Fatal Casualties during quarter four. Based on our targets for the year end, we are showing green and have achieved the HI 5 and HI 6 annual target.

During quarter four, there were 9 fire safety audits carried out of which none were post fire. Our Fire Safety Officers have completed the required number of framework audits for the year despite the pandemic which is commendable. We continue to engage with the business community where possible on Fire Safety related issues. There was no enforcement activity in quarter four or enforcement notices issued. Looking ahead we have agreed locally that our focus in addition to the current framework for audits will be all Angus schools and hotels which sleep more than 10 occupants. This will be completed over a 3-year period.

## PRIORITY 3 – MINIMISING THE IMPACT OF UNINTENTIONAL HARM

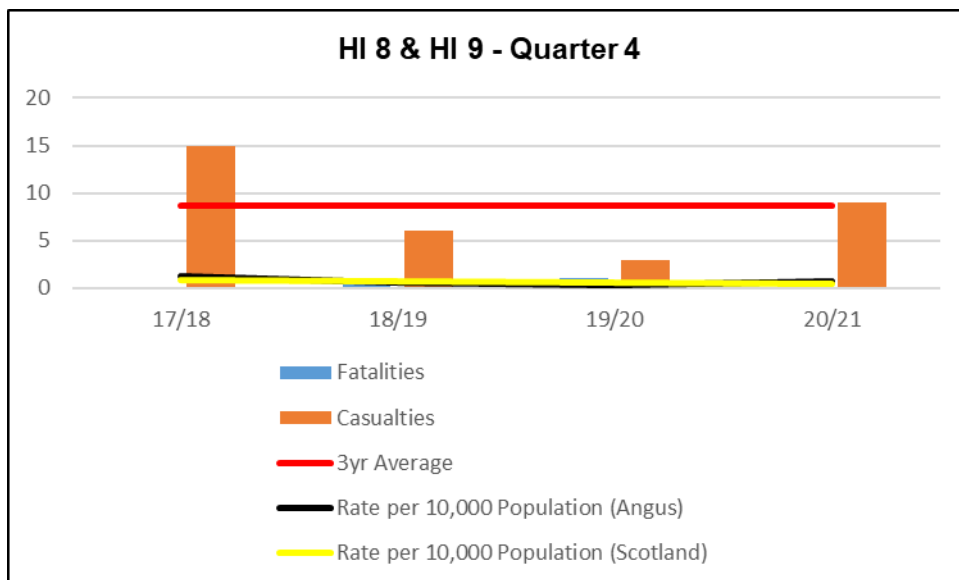
### HI 7 – Road Traffic Collision (RTC) Incidents



**Table 5: 2020/21 Year Performance**

	17/18	18/19	19/20	20/21	YTD	Annual Target
<b>HI 7: RTC Incidents</b>	67	48	50	<b>49</b>	<b>Green</b>	<b>55</b>

### HI 8 – Fatal RTC Casualties & HI 9 – Non-Fatal RTC Casualties



**Table 6: 2020/21 Year Performance**

	17/18	18/19	19/20	20/21	YTD	Annual Target
<b>HI 8: Fatal RTC Casualties</b>	5	1	3	<b>2</b>	<b>Green</b>	<b>3</b>
<b>HI 9: Non-Fatal RTC Casualties</b>	48	22	21	<b>22</b>	<b>Green</b>	<b>30</b>

### **Indicator Description**

The SFRS has become increasingly involved in more non-fire related prevention work, in support of its role in promoting the wider safety and well-being of its communities, including minimising the impact of unintentional harm. The headline indicators and targets reflect the fact that most of non-fire related incidents attended by the SFRS in Angus are RTC Incidents.

#### HI 7 - RTC Incidents

As a headline target, the aim is to reduce the rate of RTC incidents, by keeping them **below 55** each year.

#### HI 8 – Fatal RTC Casualties

As a headline target, the aim is to reduce the risk of death from RTC's in Angus, by keeping them **below 3** each year.

#### HI 9 - Non-fatal RTC Casualties

As a headline target, the aim is to reduce the risk of injury from RTC's in Angus, by keeping non-fire injuries **below 30** each year.

### **What we aim to Achieve**

As well as helping to deliver Priority Three: *Minimising the Impact of Unintentional Harm*, we also link these headline targets to improving the following Angus LOIP outcomes:

- Safe, secure, vibrant and sustainable communities
- Improved physical, mental and emotional health and well-being

### **Performance Management**

During quarter four we attended 15 RTC Incidents, to assist other blue light partners in the release/extrication of the occupants of the vehicles, which is average for the quarter. They were mainly around the Kirriemuir, Arbroath and Forfar areas. Based on our target of keeping RTC's below 55 each year, we have achieved the HI 7 annual target.

There were Zero Fatal RTC Casualties reported during quarter four and based on our target of keeping Fatal RTC Casualties below 3 each year, we have achieved the HI 8 annual target.

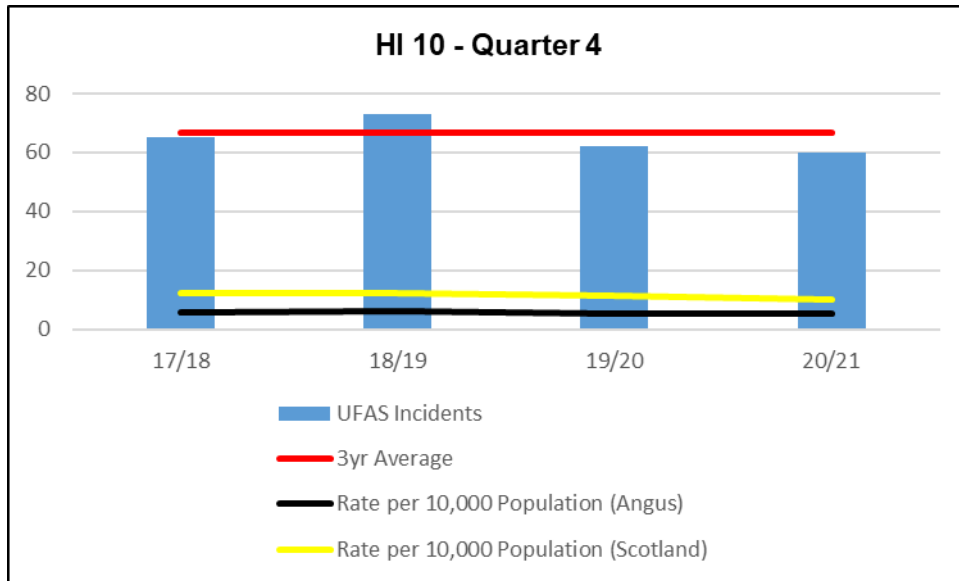
There were 9 Non-Fatal RTC Casualties during quarter four which is slightly above the 3-year average for the time of year. 5 were at one incident on the A90 at the Kirriemuir junction. All of the casualties' injuries were deemed to be minor consisting mostly of cuts and bruises. Based on our target of keeping Non-Fatal RTC Casualties below 30 each year, we show green and have achieved the HI 9 annual target.

We continue to aim to drive down these types of incidents by engaging in partnership approaches and safety forums. Safe Drive will again be suspended this year however Tayside Road Safety Forum are currently looking at a new road safety education strategy for 2021.

Of our other 64 special services, over half were affecting entry during quarter four whereby there was concern for the occupier of a premise and a partner agency required our assistance. We continue to see an increase in this type of incident along with assisting other agencies to lift or remove casualties. There were several flooding incidents in addition to this with the remainder consisting of acting as a first responder, rescues from lifts and animal rescues.

## PRIORITY 4 – REDUCING UNWANTED FIRE ALARM SYSTEMS

### HI10 – Unwanted Fire Alarm Signals



**Table 7: 2020/21 Year Performance**

	17/18	18/19	19/20	20/21	YTD	Annual Target
<b>HI 10: UFAS Incidents</b>	380	369	361	<b>269</b>	<b>Green</b>	<b>355</b>

### Indicator Description

Automatic Fire alarms (AFA) are fundamental to providing early warning from fire, giving people the chance to evacuate safely. However, to be effective, they must be properly installed and maintained, and a good fire safety management regime must be in place by the duty holder, so they do not activate when there is no fire.

Every Unwanted Fire Alarm Signal (UFAS) from an AFA has an impact in terms of unnecessary blue light journeys, redirecting SFRS resources away from other activities such as community safety work and causing considerable disruption to businesses.

#### HI 10 – Unwanted Fire Alarm Signals (UFAS)

As a headline target, the aim is to improve fire safety management and awareness, by reducing the number of attendances to unwanted fire alarm signals (UFAS) from automatic systems in non-domestic buildings to **less than 355** each year.

### What we aim to Achieve

As well as helping to deliver Priority Four: *Reducing Unwanted Fire Alarm Signals*, this headline target supports the SFRS's national target for reducing UFAS by 15% over the past three years.

We also link this headline target to improving the following Angus LOIP outcomes:

- An inclusive and sustainable economy

### Performance Management

During quarter four, we were called out to 60 UFAS incidents, which is below the 3-year average for the quarter. We are showing green and have achieved the HI 10 annual target. It is likely that, in addition to our ongoing engagement work, the lockdown restrictions in place throughout Q4 will have had a significant impact on this figure.

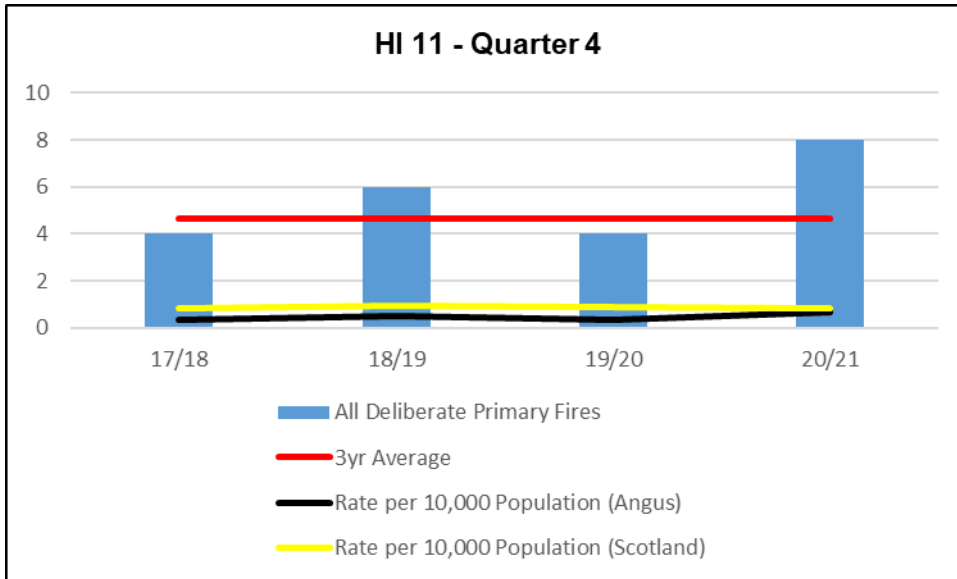
The table below lists the top property types that had persistent call-outs due to UFAS incidents during quarter four.

Property Types	No. of UFAS
Care/Nursing/Residential Homes	16
Industrial Manufacturing/Processing	7
Education (Primary/Secondary)	7
Office/Retail	5
Hospital/Medical	5

During quarter four it has been difficult to engage with some of the above types of premises on a regular basis due to the pandemic and trying to reduce spread. The remainder not in the table are made up of other public buildings and hotels. One of the priorities of SFRS is to reduce the amount of UFAS calls we attend. The Fire Safety Enforcement Officer (FSEO) engages with duty holders during the audit process to offer advice on reducing the unwanted activations including considering cost effective technical solutions (e.g. re-positioning fire detector heads and changing detector types). We will continue to engage with the owners of such properties, to ensure agreed UFAS reduction plans are being implemented and regularly reviewed for effectiveness. The Service has undertaken some national stakeholder engagement on our UFAS attendance and intends to go out to public consultation later this year.

## PRIORITY 5 – REDUCING DELIBERATE FIRES

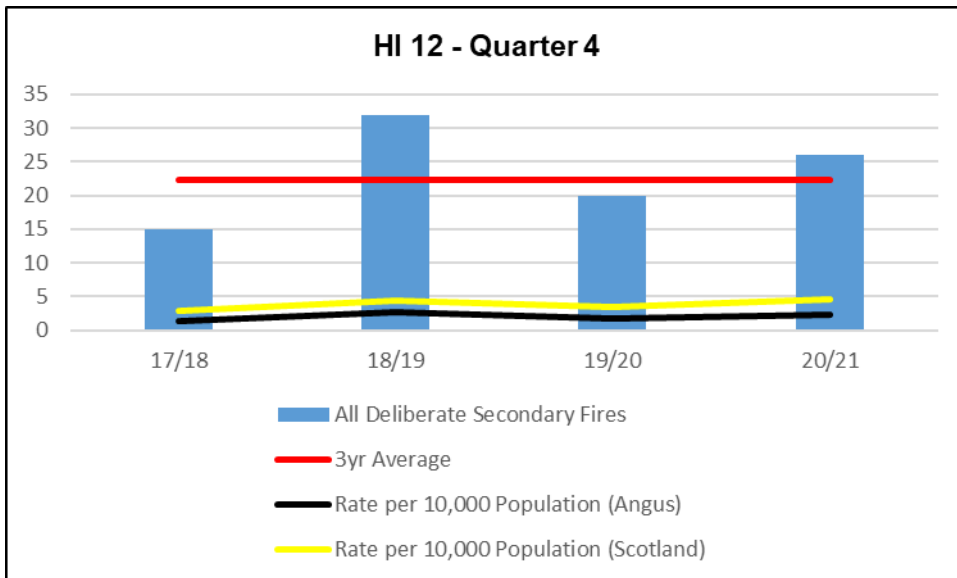
### HI 11 – Deliberate Primary Fires



**Table 8: 2020/21 Year Performance**

	17/18	18/19	19/20	20/21	YTD	Annual Target
<b>HI 11: Deliberate Primary Fires</b>	30	16	37	<b>42</b>	<b>Red</b>	<b>28</b>

### HI 12 – Deliberate Secondary Fires



**Table 9: 2020/21 Year Performance**

	17/18	18/19	19/20	20/21	YTD	Annual Target
<b>HI 12: Deliberate Secondary Fires</b>	115	121	95	<b>134</b>	<b>Red</b>	<b>110</b>



### **Indicator Description**

These headline indicators and targets account for all types of fire that are believed to have been started intentionally, and are categorised as Deliberate Primary Fires and Deliberate Secondary Fires.

#### HI 11 – Deliberate Primary Fires

These deliberate fires cover the following types:

- Fires in the home
- Fires in non-domestic buildings
- Fires in motor vehicles

As a headline target, the aim is to reduce the rate of deliberate primary fires in Angus by keeping these fires **below 28** each year.

#### HI 12 – Deliberate Secondary Fires

These deliberate fires cover the majority of outdoor fires including grassland, refuse fires and fires in derelict buildings. As a headline target, the aim is to reduce the rate of deliberate secondary fires in Angus by keeping these fires **below 110** each year.

### **What we aim to Achieve**

As well as helping to deliver Priority Five: *Reducing Deliberate Fires*, we also link this headline target to improving the following Angus LOIP outcomes:

- Safe, secure, vibrant and sustainable communities
- An inclusive and sustainable economy
- An enhanced, protected and enjoyed natural and built environment
- Children in Angus will have the best start in life

### **Performance Management**

There were 8 deliberate primary fires reported during quarter four, which is nearly double the quarter four average of 5. Of these, 2 were outdoors in grassland, and 2 were within vehicles. 4 were in the Strathmartine area where we are continuing to work with our Dundee colleagues to engage and reduce this number. The remainder were within domestic premises and a private garage. Based on our target of keeping the number of deliberate primary fires in Angus below 28 each year, we are showing red and were unsuccessful in meeting the HI 11 annual target.

There were 26 deliberate secondary fires reported during quarter three, which is above average for the quarter compared to the previous three years. The majority of these involve grassland and refuse and are predominantly in Monifieth and Sidlaw (15), Forfar (5) and Arbroath (5). We continue to work through our thematic action plan around youth engagement in these areas and have the wardens in DCC assisting around the border areas. You will see from appendix 1 some of the work we have carried out in relation to this. We have also uploaded some fire safety materials onto the glow page for schools to utilise and our colleagues in Police Scotland are running an operation involving their community teams in the Monifieth and Forfar areas carrying out high visibility patrols. Our operational control teams are informing Police any time we are mobilised to these areas.

Based on our target of keeping the number of deliberate secondary fires in Angus below 110 each year, we are showing red and were unsuccessful in meeting the HI 12 annual target.

## PRIORITY 6 – EFFECTIVE RISK MANAGEMENT AND OPERATIONAL PREPAREDNESS

### Description

Risk Management and operational preparedness is a key area of work for the SFRS. In Angus, this means:

- Knowing what the risks are in Angus and then making plans, so we are resilient to respond to any event.
- Being prepared to respond to national threats or major emergencies.
- Developing flexibility to deploy crews, to take on a broadening role within the community.
- Firefighters being equipped to deal with emergencies safely and effectively, and our stations being in a constant state of readiness.

### What we aim to Achieve

As well as helping to deliver Priority Six: *Effective Risk Management and Operational Preparedness*, our activities also support improving the following Angus LOIP outcomes:

- Safe, secure, vibrant and sustainable communities
- An inclusive and sustainable economy
- An enhanced, protected and enjoyed natural and built environment
- Improved physical, mental and emotional health and well-being

### Activity

During quarter four we delivered our quarterly training commitment to operational firefighter's, whereby we trained and tested their preparedness to deal with:

Compartment Fire Behaviour	Rural/Wildfires
Safe Working at Heights	Hazardous Materials
Incident Command	Fires in Domestic Premises

With COVID19 much of our face to face training has been moved to remote and socially distanced. This has also limited our off-station training opportunities and joint exercises with partner agencies.

Firefighters have continued to carry out Operational Intelligence visits where possible remotely within their station area so that they are aware of the associated risks and hazards, and if required can take effective actions in dealing with incidents at these sites. All this information is continually updated on our tablets carried on frontline appliances thus giving our staff information at point of need.

Throughout the pandemic we have managed to maintain a full frontline emergency response with areas across Angus showing better availability of our RDS staff due to working from home and the furlough scheme. We continue to promote the service and at present across Angus we are nearly at full establishment at all our stations which is encouraging.

## **APPENDIX 1: COMMUNITY SAFETY ENGAGEMENT PROGRAMMES**

This section provides details of community safety engagement programmes undertaken within Angus during the fourth quarter of 2020-21, in support of our priorities and targets.

### **Fire Safety Engagements**

1. Angus Community Action Team (CAT) worked in conjunction with Police Scotland (PC Scott Menmuir) and with Angus Virtual Schools officer to promote the dangers of secondary fires within Angus towns.
2. Carried out leaflet drops (Rubbish and Refuse burning) in areas where there have been complaints about smoke from rubbish burning.
3. Due to current Covid restrictions courtesy calls and advice has been giving to new and previous Home Fire Safety Visit (HFSV) requests.

### **Persons at Risk**

1. Angus CAT fitted 11 Hard of Hearing smoke alarms to vulnerable residents.
2. Issued 7 single fire-retardant and 6 double fire-retardant sets of bedding to residents who smoke in bed.
3. Issued 4 fire-retardant throws and 3 fire-retardant mats to vulnerable residents.
4. Continue to promote and support the Home Fire Safety initiatives within the community and inform and educate partner agencies and members of the public regarding the new Fire Alarm legislation due to come into force in February 2022.
5. Numerous Joint Home Fire Safety Visits ongoing and will be arranged when restrictions are relaxed with Angus CAT members and Community Mental Health Teams, Angus Council Home Care Assessors, Community Housing Teams, Deaf Links workers etc.
6. Some Joint High-Risk Visits (following strict Covid protocols) completed due to concerns for occupier's wellbeing.
7. Continue to work with Angus Adult protection in providing a coherent response to the issue of Hoarding and Self-neglect to members of the communities of Angus.
8. We have supported the national campaign 'Make the Call'.
9. We have advertised and shared our interactive home safety checker for people to do remotely.

### **Referrals**

1. Continue to attend Early Screening Group (ESG) fortnightly meetings to identify vulnerable persons who require a Home Fire Safety Visit.
2. On-going Home Fire Safety Visit referrals from Police Scotland, Locality District Nursing Teams, Community Mental Health Teams, Social Work teams, North East Sensory Services (NESS), Angus Care & Repair, Community Housing Teams etc.
3. 14 Adult Protection (AP1) referral forms were submitted to Angus Council Social Work over the period.
4. Angus Local Area Liaison Officer (LALO) and Community Safety Advocate (CSA) attended 8 virtual multi agency Case Conferences involving persons identified as vulnerable and at risk.
5. CSA attended 3 virtual multi agency Initial Referral Discussions involving persons identified as vulnerable and at risk.

## APPENDIX 2: NOTABLE EVENTS

### Strategic Leadership Team Award

During these difficult times it has never been more important for communities to pull together as one and support each other. Stations across Angus joined in to help those who have been hit particularly hard during these trying times but one station has gone above and beyond with their help for local communities. Carnoustie Fire Station has been awarded for their efforts with an award from the SFRS Strategic Leadership Team. Below is a small piece written by Watch Commander James Kinnear highlighting all his team's efforts.

'At Carnoustie fire station we not only organised the foodbank collections, but we started to develop links with the British Legion and arranged for weekly drop offs at their premises. Additionally, to facilitate drop offs at the station, a foodbank collection box was arranged within the station ground and each day a crew member would pick up the food and arrange for delivery. Whilst engaging with the legion and the local authority communities' officer (Debbie Gowans), I was also made aware that a number of children in the locality would not receive a Christmas present that year. By utilising the Carnoustie RDS Station Facebook page, crew members volunteered to collect toys and presents for the children in the locality.

Originally it was hoped to get one present per child of the 80 families identified through the Local Authority, but it soon became clear that this initiative could be extended further, and additional families could be supported with presents. The response from the local community was incredible to the extent that the appeal was widened to supply gifts for adults nominated by aforementioned organisations.

The management, arrangement and wrapping of presents into age groups, value, size and identified child was coordinated with the support of my crew. Due to the success of the toy appeal Carnoustie fire station has decided to run this annually. Such was the success of the foodbank collections that this will continue indefinitely with a dedicated foodbank box to be erected at the station to allow for drop offs.

On the site of Carnoustie fire station personnel have also recently installed a 'take what you need' honesty larder supplied with food and toiletries which will enable those in need 24-hour access to emergency supplies, through public donations we have managed to build up a large stock to continue offering essential food items.

Overall, with support of the crew members we delivered: 200 bags of groceries 162 gifts for children 64 gifts for adults 75 selection boxes 52 boxes of sweets/biscuits.





Recently we have run an Easter egg appeal, through public donations and from station personnel we have collected nearly 200 eggs, these have been distributed to, the local foodbank, Togs for tots and the Lighthouse (local family support charities) and eggs for the children's cancer ward at Ninewells.'

