



ANGUS COUNCIL

Angus Council Scrutiny and Audit Committee

Report by Chief Superintendent Paul Anderson
(Quarter ending 31st March 2017)



Contents

| | |
|---|---------------|
| Background to this Report | page 3 |
| Executive Summary of Performance | page 4 |
| Local Policing Priority Updates: | |
| Serious and Organised Crime | pages 5 - 6 |
| Public Protection and Safety | pages 6 - 9 |
| Road Safety | pages 9 - 10 |
| Antisocial Behaviour | pages 11 - 12 |
| Theft and Scams | pages 12 - 13 |

BACKGROUND TO THIS REPORT

As from April 2013, the Police and Fire Reform (Scotland) Act 2012 has required Police Scotland to produce and publish a Local Policing Plan (LPP) for each local authority area. The LPP clearly sets out the policing priorities for Angus.

Performance in relation to the identified policing priorities is monitored and reviewed internally on a weekly basis. Quarterly reports are produced to allow scrutiny by Angus Council Scrutiny and Audit Committee. This report covers the period from 1st April 2016 to 31st March 2017.

Data provided in this report is for information purposes to allow Board Members to conduct their scrutiny responsibilities.

This report will make reference to crime groupings. Groups 1-4 refer to an amalgamation of four crime groups. They are Group 1, consisting of violent crime; Group 2 covering sexual offences; Group 3 covers a wide range of crimes of dishonesty; and Group 4 includes vandalism, fire-raising and malicious mischief.

EXECUTIVE SUMMARY OF PERFORMANCE

The reporting year under review has again seen Angus at the centre of Policing in Scotland. Officers and staff have supported over 100 events across the area. These ranged from Bonfest, Mofest, Festival of Heroes, British Senior Open at Carnoustie, Angus Show, Glamis Extravaganza and recent Royal Marines Freedom March in Arbroath. In addition to these events there were number of football matches, Royal Visits and political events.

Working closely with residents, communities and partners is at the heart of our locality based policing area which we changed in January 2017. There are now locality Inspectors with dedicated Community Sergeants and officers.

The locality model has assisted in gathering intelligence and reporting individuals, concerned in the supply of drugs to the Procurator Fiscal. In Angus, we removed in excess of £73000 controlled drugs from our communities.

This report highlights and explains results in relation to a variety of crime classifications. I am delighted to report that overall reported crime has reduced in Angus by 11.2 % with 1224 fewer victims.

Road safety continues to be an important issue in Angus and local officers work with road policing colleagues and partners throughout the year to educate motorists, raise awareness and when appropriate carry out enforcement activity.

We continue to consult and take feedback on our 2026 programme and future direction. My officers and I look forward to working with you as we jointly face new challenges.

Serious and Organised Crime

Tackling Serious and Organised Crime Groups remains a key focus for Police Scotland.

Local officers are often supported by national resources and target groups operating in the Angus area. Such groups take every opportunity to gain profit from criminal activities ranging from dealing controlled drugs and crimes of dishonesty.

In February 2016, at the Co op in Carnoustie, a gang sawed through the roller-shutter doors, dragged the ATM out using a Land Rover Defender and winch, and escaped with £16,000.

The gang, of seven men, that caused explosions at cash machines across Scotland and England have recently been jailed for a total of 92 years.

The group stole more than £550,000 and caused more than £160,000 worth of damage in attacks on 13 commercial premises, targeting those with ATMs.

Operation Slate targets drugs offences across Tayside and is routine business for Angus officers. Officers across all the community policing teams are regularly involved in intelligence lead proactive operations.

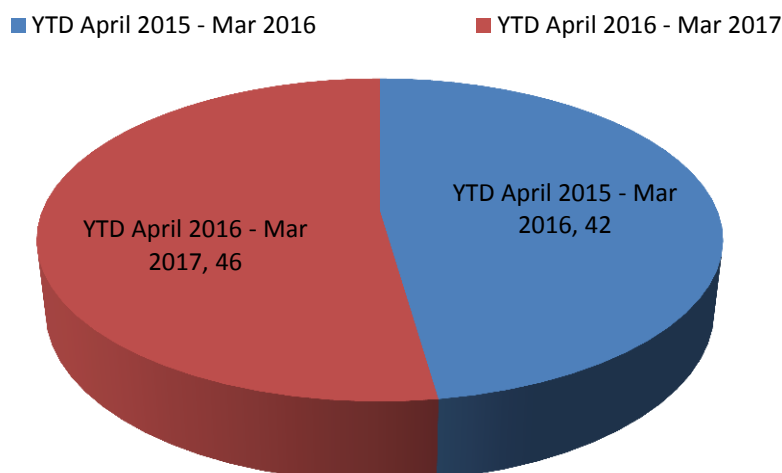
This activity is reflected in the year end figures which shows an increase in those reported for drugs supply.

Over the last quarter a total of £25790 worth of Heroin, £5950 worth of Cocaine and £13994 worth of Cannabis was recovered within Angus.

Serious and Organised Crime

| | | 5 year average | Apr 2015– Mar 2016 | Apr 2016– Mar 2017 | % Change from last year |
|----|---|----------------|-----------------------|-----------------------|----------------------------|
| 22 | Number of detections for drugs supply, production, cultivation. | | 42 | 46 | 9.5% |

Number of detections for drug supply, production and cultivation



Public Protection and Safety

In relation to Public Protection and Safety, there has been a decrease in violent crime in Angus with the majority incidents occurring indoors.

The overall number of group 1, serious violent crime shows a reduction of 3.5%. However, the underlying level is considerably less as on line extortion (23 crimes) is also included in this category

There has been a 16.2 % decrease in Serious Assaults from 68 incidents to 57.

There has been 2.5% decrease in petty assaults, this is welcome but the overall number remains high at 1299 incidents. This is also ahead of the five year average.

Domestic violence still accounts for a large proportion of the overall number of incidents reported.

Police Scotland is working in partnership with Angus Violence Against Women Partnership and other agencies to deliver a variety of supportive and preventative programmes. Training for the Safe Together Model has already commenced with more detailed sessions planned for June 2017.

Focused activity on robberies and those responsible for perpetrating such crimes has been successful with the overall level remaining low at a total of 18 crimes.

Over the twelve month reporting period there was a reduction in hate crime from 70 reported crimes to 57 crimes. 52 of these crimes were detected giving a detection rate in excess of 90%. This continues the downward trend in this crime type within

Angus from the previous 12 month period.

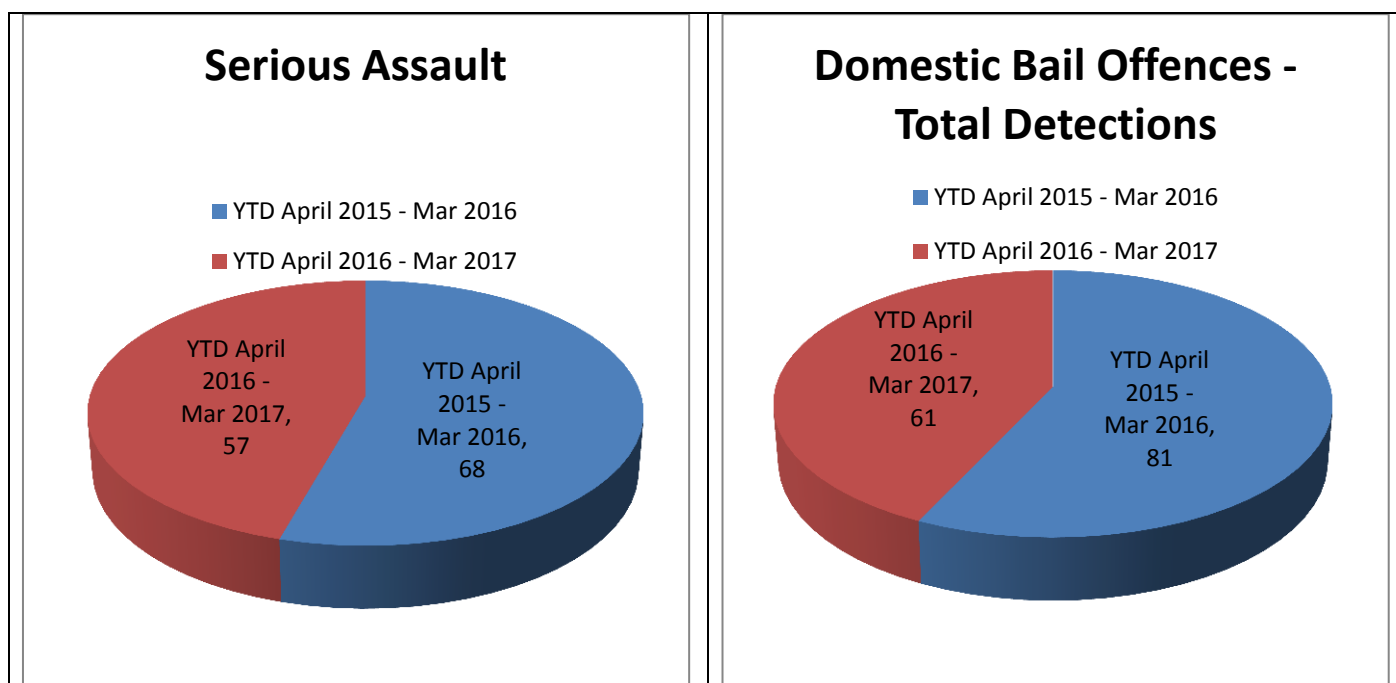
The number of reported group 2 crimes of indecency decreased by 10%. However the overall trend remains upwards with online and social media offences becoming more prevalent.

Intelligence lead stop search continues to be useful tool in keeping our communities safe with a positive detection rate of 35.6%.

| Public Protection and Safety | | | | | |
|------------------------------|--|----------------|-----------------------|--------------------|-------------------------|
| | | 5 year average | April 2015 – Mar 2016 | Apr 2016- Mar 2017 | % change from last year |
| 1 | Total Number Group 1: Crimes of Violence | | 114 | 110 | -3.5% |
| 2 | Murder | | 1 | 0 | -100.0% |
| 3 | Attempted Murder | | 3 | 1 | -66.7% |
| 4 | Culpable Homicide (common law) | - | 0 | 0 | - |
| 5 | Culpable Homicide (other) | - | 1 | 1 | 0.0% |
| 6 | Serious Assault detection rate | | 97.1% | 79.0% | -18.1% |
| 7 | Serious Assault | | 68 | 57 | -16.2% |
| 8 | Robbery detection rate | | 75.0% | 66.7% | -8.3% |
| 9 | Robbery | | 16 | 18 | 12.5% |
| 10 | Petty (Common) Assault detection rate | | 83.9% | 76.5% | -7.4% |
| 11 | Petty (common) Assault | | 1332 | 1299 | -2.5% |
| 13 | Number of Domestic Abuse incidents reported to the Police | - | 1221 | 1121 | -8.2% |
| 14 | Total crimes and offences in Domestic Abuse incidents | - | 934 | 779 | -16.6% |
| 15 | Percentage of Domestic incidents that result in a crime being recorded | - | 56.9% | 49.3% | -7.6% |
| 16 | Total crimes and offences in Domestic Abuse incidents detection rate | - | 78.4% | 72.0% | -6.4% |
| 17 | Total detections for Domestic Bail offences | - | 81 | 61 | -24.7% |
| 18 | 95% of initial Domestic Abuse Bail Checks are conducted within 24hrs | - | - | 92.7% | - |
| 19 | Hate crime and offences detection rate | - | 83.1% | 91.1% | 8.0% |
| 33 | Number of Group 2: Crimes of Indecency | | 261 | 235 | -10.0% |
| 34 | Group 2 crimes detection rate | | 71.7% | 65.5% | -6.2% |
| 35 | Rape detection rate | | 71.7% | 57.1% | -14.6% |

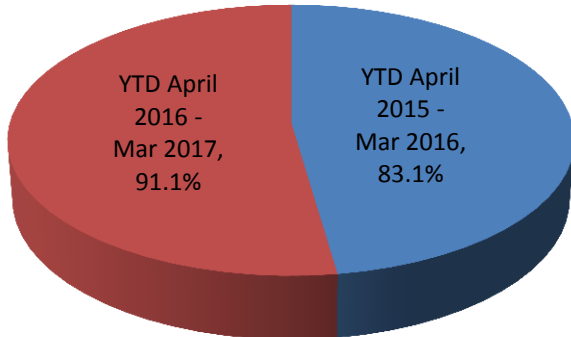
| | | April 2016 – Mar 2017 | April 2016 – Mar 2017 (Positive) | |
|----|--|--------------------------|-------------------------------------|--|
| 20 | Number of Stop and Searches conducted (total) | 449 | 160 | |
| 21 | Number of Statutory Stop and Searches conducted | 442 | 157 | |
| 22 | Number of Consensual Stop and Searches conducted | 7 | 3 | |
| 23 | Number of Consensual Stop and Searches refused | 0 | - | |
| 24 | Number of seizures made | 7 | - | |

An enhanced version of the National Stop and Search Database commenced on 1 June 2015. The enhanced database brought significant changes in the process of data capture and the methodology for recording data items. No previous year to date figures are provided as it has been previously acknowledged this data is not 100% accurate, therefore comparisons will provide misleading results or invalid conclusions. Management information and data in respect of stop and search can be found on the Police Scotland website via <http://www.scotland.police.uk/about-us/police-scotland/stop-and-search-data-publication>



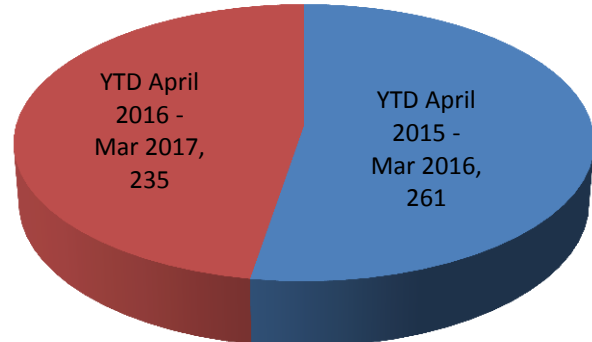
Hate Crime and Offences - Detection Rate

■ YTD April 2015 - Mar 2016
■ YTD April 2016 - Mar 2017



Number of Group 2 - Crimes of Indecency

■ YTD April 2015 - Mar 2016
■ YTD April 2016 - Mar 2017



Road Safety

The strategic priority for road safety is keeping people safe on the roads of Angus.

Angus officers continue to work with our colleagues in the Divisional Road Policing Unit (DRPU) and the Trunk Road Policing Group (TRPG) to tackle road crime.

There has been a reduction in persons killed on the roads in Angus but tragically six persons still lost their lives, two being children compared to the same period last year.

However through working with partners; persons seriously injured rose slightly from 26 to 27 and 24 fewer people were slightly injured equating to a reduction of 23.8%.

Officers continue to be involved in speed and casualty reduction operations in our community. This is on our trunk roads, rural roads and within built up areas.

Officers continue to target inconsiderate and dangerous parking however this will change with the decriminalisation of parking in May 2017.

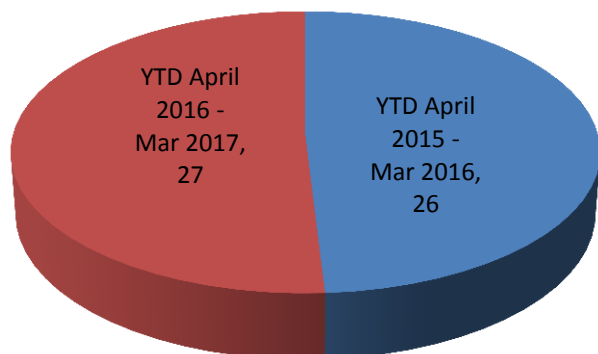
High profile joint operations have continued around schools in an attempt to educate drivers and keep our children safe.

There will be a continued commitment to this area of work.

| Road Traffic Statistics | | | | | |
|-------------------------|---------------------------------------|----------------|-----------------------|-----------------------|----------------------------|
| | | 5 year average | Apr 2015– Mar 2016 | Apr 2016– Mar 2017 | % Change from last year |
| N/A | People Killed | - | 8 | 6 | -25.0% |
| N/A | People Seriously Injured | - | 26 | 27 | 3.8% |
| N/A | People Slightly Injured | - | 101 | 77 | -23.8% |
| N/A | Children (aged <16) Killed | - | 0 | 0 | - |
| N/A | Children (aged <16) Seriously Injured | - | 0 | 2 | - |
| 36 | Dangerous driving | | 116 | 62 | -46.6% |
| 37 | Speeding | | 2071 | 1944 | -6.1% |
| 38 | Disqualified driving | | 37 | 42 | 13.5% |
| 39 | Driving Licence | | 254 | 235 | -7.5% |
| 40 | Insurance | | 471 | 439 | -6.8% |
| 41 | Seat Belts | | 55 | 43 | -21.8% |
| 42 | Mobile Phone | | 80 | 66 | -17.5% |

People Seriously Injured

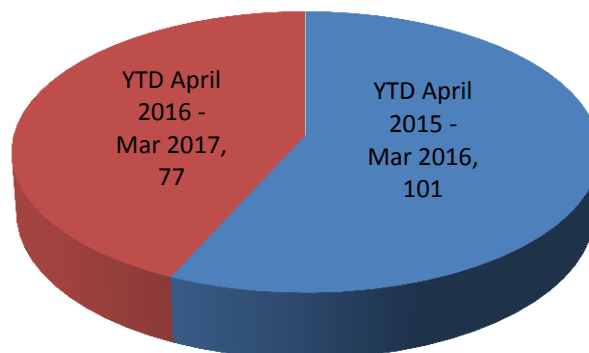
■ YTD April 2015 - Mar 2016 ■ YTD April 2016 - Mar 2017



People Slightly Injured

■ YTD April 2015 - Mar 2016

■ YTD April 2016 - Mar 2017



Antisocial Behaviour

The number of complaints of disorder has increased by 21.8 % over the reporting period. These figures relate to the number of incidents recorded on our command and control system,

With dedicated locality Inspectors and community officers this is perhaps not a surprise as local communities are encouraged and feel able to contact local officers who are more accessible.

The incidences of vandalism has decreased from 900 incidents to 810, a decrease of 10 %.The detection rate has increased by 1.6 % to 34.8 %. The detection rate for this crime has increased year on year for the last three years and is also higher than the five year average.

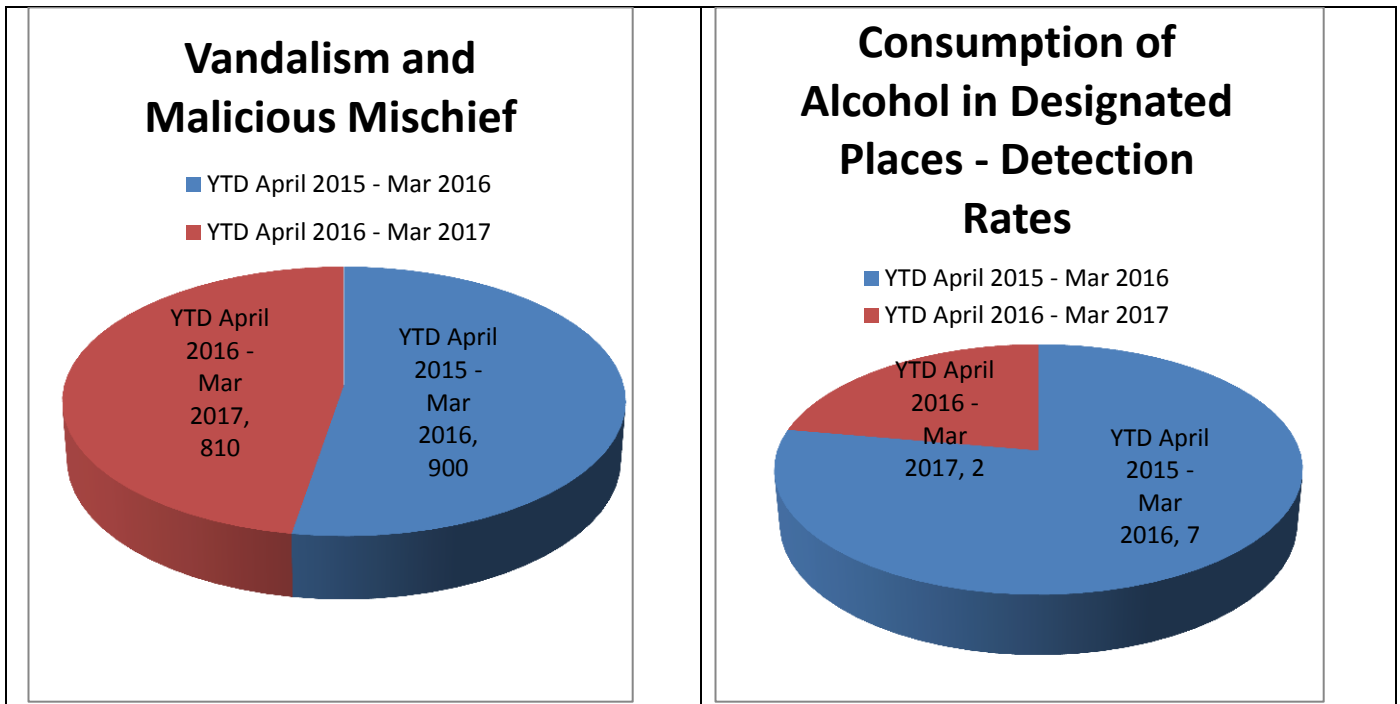
Joint work continues with partners in the Community Safety Hub, Mart in Forfar to impact positively on our communities across Angus. Increased use of Anti Social Behaviour legislation is proving useful.

An officer is dedicated to the administration of the repeat caller process. These enquires are allocated to our dedicated community officers to problem solve local issues.

The overall number of breach of peace, threatening & abusive behaviour and associated offences reduced by 26.5 % from 1205 to 886 during the last reporting period. This is a good indication of the positive underlying partnership work in this area.

Antisocial Behaviour

| | | 5 year average | Apr 2015 – Mar 2016 | Apr 2016 – Mar 2017 | % Change from last year |
|----|--|----------------|---------------------|---------------------|-------------------------|
| 12 | Number of complaints regarding disorder | - | 3803 | 4633 | 21.8% |
| 27 | Vandalism & Malicious Mischief detection rate | | 33.2% | 34.8% | 1.6% |
| 28 | Vandalism & Malicious Mischief | | 900 | 810 | -10.0% |
| 74 | Number of detections for Consuming Alcohol in a designated place (where appropriate byelaws exist) | - | 7 | 2 | -71.4% |



Theft and Scams

People feeling safe within their homes in Angus is vitally important.

Over the twelve month reporting period, the overall number of crimes of dishonesty reported in Angus fell by 3.7%.

The total number of Theft by Housebreaking (including attempts in Angus) has increased from 140 crimes last year to 224 crimes for this period. This is an increase of 60%.

The number of dwelling houses broken into totaled 76. The majority of the increase is attributed to additional sheds, outbuildings and unoccupied premises being broken into.

These types of crimes continue to be a priority for the local policing area and division. Officers conduct regular proactive patrols and target offenders.

Officers in Angus will continue to conduct preventative work with repeat offenders and work in partnership with others to offer crime prevention advice and support.

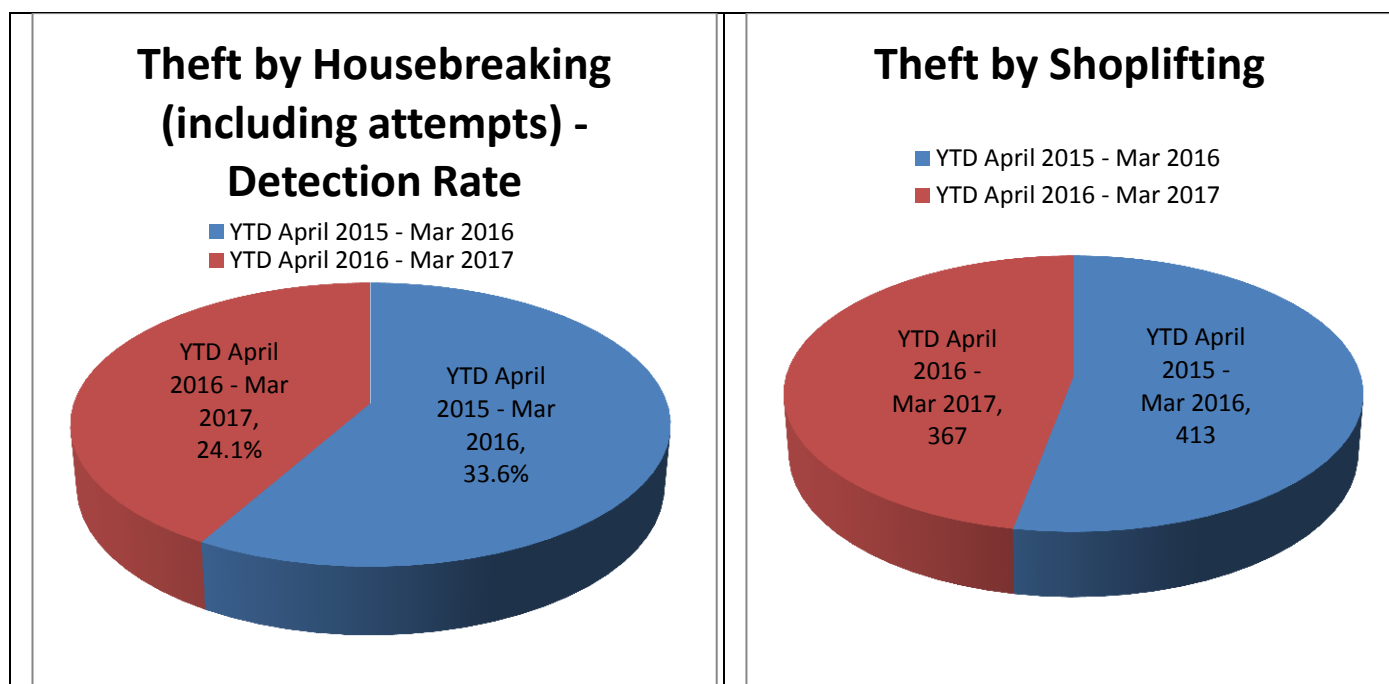
The number of Theft by Shopliftings has decreased by 11.1% in comparison with the same period last year. Considerable work was conducted with retail premises and repeat offenders.

In the last quarter, out with the seven main towns in Angus there were 13 rural

crimes recorded, of these crimes 12 were related to thefts or attempted thefts of property. There was 1 additional wildlife crime recorded.

The total number of rural crimes for the last twelve month period is 45.

| Theft by Housebreaking and Theft by Shoplifting | | | | | |
|---|--|----------------|--------------------|--------------------|-------------------------|
| | | 5 year average | Apr 2015– Mar 2016 | Apr 2016– Mar 2017 | % Change from last year |
| 23 | Theft by housebreaking (including attempts) detection rate | | 33.6% | 24.1% | -9.5% |
| 24 | Theft by housebreaking (including attempts) | | 140 | 224 | 60.0% |
| 25 | Theft by shoplifting detection rate | | 78.2% | 77.4% | -0.8% |
| 26 | Theft by shoplifting | | 413 | 367 | -11.1% |



Contact Details

Divisional Commander - Chief Superintendent Paul Anderson
D Division HQ
West Bell Street
Dundee

Area Commander - Chief Inspector David McIntosh
Angus Local Policing Area (LPA) HQ
West High Street
Forfar