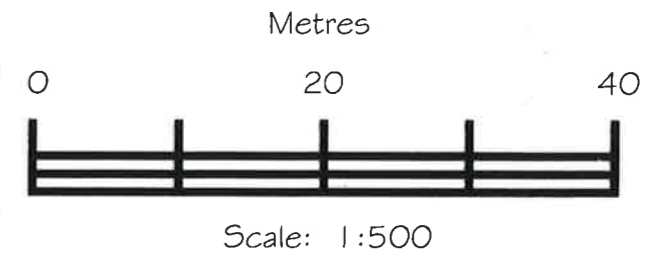





Appendix 2

NOTE - Responsibility is not accepted for errors made by others in scaling from this drawing. All construction information should be taken from figured dimensions only



-  INDICATES SITE AREA
-  INDICATES EXISTING APPROVED PAVEMENT CAFE AREA
-  INDICATES PROPOSED PAVEMENT CAFE EXTENSION

AREA 1 1.4m X 9.4m
 INCREASE TO DEPTH OF EXISTING AREA SO THAT SECOND ROW OF TWO SEATER TABLES CAN SEAT FOUR.

AREA 2 13.5m X 3.5m
 ADDITIONAL SEATING AREA FOR NO MORE THAN SIX PICNIC BENCHES.

REVISIONS

kdpa

Basepoint Business Centre, Little High Street,
 Shoreham by Sea, West Sussex BN43 5EG
 +44 (0)1273 467518 www.kdpaine.co.uk

CLIENT	JD WETHERSPOON PLC
PROJECT	FUB NO: 1044 THE CORN EXCHANGE ARBROATH
DRAWING	BLOCK PLAN

SCALE	A3/1:500	DATE	MAR 2018	DRAWN	ALS
PROJECT No	7509	DRAWING No	202	REVISION	