



## QUARTERLY MONITORING REPORT

*Covering the activities and performance in support of the Local Fire and Rescue Plan for Angus*



**SCOTTISH**  
FIRE AND RESCUE SERVICE  
Working together for a safer Scotland

**Appendix 1**

**Quarter Two: 2023/24**

**Working together  
for a safer Scotland**



## **ABOUT THE STATISTICS IN THIS REPORT**

The activity totals and other statistics quoted in this report are provisional in nature and subject to change as a result of ongoing quality assurance and review.

Because all statistics quoted are provisional there may be differences in the period totals quoted in our reports after original publication which result from revisions or additions to the data on our systems.

From 2015-16 onwards responsibility for the publication of end-year statistical data transferred from the Scottish Government to the Scottish Fire and Rescue Service (SFRS). This change of responsibility does not change the status of the figures quoted in this and other SFRS reports reported to the Committee.

<b>TABLE OF CONTENTS</b>	<b>PAGE</b>
<b>Introduction</b>	5
<b>Quarterly Performance Summary</b>	6
<b>Quarterly Performance Highlights</b>	7
<b>Priority 1 - Improving Fire Safety in The Home</b>	8
HI 1 – Accidental Dwelling Fires (ADF)	8
HI 2 – ADF Fatal Casualties	8
HI 3 – ADF Non-Fatal Casualties	8
<b>Priority 2 - Improving Fire Safety and Resilience in the Business Community</b>	10
HI 4 - Non-Domestic Building Fires	10
HI 5 – Fatal Casualties in Non-Domestic Buildings	10
HI 6 – Non-Fatal Casualties in Non-Domestic Buildings	10
<b>Priority 3 - Minimising the Impact of Unintentional Harm</b>	12
HI 7 – Road Traffic Collision (RTC) Incidents	12
HI 8 – Fatal RTC Casualties	12
HI 9 – Non-Fatal RTC Casualties	12
<b>Priority 4 - Reducing Unwanted Fire Alarm Signals</b>	14
HI 10 – Unwanted Fire Alarm Signals (UFAS)	14
<b>Priority 5 - Reducing Deliberate Fires</b>	16
HI 11 – Deliberate Primary Fires	16
HI 12 – Deliberate Secondary Fires	16
<b>Priority 6 - Effective Risk Management and Operational Preparedness</b>	18
<b>Appendix 1: Community Safety Engagement Programmes</b>	19
<b>Appendix 2: Notable Events – Partnership Working</b>	20

This page is intentionally blank

## **INTRODUCTION**

This is the Quarter One (Q2) monitoring report covering the SFRS's performance and activities in support of the six priorities in the Local Fire and Rescue Plan for Angus, namely:

- Priority 1 - Improving fire safety in the home
- Priority 2 - Improving fire safety and resilience in the business community
- Priority 3 - Minimising the impact of unintentional harm
- Priority 4 - Reducing unwanted fire alarm signals
- Priority 5 - Reducing deliberate fires
- Priority 6 - Effective risk management and operational preparedness













As well as supporting the six priorities in the Local Fire and Rescue Plan for Angus, this monitoring report shows how SFRS activities and performance contribute to the wider priorities of the Angus Council Community Planning Partnership (CPP), as set out in the Angus Community Plan.

The figures in this report are provisional, to provide the Committee with the SFRS's direction of travel in the Angus area, in terms of performance against Headline Indicators (HI) and targets. Most figures will not change; however, members should note that there may be some small variations for some indicators when the final confirmed figures are published by the SFRS.



The Angus Council Scrutiny and Audit Committee agreed the new Local Fire and Rescue Plan for Angus on 01 December 2020, covering the subsequent 3-year period. In support of delivering the priorities in this plan, twelve headline indicators and targets have been set, and form the basis of this quarterly monitoring report.

## PERFORMANCE SUMMARY

The table below provides a summary of 2023/24 Q2 activity and year to date (YTD) progress, based on annual targets set against Headlines Indicators. It aims to provide – at a glance – our direction of travel during the current reporting year.

Q2: All Incidents Attended - 318		
<p><b>HI 1</b> Accident Dwelling Fires</p>  <p>Q2 – 18 Incidents YTD – 30 Incidents Annual Target – below 75</p>	<p><b>HI 2</b> ADF Fatal Casualties</p>  <p>Q2 – 0 YTD – 0 Annual Target – 0</p>	<p><b>HI 3</b> ADF Non-Fatal Casualties</p>  <p>Q2 – 4 YTD – 9 Annual Target – below 15</p>
<p><b>HI 4</b> Non-domestic Building fires</p>  <p>Q2 – 1 Incidents YTD – 2 Incidents Annual Target – below 12</p>	<p><b>HI 5</b> Fatal Casualties in Non-Domestic Building Fires</p>  <p>Q2 – 0 YTD – 0 Annual Target – 0</p>	<p><b>HI 6</b> Non-Fatal Casualties in Non-Domestic Building Fires</p>  <p>Q2 – 1 YTD – 1 Annual Target – 0</p>
<p><b>HI 7</b> Road Traffic Collisions (RTC)</p>  <p>Q2 – 14 Incidents YTD – 26 Incidents Annual Target – below 53</p>	<p><b>HI 8</b> Fatal RTC Casualties</p>  <p>Q2 – 1 YTD – 2 Annual Target – 0</p>	<p><b>HI 9</b> Non-Fatal RTC Casualties</p>  <p>Q2 – 7 YTD – 19 Annual Target – below 26</p>
<p><b>HI 10</b> Unwanted Fire Alarm Signals</p>  <p>Q2 – 48 Incidents YTD – 132 Incidents Annual Target – below 355</p>	<p><b>HI 11</b> Deliberate Primary Fires</p>  <p>Q2 – 9 Incidents YTD – 16 Incidents Annual Target – below 34</p>	<p><b>HI 12</b> Deliberate Secondary Fires</p>  <p>Q2 – 34 Incidents YTD – 64 Incidents Annual Target – below 116</p>

### YTD Performance, Based on Annual Target

	Below target
	Less than 10% above target



## PERFORMANCE HIGHLIGHTS

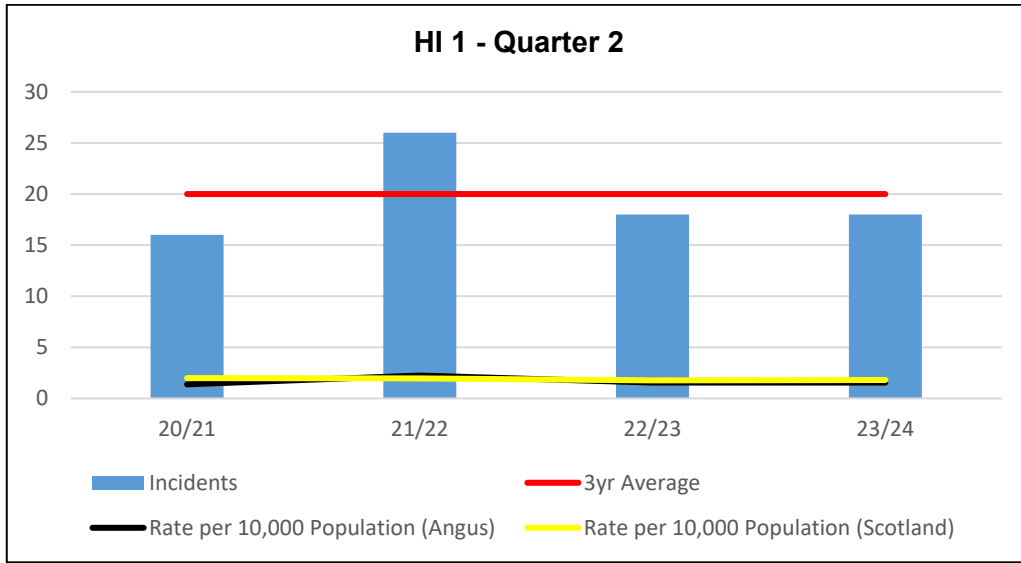
Of the **12** Headline Indicators (HI) and targets, the following is a summary for Q2 2023/24:

There was a total of **318** incidents within the Angus area during Q2, **145** of those were false alarms. **74** of the **145** were from self-contained domestic dwellings. The **74** false alarms are not included within the UFAS numbers for Q2, as these properties do not fall within the UFAS category.

- There were **18** Accidental Dwelling Fires (ADF) during Q2 which is below the 3-year average for the quarter. The majority are classed as low severity, with **12** of the **18** starting in the kitchen. **10** of the **18** were confined to the 'item first ignited'.
- There was **Zero** ADF Fatalities, and **4** ADF Casualties during Q2, **three** of those were aged over 65 and **one** aged between 18 and 64.
- There was **One** Non-Domestic Building Fire during Q2, which is below the 3 -year average for this quarter. Non-domestic Fire Fatalities were **Zero**, there was a **single** Non-domestic Fire Related Injury.
- We attended **14** Road Traffic Collision's (RTCs) during Q2, which is below the 3-year average for this quarter. There was again unfortunately a single RTC Related Fatality on the A926 on the outskirts of Forfar. There were **7** RTC Related Injuries across the Angus area which again is above the 3-year average.
- We dealt with **48** Unwanted Fire Alarm Signals (UFAS) during Q2, this is significantly below the 3-year average **109**. This is clearly factored by the recent (1<sup>st</sup> July 2023) 'Time for Change' response model for this incident type. The Angus area Fire Safety Enforcement Officer (FSEO) and Supervisory Management teams on stations, remain very proactive in engaging with affected premises in a bid to further reduce UFAS related incidents.
- There were **9** Deliberate Primary Fires reported during Q2, which is lower than 3-year average for the quarter (**15**). There were **34** Deliberate Secondary Fires reported during Q2, which unfortunately is above the 3-year average. This is mainly due to a spate of secondary fires (**17**) in the Forfar area.
- Finally, Q2 continues to see face to face engagement with our communities to ensure we can continue to help those who are most vulnerable and/or at risk. We have seen a large increase in partnership working and provided lots of support for local initiatives some of which you can read in appendices at the end of this report. Angus Crews and the Angus Community Action Team (ACAT) carried out **257** Home Fire Safety Visits (HFSV) with **152** of those designated as High Risk prior to the visit being carried out.

# PRIORITY 1 - IMPROVING FIRE SAFETY IN THE HOME

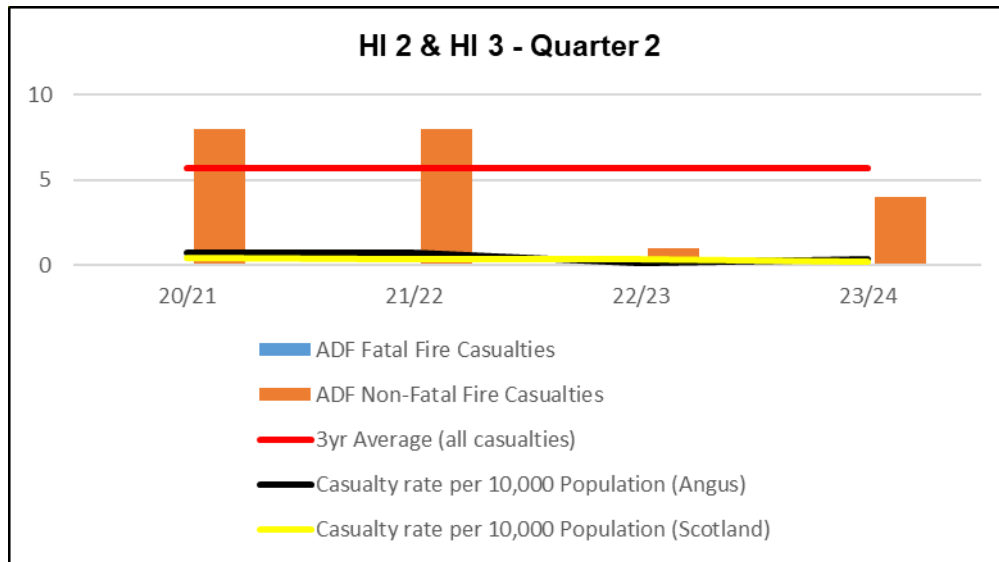
## HI 1 – Accidental Dwelling Fires (ADF)



**Table 1: 2023/24 Year Performance**

	20/21	21/22	22/23	23/24	YTD	Annual Target
<b>HI 1: ADF's</b>	16	26	18	18	Green	75

## HI 2 - ADF Fatal Casualties & HI 3 - ADF Non-Fatal Casualties



**Table 2: 2023/24 Year Performance**

	20/21	21/22	22/23	23/24	YTD	Annual Target
<b>HI 2: ADF Fatal Casualties</b>	0	0	0	0	Green	0
<b>HI 3: ADF Non-Fatal Casualties</b>	8	8	1	4	Green	15



### **Indicator Description**

The largest single type of primary fire in Angus is accidental fires in the home and their prevention is a key focus of the Service's community safety activity.

#### HI 1 – Accidental Dwelling Fires (ADF)

As a headline target, the aim is to reduce the rate of ADF's, in the near 56,500 homes in the Angus area, by keeping these fires **below 78** each year.

#### HI 2 – ADF Fatal Casualties

This indicator counts those people for whom fire has been clearly identified as the cause of death, even if they die some-time after the actual fire. Those who die at, or after, the fire but where fire is **not** identified as the cause of death are not included in these figures. As a headline target, the aim is to have **Zero ADF Fatal Casualties**, in Angus each year.

#### HI 3 – ADF Non-Fatal Casualties

This headline target counts all types of non-fatal fire injury in the home, including precautionary checks. As a headline target, the aim is to reduce the risk of injury from fire in the home, in an increasing Angus population, by keeping fire injuries **below 15**, each year.

### **What we aim to Achieve**

As well as helping to deliver Priority One: *Improving Fire Safety in the Home*, meeting the headline targets will also support a long-term ambition in the Angus LOIP: *To be in the top five Scottish local authority areas for least rate of primary dwelling fires by 2030.*

We also link this headline target to improving the following Angus LOIP outcomes:

- Safe, secure, vibrant and sustainable communities
- Improved physical, mental and emotional health and well-being
- An enhanced, protected and enjoyed natural and built environment.

### **Performance Management**

There were **18** ADFs during Q2, which is below the 3-year average of **20**, the majority of these are attributed to cooking or combustibles located on or near a heat source. The majority of our ADFs caused minimal fire damage and were limited to the room of origin. **Twelve** of the **18** incidents occurred in the kitchen, with others being the Livingroom, Corridor, Bathroom and Chimney. **4** of the **18** ADFs were in Brechin, **3** in Arbroath, **3** in Montrose and **3** in Forfar with the remaining spread across the remainder of Angus.

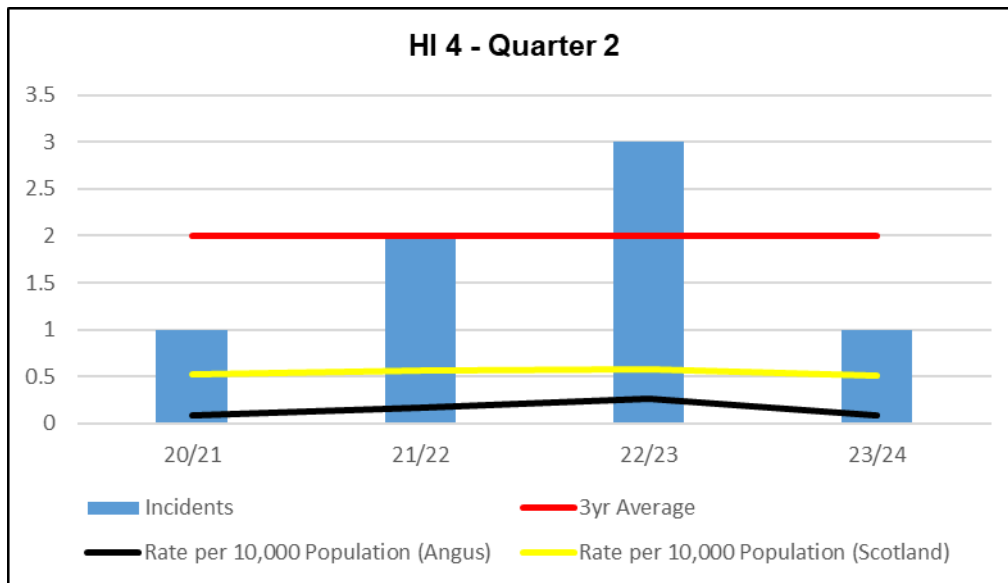
There were **Zero** ADF Fatal Casualties and **4** ADF Non-Fatal Casualties during Q2. Based on our targets we are showing green for HI 2 and green for HI 3.

Crews continue to provide a Post Domestic Incident Response (PDIR) to those premises affected, along with neighbouring premises. Crews across Angus carried out **257** HFSVs in Q2.

In support of the targets, Appendix 1, details a range of our activities during Q2 which included high-risk Home Fire Safety Visits (HFSV's) and numerous referrals from partners where risk had been identified.

## PRIORITY 2 – IMPROVING FIRE SAFETY AND RESILIENCE IN THE BUSINESS COMMUNITY

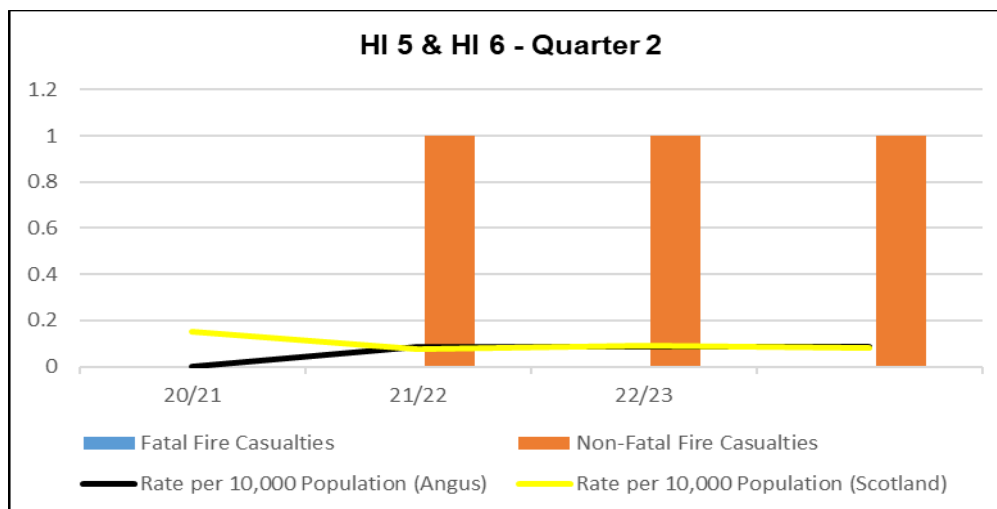
### HI 4 – Non-Domestic Building Fires



**Table 3: 2023/24 Year Performance**

	20/21	21/22	22/23	23/24	YTD	Annual Target
<b>HI 4: Non-Domestic Building Fires</b>	1	2	3	1	Green	12

### HI 5 – Fatal Fire Casualties in Non-Domestic Buildings & HI 6 – Non-Fatal Fire Casualties in Non-Domestic Buildings



**Table 4: 2023/24 Year Performance**

	20/21	21/22	22/23	23/24	YTD	Annual Target
<b>HI 5: Fatal Fire Casualties</b>	0	0	0	0	Green	0
<b>HI 6: Non-Fatal Fire Casualties</b>	0	1	1	1	Red	0

### Indicator Description

These headline indicators and targets cover the types of non-domestic buildings applicable to Part 3 of the Fire (Scotland) Act 2005 ('The Act') (e.g., care homes, hotels and hospitals) and is designed to reflect the effectiveness of fire safety management in respect of these types of buildings.

#### HI 4 - Non-Domestic Building Fires Applicable to the Act

As a headline target, the aim is to reduce the rate of accidental fires in non-domestic buildings (where The Act applies), by keeping these fires **below 13**, in Angus each year.

#### HI 5 – Fatal Fire Casualties in Non-Domestic Building Fires Applicable to the Act

This indicator counts those people for whom fire has been clearly identified as the cause of death, even if they die sometime after the actual fire. Those who die at, or after, the fire but where fire is **not** identified as the cause of death are not included in these figures. As a headline target, the aim is to have **Zero Fatal Fire Casualties** in non-domestic buildings applicable to the Act, in Angus each year.

#### HI 6 – Non-fatal Fire Casualties in Non-Domestic Building Fires Applicable to the Act

This headline target counts all types of non-fatal fire injury in non-domestic buildings, including precautionary checks. As a headline target, the aim is to have **Zero Non-Fatal Fire Casualties** in non-domestic buildings applicable to the Act, in Angus each year.

### What we aim to Achieve

As well as helping to deliver Priority Two: *Improving Fire Safety and Resilience in the Business Community*, we also link this headline target to improving the following Angus LOIP outcomes:

- Safe, secure, vibrant and sustainable communities
- An inclusive and sustainable economy
- An enhanced, protected and enjoyed natural and built environment.

### Performance Management

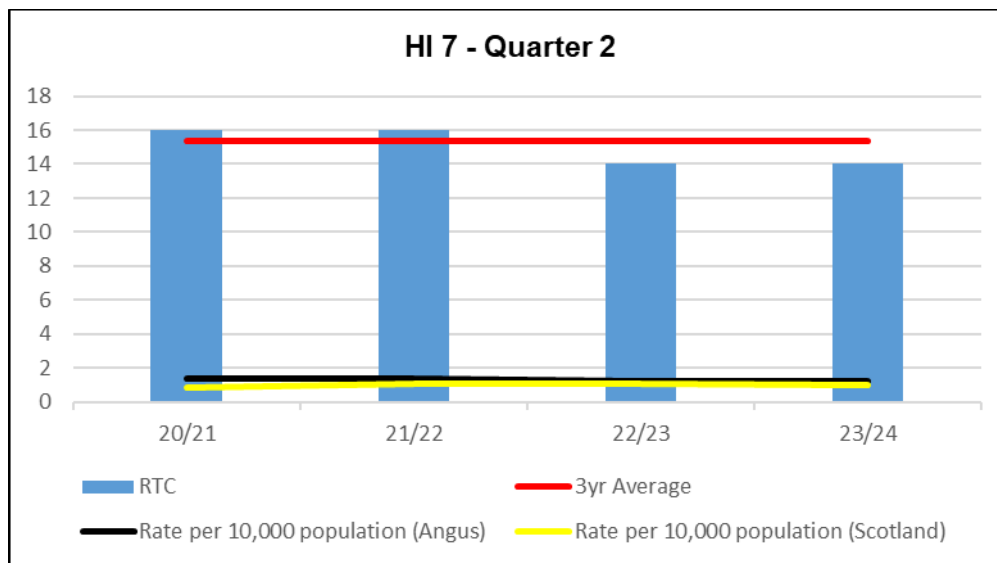
There was **One** accidental fire in the relevant non-domestic buildings during Q2, which is below average for this quarter compared to the previous three years. The incident involved a fire in an extraction unit on the 7<sup>th</sup> floor of a large grain malting building.

There were **Zero** Non-Domestic Fatal Casualties and **One** Non-Domestic Non-Fatal Casualty during Q2. The Non-Domestic Non-Fatal Casualty was due to an incident on the outskirts of large Angus town and remains part of a Police Scotland ongoing investigation. Based on our targets we are showing green for HI 5 and red for HI 6.

During Q2, the Angus Fire Safety Enforcement Officer (FSEO) carried out **25** visits to relevant premises of which **12** were full audits. The FSEO has also served **2** Angus premises with informal Action Notices and has prepared an Enforcement Notice which was served in early October. There has also been **6** 'Short Term Lets' audited during this period.

## PRIORITY 3 – MINIMISING THE IMPACT OF UNINTENTIONAL HARM

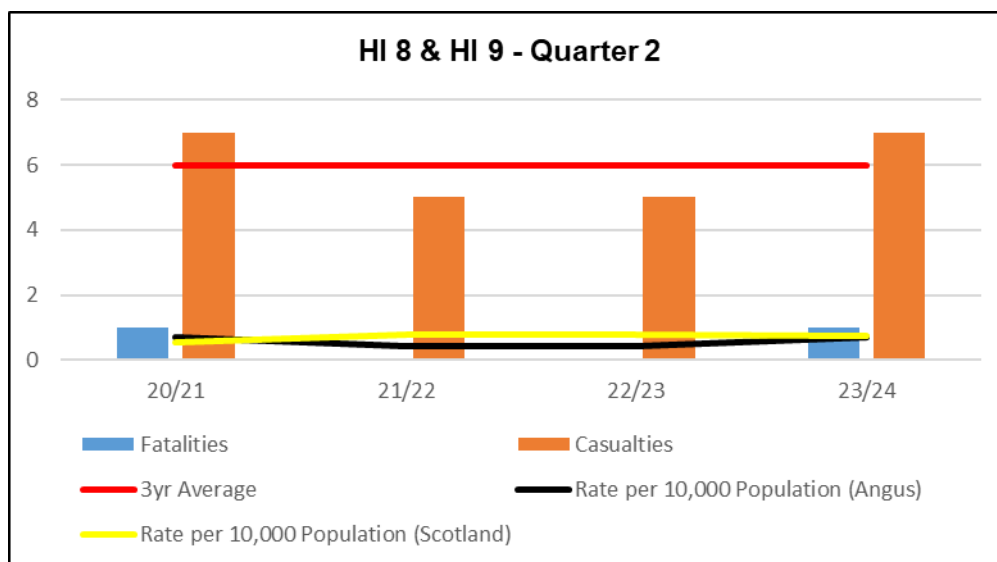
### HI 7 – Road Traffic Collision (RTC) Incidents



**Table 5: 2023/24 Year Performance**

	20/21	21/22	22/23	23/24	YTD	Annual Target
<b>HI 7: RTC Incidents</b>	16	16	14	14	Green	53

### HI 8 – Fatal RTC Casualties & HI 9 – Non-Fatal RTC Casualties



**Table 6: 2023/24 Year Performance**

	20/21	21/22	22/23	23/24	YTD	Annual Target
<b>HI 8: Fatal RTC Casualties</b>	1	0	0	1	Red	0
<b>HI 9: Non-Fatal RTC Casualties</b>	7	5	5	7	Red	26

### **Indicator Description**

The SFRS has become increasingly involved in more non-fire related prevention work, in support of its role in promoting the wider safety and well-being of its communities, including minimising the impact of unintentional harm. The headline indicators and targets reflect the fact that most of non-fire related incidents attended by the SFRS in Angus are RTC Incidents.

#### HI 7 - RTC Incidents

As a headline target, the aim is to reduce the rate of RTC incidents, by keeping them **below 53** each year.

#### HI 8 – Fatal RTC Casualties

As a headline target, the aim is to have **Zero Fatal RTC Casualties** within Angus each year.

#### HI 9 - Non-fatal RTC Casualties

As a headline target, the aim is to reduce the risk of injury from RTC's in Angus, by keeping non-fire injuries **below 26** each year.

### **What we aim to Achieve**

As well as helping to deliver Priority Three: *Minimising the Impact of Unintentional Harm*, we also link these headline targets to improving the following Angus LOIP outcomes:

- Safe, secure, vibrant and sustainable communities
- Improved physical, mental and emotional health and well-being

### **Performance Management**

During Q2 we attended **14** RTC incidents, to assist/support other partner agency responders in the release/extrication of occupants from vehicles, which is below the 3-year average for the quarter. These were spread across Angus with casualties rescued or provided initial care in **5** of the **14** incidents.

**Six** of the **14** RTC's were located in or around the Forfar area, with the remaining RTC's being **3** in the Arbroath area, **2** in Montrose and the remaining **3** on the A90 at Petterden, A90 at Stracathro and north of Kirriemuir.

Tragically, there was a **single** Fatal RTC Casualty reported during Q2, this was from a one vehicle RTC on the outskirts of Forfar on the A926.

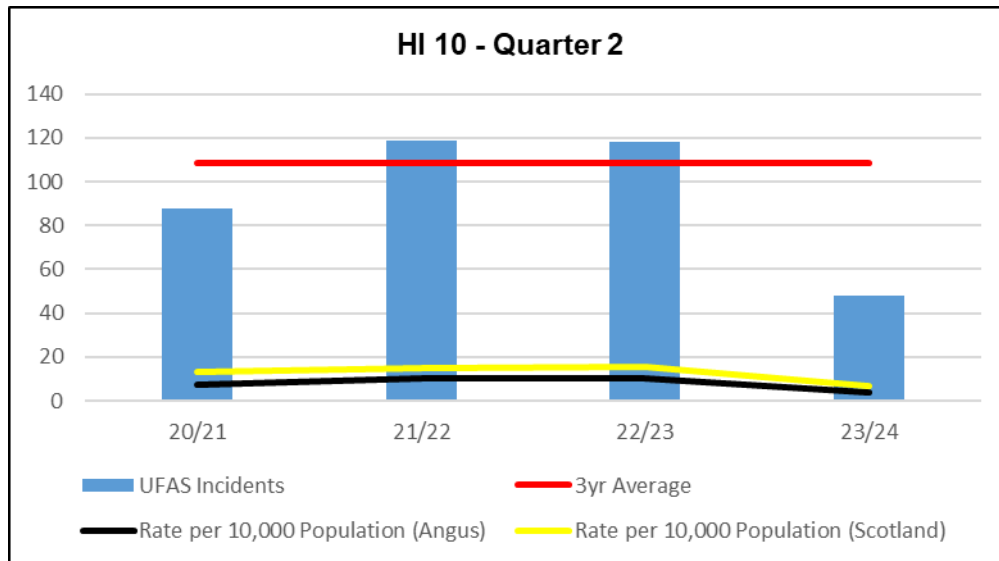
Q2 has seen a continued trend above the 3-year average for RTC Casualties, similar to that of Q1. **Five** of the **14** RTC's had a total of **7** casualties, with **3** coming from a two car RTC north of Kirriemuir at Kinwhirrie Cottage.

There is a plan to run the 'New Drivers Scheme' within Angus in partnership with Police Scotland. The equipment and software packages have been sourced and a pilot programme is currently running within Perth and Kinross to evaluate the equipment and content.

As an area, Angus stations have attended **79** special service incidents in Q2 including the **14** RTCs. The majority of other incidents (**39**) were to 'Gain Entry due to Concern for Occupant', along with **6** to assist other agencies and **5** flooding incidents.

## PRIORITY 4 – REDUCING UNWANTED FIRE ALARM SYSTEMS

### HI10 – Unwanted Fire Alarm Signals



**Table 7: 2023/24 Year Performance**

	20/21	21/22	22/23	23/24	YTD	Annual Target
<b>HI 10: UFAS Incidents</b>	88	119	118	<b>48</b>	<b>Green</b>	<b>355</b>

### Indicator Description

Automatic Fire alarms (AFA) are fundamental to providing early warning from fire, giving people the chance to evacuate safely. However, to be effective, they must be professionally installed and maintained, and a good fire safety management regime must be in place by the duty holder, so they do not activate when there is no fire.

Every Unwanted Fire Alarm Signal (UFAS) from an AFA has an impact in terms of unnecessary blue light journeys, redirecting SFRS resources away from other activities such as community safety work and causing considerable disruption to businesses.

#### HI 10 – Unwanted Fire Alarm Signals (UFAS)

As a headline target, the aim is to improve fire safety management and awareness, by reducing the number of attendances to unwanted fire alarm signals (UFAS) from automatic systems in non-domestic buildings to **less than 355** each year.

### What we aim to Achieve

As well as helping to deliver Priority Four: *Reducing Unwanted Fire Alarm Signals*, this headline target supports the SFRS's national target for reducing UFAS by 15% over the next three years.

We also link this headline target to improving the following Angus LOIP outcomes:

- An inclusive and sustainable economy

### Performance Management

During Q2, we were called out to **48** UFAS incidents, which is significantly below the 3-year average for the quarter (**110**).

This is mainly due to the implementation of the 'Time for Change Unwanted Fire Alarm Signals', this means that we no longer attend AFA calls to commercial business and workplace premises, such as factories, offices, shops and leisure facilities unless a fire has been confirmed.

The table below lists the top premises types that had the most call-outs due to UFAS incidents during Q2 reporting period.

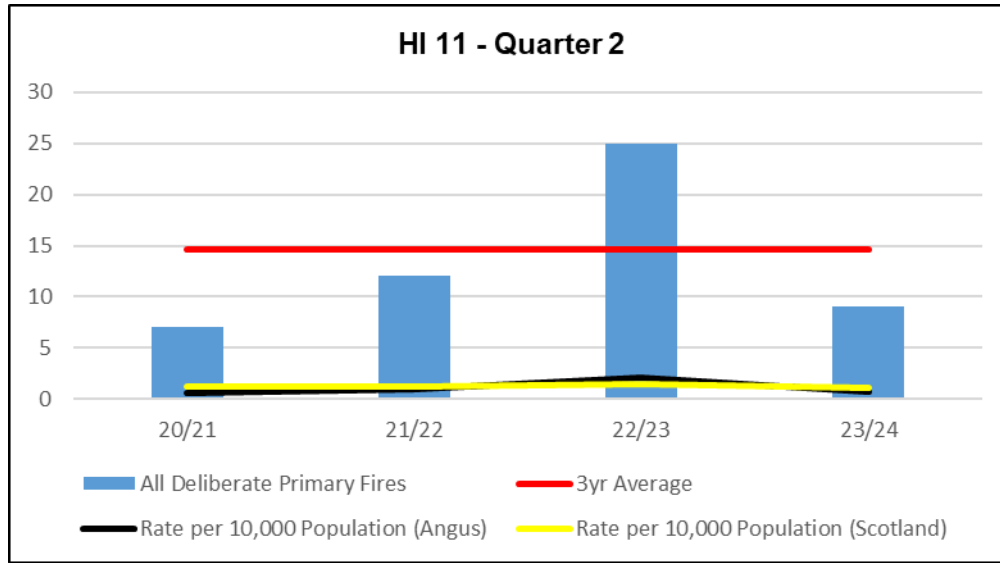
Property Types	No. of UFAS
Residential Care Homes (Elderly)	12
Hospitals and Medical Care	12
Sheltered Housing	11
Residential Care/Secure Home (Young)	3
Hotel/Motel	3
Young Offenders Unit	3

The table below lists the top False Alarm types that led to mobilisations to the premises types above during the Q2 reporting period.

Property Types	No. of UFAS
Equipment > Fault	14
Human > Cooking/Burnt Toast	12
Human > Accidentally/Carelessly Set Off	11

## PRIORITY 5 – REDUCING DELIBERATE FIRES

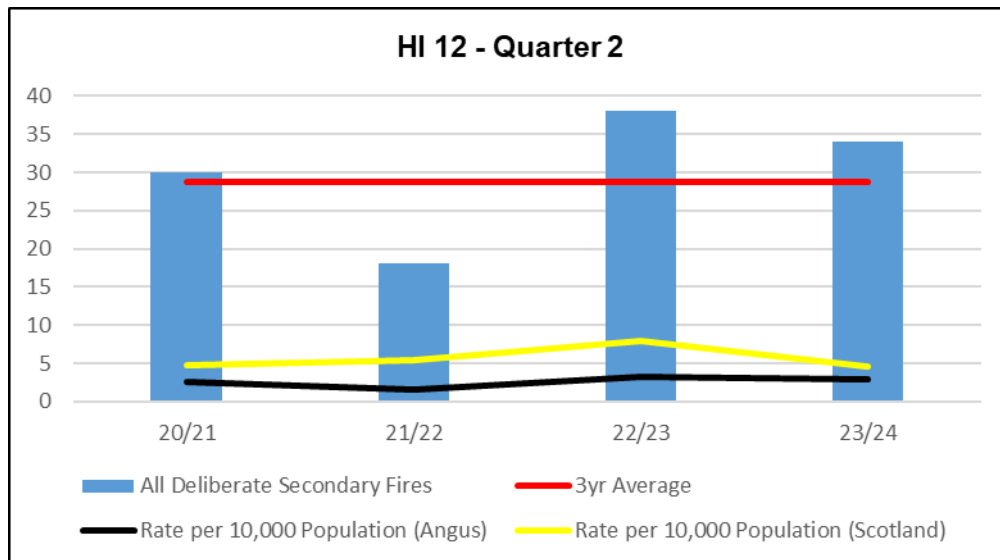
### HI 11 – Deliberate Primary Fires



**Table 8: 2023/24 Year Performance**

	20/21	21/22	22/23	23/24	YTD	Annual Target
<b>HI 11: Deliberate Primary Fires</b>	7	12	25	<b>9</b>	<b>Green</b>	<b>34</b>

### HI 12 – Deliberate Secondary Fires



**Table 9: 2023/24 Year Performance**

	20/21	21/22	22/23	23/24	YTD	Annual Target
<b>HI 12: Deliberate Secondary Fires</b>	30	18	38	<b>34</b>	<b>Amber</b>	<b>116</b>



### **Indicator Description**

These headline indicators and targets account for all types of fire that are believed to have been started intentionally and are categorised as Deliberate Primary Fires and Deliberate Secondary Fires.

#### HI 11 – Deliberate Primary Fires

These deliberate fires cover the following types:

- Fires in the home
- Fires in non-domestic buildings
- Fires in motor vehicles

As a headline target, the aim is to reduce the rate of deliberate primary fires in Angus by keeping these fires **below 34** each year.

#### HI 12 – Deliberate Secondary Fires

These deliberate fires cover the majority of outdoor fires including grassland, refuse fires and fires in derelict buildings. As a headline target, the aim is to reduce the rate of deliberate secondary fires in Angus by keeping these fires **below 116** each year.

### **What we aim to Achieve**

As well as helping to deliver Priority Five: *Reducing Deliberate Fires*, we also link this headline target to improving the following Angus LOIP outcomes:

- Safe, secure, vibrant and sustainable communities
- An inclusive and sustainable economy
- An enhanced, protected and enjoyed natural and built environment
- Children in Angus will have the best start in life

### **Performance Management**

There were **9** deliberate primary fires reported during Q2, which is below the 3-year average. The majority again were Woodland/Forrest with others including a car on the outskirts of Arbroath and an outdoor structure at Forfar Loch.

There were **34** deliberate secondary fires reported during Q2, which is above the average for the quarter. Unfortunately, **17** of the **34** occurred within the Forfar area with **6** of those around the Forfar Loch/Leisure Centre area. Most of these incidents were Grassland/vegetation fires. The remaining areas across Angus recorded **2** to **5** incidents per locality.

Based on our target of keeping the number of deliberate secondary fires in Angus below **116** each year, we are showing **Amber** for the annual target.

## PRIORITY 6 – EFFECTIVE RISK MANAGEMENT AND OPERATIONAL PREPAREDNESS

### Description

Risk Management and operational preparedness is a key area of work for the SFRS. In Angus, this means:

- Knowing what the risks are in Angus and then making plans, so we are resilient to respond to any event.
- Being prepared to respond to national threats or major emergencies.
- Developing flexibility to deploy crews, to take on a broadening role within the community.
- Firefighters being equipped to deal with emergencies safely and effectively, and our stations being in a constant state of readiness.

### What we aim to Achieve

As well as helping to deliver Priority Six: *Effective Risk Management and Operational Preparedness*, our activities also support improving the following Angus LOIP outcomes:

- Safe, secure, vibrant and sustainable communities
- An inclusive and sustainable economy
- An enhanced, protected and enjoyed natural and built environment
- Improved physical, mental and emotional health and well-being

### Activity

During Q2 we delivered our quarterly training commitment to operational firefighter's, whereby we trained and tested their preparedness to deal with:

Breathing Apparatus / Fire Behaviour	Road Traffic Collisions & Extrications
Hazmats	Water Awareness
Evacuation Procedures	Fire Escape Hoods
Sleeping Risks	Driving Through Red Lights

We are continuing joint training with partners and some larger scale training exercises have been carried out during this quarter to ensure our preparedness to respond to emergencies, this can be seen within the appendices.

Firefighters continue to carry out Operational Intelligence within their station area so that they are aware of the associated risks and hazards, and if required can take effective actions in dealing with incidents at these sites. All this information is continually updated on our IT devices which are carried on frontline appliances.

We continue to promote the service and at present across Angus, we are currently recruiting at the following stations to help and build resilience into the station, area and county (Kirriemuir, Forfar, Brechin and Montrose). Both Arbroath and Carnoustie remain at capacity.

The Angus Community Action Team (ACAT) and the Angus station personnel remain committed to supporting their local communities through all aspects of their role which can be seen in the following appendices. The ACAT continue to deliver training to local partners in the shape of 'Self Neglect and Hoarding Awareness'

## **APPENDIX 1:**

### **COMMUNITY SAFETY ENGAGEMENT PROGRAMMES**

This section provides details of community safety engagement programmes undertaken within Angus during Q2 of 2023/24, in support of our priorities and targets.

#### **Fire Safety Engagements**

1. Angus Community Action Team (ACAT) continue to fully engage with all aspects of the community and have supported the delivery of Home Fire Safety Visit (HFSV's) across Angus.
2. Local Authority Liaison Officer (LALO) & Community Safety Advocates (CSA) continue to attend partnership meetings with 'Protecting People in Angus' (PPA), 'Angus Violence Against Woman Partnership' (AVAWP), 'Learning and Development' (L&D subgroup) and 'Angus Mental Health & Wellbeing Network' (AMHAWN).

#### **Persons at Risk**

1. ACAT and station personnel have fitted **12** Hard of Hearing smoke alarms to vulnerable residents.
2. Issued **one** set of fire-retardant bedding.
3. Issued **2** fire-retardant throws.
4. Numerous, Joint Home Fire Safety Visits ongoing with ACAT members and Community Mental Health Teams, Angus Council Home Care Assessors, Community Housing Teams, Deaf Links workers etc.
5. **257** HFSV's have been carried out across Angus.
6. **152** of those were classed as **High Risk** prior to the visit being carried out.
7. LALO and CSA continue to work closely with Angus Adult Protection team in providing several presentations for a partnership approach to Hoarding and Self-neglect to members of the PPA Learning & Development Framework.

#### **Referrals**

1. Continue to attend Early Screening Group (ESG) weekly meetings to identify vulnerable person who require a Home Fire Safety Visit.
2. MARAC reports sent at the beginning of each month with information we hold on each referral.
3. On-going HFSV referrals from Police Scotland, Locality District Nursing Teams, Community Mental Health Teams, Social Work teams, Northeast Sensory Services (NESS) and Community Housing Teams etc.
4. **23** Adult Protection (AP1) referral forms were submitted to Angus Council Social Work over Q2.
5. Angus LALO and CSAs attended **13** virtual multi agency Case Conferences involving persons identified as vulnerable and at risk.
6. Angus LALO and CSAs attended **2** virtual multi agency Initial Referral Discussion involving persons identified as vulnerable and at risk.

7. Angus CAT fitted **3** Sash Jammers to letter boxes at vulnerable residents' properties.
8. With good partnership links with discharge teams for Airflow mattresses SFRS PKAD now has sight of the locations of these risks within our station areas and we are offering HFSVs as per the same processes as medical oxygen discharge teams at NHS Tayside.
9. Angus CSA's attending 'Well Bean Cafes in Forfar, Arbroath, and Montrose monthly for chats with attending people promoting and offering HFSV.
10. Angus CSA's also conducted fire safety talks for Alzheimer's cafes held in Arbroath.
11. Angus CAT conducted **5** Fire Safety Support and Education interventions.
12. Angus CAT conducted **4** Hoarding and Self-neglect presentations for various partner agencies.

## **APPENDIX 2:**

### **Notable Incidents/Events**

#### **Water Rescue Edzell**

At 17:03hrs on Saturday 15<sup>th</sup> July, crews attended a Water Rescue incident at the Blue Door River Walk, Edzell. SFRS crews from across Angus, Dundee and Aberdeenshire worked with partner agencies throughout the protracted incident. All attending agencies demonstrated determination and resilience to try and affect a rescue under extremely challenging circumstances.

#### **Level 1D Fire Montrose**

At 23:07hrs on Tuesday 13<sup>th</sup> September, crews were mobilised to a fire in a large seven storey building used for grain maltings. The incident quickly escalated to from 2 to 4 pumps, coming from Montrose, Brechin and Laurencekirk. Due to the location of the fire a dedicated aerial appliance was requested from Blackness Road Dundee, to help fight the fire in the extraction unit at the top of the building. Crews were supported by two Flexi Duty Officers and the incident was brought under control at 01:50hrs with the last crews leaving at 02:54hrs.



### **SAS RTC Training Exercise**

On the 4<sup>th</sup> September Brechin fire station concluded six weeks of RTC training, with a joint exercise with colleagues from the Scottish Ambulance Service (SAS). Working with the local SAS Team Leader, the team from Brechin facilitated a 2 vehicle RTC scenario involving 3 casualties. This allowed those that are new in role from both agencies the opportunity to develop their skills, whilst providing a robust understanding of the hazards and risks at an RTC.



### **CFS Water Safety Event Edzell**

On the 30<sup>th</sup> September crews from Brechin along with members of the Community Action Team, H.M Coastguard and Police Scotland Mountain Rescue, spent the afternoon in Edzell and at the Blue Door River Walk. All agencies engaged with both local residents and visitors to the area on all matters in regard to water safety. Over 70 members of the public were given vital water safety advice and every local shop was provided with water safety posters for display and distribution.





### **School Uniform/Breakfast Provisions and Emergency Food Cabinet**

Crews at Carnoustie FS put out an appeal for donations of new or nearly new school uniforms. During various dates in July and August, the station opened as a school uniform bank with the offer to attend and pick up uniforms free of charge alongside free breakfast items. Most attended in person, but we were also able to take referrals from schools and various local support groups. A total 67 children received free school uniforms and breakfast items. Recently an agreement has been reached with a local charity shop who are going to stock our surplus uniform to enable access throughout the year to free school uniforms.

The Carnoustie emergency food cabinet is still ongoing and into year 3. This gives the local community who are in need, direct access to food any time of day. Over the quarter 50 bags of groceries have been donated by and to the community.



## Doors Open Days 9<sup>th</sup> and 10<sup>th</sup> September

Crews at two Angus fire stations, held 'Doors Open Days' on the 9<sup>th</sup> and 10<sup>th</sup> of September. This gave the public the opportunity to meet the crews and see behind the scenes of both Arbroath and Forfar fire stations. Crew were supported by Water Rescue teams, from the Kingsway and Dedicated Height Appliance from Blackness Road. The images below show Firefighters from Kingsway with their infaltable rescue sled and crews from Forfar allowing the local community the opportunity to utilise the hosereel jet used for fighting small to moderate sized fires.

