



## QUARTERLY MONITORING REPORT

*Covering the activities and performance in support of the Local Fire and Rescue Plan for Angus*



**SCOTTISH**  
FIRE AND RESCUE SERVICE  
Working together for a safer Scotland

**Quarter One: 2024/25**

**Working together  
for a safer Scotland**



## **ABOUT THE STATISTICS IN THIS REPORT**

The activity totals and other statistics quoted in this report are provisional in nature and subject to change as a result of ongoing quality assurance and review.

Because all statistics quoted are provisional there may be differences in the period totals quoted in our reports after original publication which result from revisions or additions to the data on our systems.

From 2015-16 onwards responsibility for the publication of end-year statistical data transferred from the Scottish Government to the Scottish Fire and Rescue Service (SFRS). This change of responsibility does not change the status of the figures quoted in this and other SFRS reports reported to the Committee.

<b>TABLE OF CONTENTS</b>	<b>PAGE</b>
<b>Introduction</b>	5
<b>Quarterly Performance Summary</b>	6
<b>Quarterly Performance Highlights</b>	7
<b>Priority 1 - Improving Fire Safety in The Home</b>	8
HI 1 – Accidental Dwelling Fires (ADF)	8
HI 2 – ADF Fatal Casualties	8
HI 3 – ADF Non-Fatal Casualties	8
<b>Priority 2 - Improving Fire Safety and Resilience in the Business Community</b>	10
HI 4 - Non-Domestic Building Fires	10
HI 5 – Fatal Casualties in Non-Domestic Buildings	10
HI 6 – Non-Fatal Casualties in Non-Domestic Buildings	10
<b>Priority 3 - Minimising the Impact of Unintentional Harm</b>	12
HI 7 – Road Traffic Collision (RTC) Incidents	12
HI 8 – Fatal RTC Casualties	12
HI 9 – Non-Fatal RTC Casualties	12
<b>Priority 4 - Reducing Unwanted Fire Alarm Signals</b>	14
HI 10 – Unwanted Fire Alarm Signals (UFAS)	14
<b>Priority 5 - Reducing Deliberate Fires</b>	16
HI 11 – Deliberate Primary Fires	16
HI 12 – Deliberate Secondary Fires	16
<b>Priority 6 - Effective Risk Management and Operational Preparedness</b>	18
<b>Appendix 1: Community Safety Engagement Programmes</b>	19
<b>Appendix 2: Notable Incidents and Events – Partnership Working</b>	20

This page is intentionally blank

## INTRODUCTION

This is the Quarter One (Q1) monitoring report covering the SFRS's performance and activities in support of the six priorities in the Local Fire and Rescue Plan for Angus, namely:

- Priority 1 - Improving fire safety in the home
- Priority 2 - Improving fire safety and resilience in the business community
- Priority 3 - Minimising the impact of unintentional harm
- Priority 4 - Reducing unwanted fire alarm signals
- Priority 5 - Reducing deliberate fires
- Priority 6 - Effective risk management and operational preparedness

























As well as supporting the six priorities in the Local Fire and Rescue Plan for Angus, this monitoring report shows how SFRS activities and performance contribute to the wider priorities of the Angus Council Community Planning Partnership (CPP), as set out in the Angus Community Plan.

The figures in this report are provisional, to provide the Committee with the SFRS's direction of travel in the Angus area, in terms of performance against Headline Indicators (HI) and targets. Most figures will not change; however, members should note that there may be some small variations for some indicators when the final confirmed figures are published by the SFRS.




The Angus Council Scrutiny and Audit Committee agreed the new Local Fire and Rescue Plan for Angus on 01 December 2020, covering the subsequent 3-year period. In support of delivering the priorities in this plan, 12 headline indicators and targets have been set, and form the basis of this quarterly monitoring report.

## PERFORMANCE SUMMARY

The table below provides a summary of 2024/25 Q1 activity and Year To Date (YTD) progress, based on annual targets set against Headlines Indicators. It aims to provide – at a glance – our direction of travel during the current reporting year.

Q1: All Incidents Attended - 289		
<b>HI 1</b> <b>Accident Dwelling Fires</b>   <b>Q1 – 12 Incidents</b> <b>YTD – 12 Incidents</b> <b>Annual Target – below 75</b>	<b>HI 2</b> <b>ADF Fatal Casualties</b>   <b>Q1 – 0</b> <b>YTD – 0</b> <b>Annual Target – 0</b>	<b>HI 3</b> <b>ADF Non-Fatal Casualties</b>   <b>Q1 – 2</b> <b>YTD – 2</b> <b>Annual Target – below 15</b>
<b>HI 4</b> <b>Non-domestic Building fires</b>   <b>Q1 – 1 Incidents</b> <b>YTD – 1 Incidents</b> <b>Annual Target – below 12</b>	<b>HI 5</b> <b>Fatal Casualties in Non-Domestic Building Fires</b>   <b>Q1 – 0</b> <b>YTD – 0</b> <b>Annual Target – 0</b>	<b>HI 6</b> <b>Non-Fatal Casualties in Non-Domestic Building Fires</b>   <b>Q1 – 0</b> <b>YTD – 0</b> <b>Annual Target – 0</b>
<b>HI 7</b> <b>Road Traffic Collisions (RTC)</b>   <b>Q1 – 12 Incidents</b> <b>YTD – 12 Incidents</b> <b>Annual Target – below 53</b>	<b>HI 8</b> <b>Fatal RTC Casualties</b>   <b>Q1 – 1</b> <b>YTD – 1</b> <b>Annual Target – 0</b>	<b>HI 9</b> <b>Non-Fatal RTC Casualties</b>   <b>Q1 – 5</b> <b>YTD – 5</b> <b>Annual Target – below 26</b>
<b>HI 10</b> <b>Unwanted Fire Alarm Signals</b>   <b>Q1 – 27 Incidents</b> <b>YTD – 27 Incidents</b> <b>Annual Target – below 160</b>	<b>HI 11</b> <b>Deliberate Primary Fires</b>   <b>Q1 – 13 Incidents</b> <b>YTD – 13 Incidents</b> <b>Annual Target – below 34</b>	<b>HI 12</b> <b>Deliberate Secondary Fires</b>   <b>Q1 – 30 Incidents</b> <b>YTD – 30 Incidents</b> <b>Annual Target – below 116</b>

### YTD Performance, Based on Annual Target

	Below target
	Less than 10% above target
	More than 10% above target

## PERFORMANCE HIGHLIGHTS

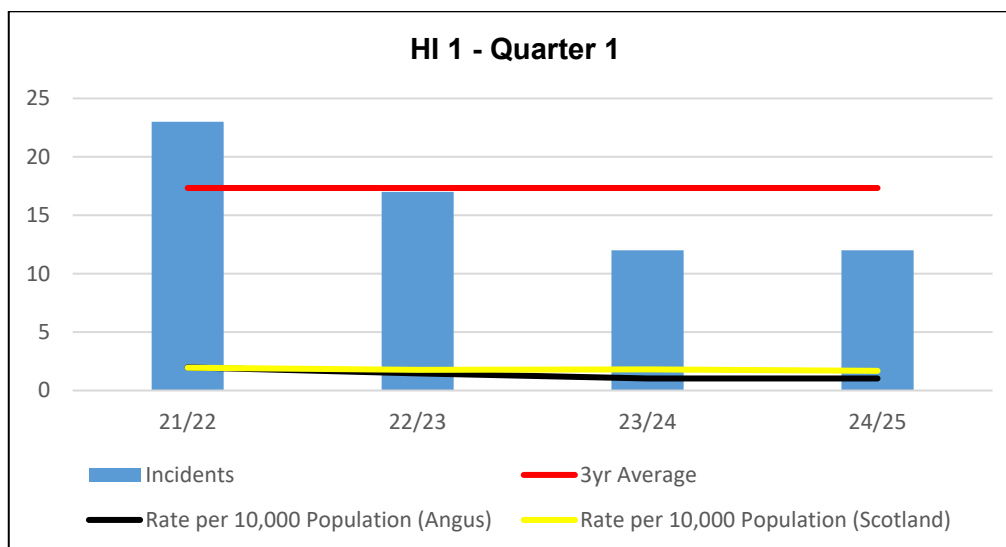
Of the **12** Headline Indicators (HI) and targets, the following is a summary for Q1 2024/25:

There was a total of **289** incidents within the Angus area during Q1, **55** of those occurred in private dwellings due to False Alarms (fumes from cooking), faults or accidental activations.

- **HI 1.** There were **12 Accidental Dwelling Fires (ADF)** during Q1 which is well below the 3-year average for the quarter. The majority are classed as low severity, with **8** of the **12** starting in the kitchen, **3** in bedrooms and **One** in a living room, all were contained within the compartment of origin
- **HI 2&3.** There was **Zero ADF Fatalities**, and **Two ADF Casualties** during Q1, both occupants from separate incidents suffered light smoke inhalation, with one also suffering minor burns to their hands. Neither occupant required hospital treatment.
- **HI 4.** There was **One Non-Domestic Building Fire** during Q1, which is below the 3-year average. **Non-domestic Fire Fatalities were Zero as was Non-domestic Fire Related Injuries.**
- We attended **12 Road Traffic Collision's (RTCs)** during Q1, which is above the 3-year average for this quarter. There was again unfortunately a single **RTC Related Fatality** within the Montrose area. There were **5 further RTC Related Injuries from 3 RTCs** across the Angus area which is well below the 3-year average (**11**).
- We dealt with **27 Unwanted Fire Alarm Signals (UFAS)** during Q1, the annual target for this HI has been reduced in line with the reduction of this type of incident due to the change in mobilising strategy. The Angus Fire Safety Enforcement Officer (FSEO) and station Supervisory Management teams, remain very proactive in engaging with duty holders in a bid to further reduce UFAS related incidents.
- There were **13 Deliberate Primary Fires** reported during Q1, which is above the 3-year average for the quarter. There were **30 Deliberate Secondary Fires** reported during Q1, which again is below the 3-year average.
- Our firefighters continue to train in all aspects of their role to ensure they are operationally prepared for what is required and we have continued where possible to gather information on local risks to assist us in an emergency through our operational intelligence visits.
- Finally, Q1 continues to see face to face engagement with our communities to ensure we can continue to help those who are most vulnerable. We have seen a large increase in partnership working and provided lots of support for local initiatives some of which you can read in appendices at the end of this report.

## PRIORITY 1 - IMPROVING FIRE SAFETY IN THE HOME

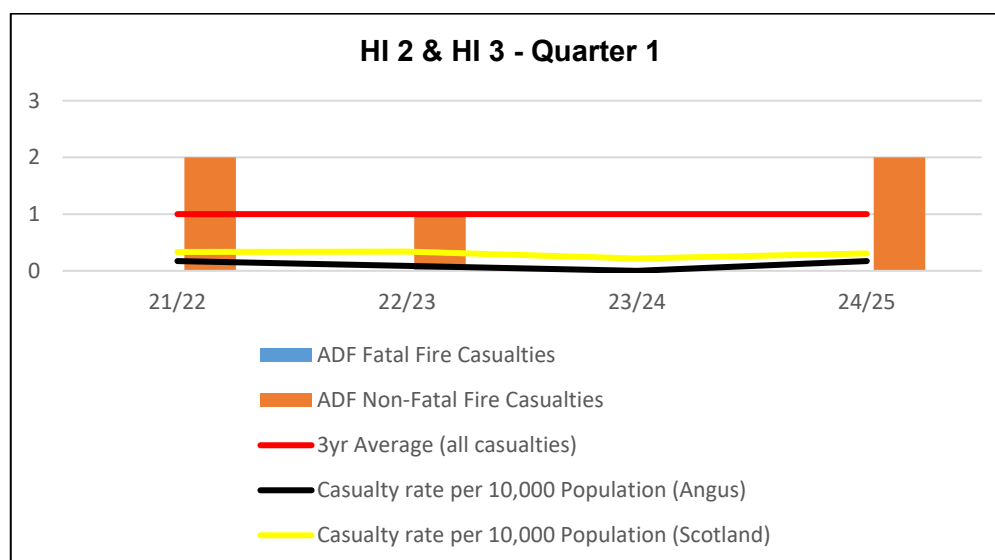
### HI 1 – Accidental Dwelling Fires (ADF)



**Table 1: 2024/25 Year Performance**

	21/22	22/23	23/24	24/25	YTD	Annual Target
HI 1: ADF's	23	17	12	12	Green	75

### HI 2 - ADF Fatal Casualties & HI 3 - ADF Non-Fatal Casualties



**Table 2: 2024/25 Year Performance**

	21/22	22/23	23/24	24/25	YTD	Annual Target
HI 2: ADF Fatal Casualties	0	0	0	0	Green	0
HI 3: ADF Non-Fatal Casualties	2	1	0	2	Green	15



### Indicator Description

The largest single type of primary fire in Angus is accidental fires in the home and their prevention is a key focus of the Service's community safety activity.

#### HI 1 – Accidental Dwelling Fires (ADF)

As a headline target, the aim is to reduce the rate of ADF's, in the near 56,500 homes in the Angus area, by keeping these fires **below 78** each year.

#### HI 2 – ADF Fatal Casualties

This indicator counts those people for whom fire has been clearly identified as the cause of death, even if they die some-time after the actual fire. Those who die at, or after, the fire but where fire is **not** identified as the cause of death are not included in these figures. As a headline target, the aim is to have **Zero ADF Fatal Casualties**, in Angus each year.

#### HI 3 – ADF Non-Fatal Casualties

This headline target counts all types of non-fatal fire injury in the home, including precautionary checks. As a headline target, the aim is to reduce the risk of injury from fire in the home, in an increasing Angus population, by keeping fire injuries **below 15**, each year.

### What we aim to Achieve

As well as helping to deliver Priority One: *Improving Fire Safety in the Home*, meeting the headline targets will also support a long-term ambition in the Angus LOIP: *To be in the top five Scottish local authority areas for least rate of primary dwelling fires by 2030.*

We also link this headline target to improving the following Angus LOIP outcomes:

- Safe, secure, vibrant and sustainable communities
- Improved physical, mental and emotional health and well-being
- An enhanced, protected and enjoyed natural and built environment

### Performance Management

There were **12** ADFs during Q1, which is below the 3-year average, the majority of these are attributed to cooking or combustibles near a heat source. The majority of our ADFs caused minimal fire damage and were limited to the room of origin. **Eight** of the **12** incidents occurred in the kitchen, with **3** in bedrooms and **one** in a living room. **Five** of the **12** ADFs were in and around Forfar, **3** in Montrose, **2** in Arbroath with the remaining **two** in Carnoustie and Monifieth.

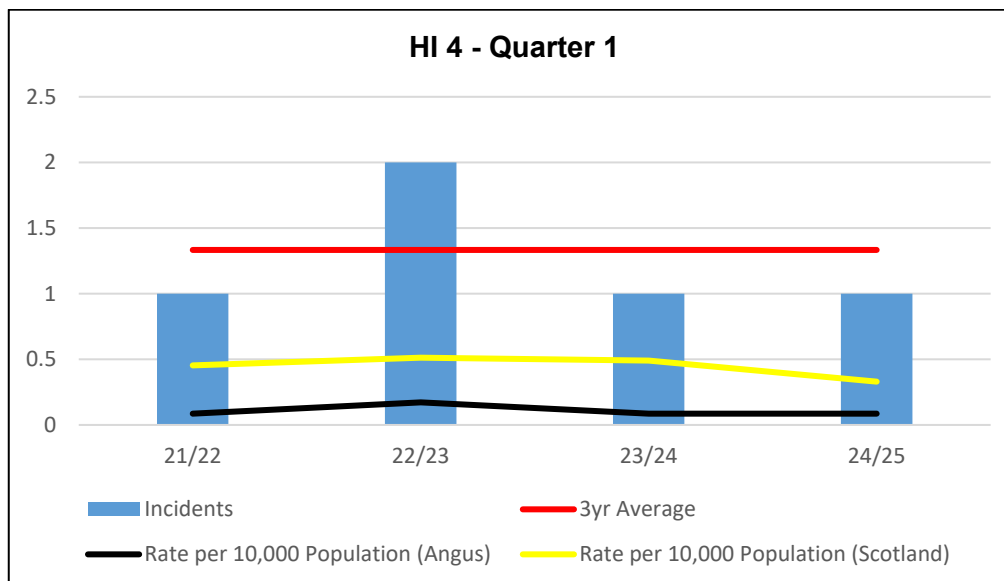
**Seven** of the incidents were caused by persons aged between 18 and 64, **2** by persons aged over 65, **one** by a person aged between 10 and 17 with the last **2** incidents being attributed to faults in electrical equipment. (**7** Cooking, **3** Smoking and **2** Electrical Faults)

There were **Zero** ADF Fatal Casualties and **Two** ADF Non-Fatal Casualties during Q1. Both casualties a male and female in their **30s** at **two** separate addresses suffered light smoke inhalation with the female also suffering minor burns to her hands. **Neither occupant required hospital treatment** and were treated on scene by SAS.

Crews continue to provide a Post Domestic Incident Response (PDIR) to those premises affected by fire, along with neighbouring premises. Crews across Angus carried out **213** HFSVs in Q1 of which **84** were considered as High Risk pre-visit.

## PRIORITY 2 – IMPROVING FIRE SAFETY AND RESILIENCE IN THE BUSINESS COMMUNITY

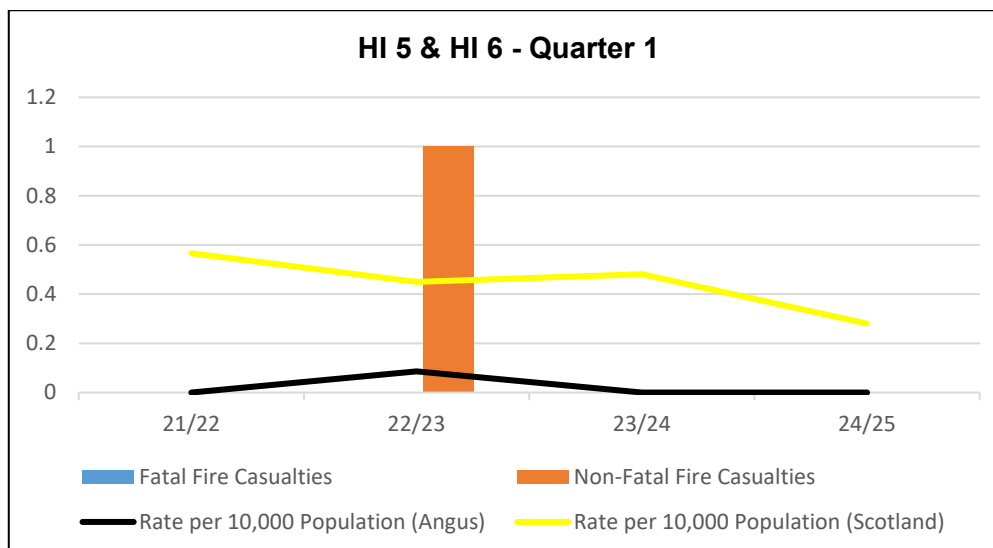
### HI 4 – Non-Domestic Building Fires



**Table 3: 2024/25 Year Performance**

	21/22	22/23	23/24	24/25	YTD	Annual Target
<b>HI 4: Non-Domestic Building Fires</b>	1	2	1	1	Green	13

### HI 5 – Fatal Fire Casualties in Non-Domestic Buildings & HI 6 – Non-Fatal Fire Casualties in Non-Domestic Buildings



**Table 4: 2024/25 Year Performance**

	21/22	22/23	23/24	24/25	YTD	Annual Target
<b>HI 5: Fatal Fire Casualties</b>	0	0	0	0	Green	0
<b>HI 6: Non-Fatal Fire Casualties</b>	0	1	0	0	Green	0

### Indicator Description

These headline indicators and targets cover the types of non-domestic buildings applicable to Part 3 of the Fire (Scotland) Act 2005 ('The Act') (e.g. care homes, hotels and hospitals) and is designed to reflect the effectiveness of fire safety management in respect of these types of buildings.

#### HI 4 - Non-Domestic Building Fires Applicable to the Act

As a headline target, the aim is to reduce the rate of accidental fires in non-domestic buildings (where The Act applies), by keeping these fires **below 13**, in Angus each year.

#### HI 5 – Fatal Fire Casualties in Non-Domestic Building Fires Applicable to the Act

This indicator counts those people for whom fire has been clearly identified as the cause of death, even if they die sometime after the actual fire. Those who die at, or after, the fire but where fire is **not** identified as the cause of death are not included in these figures. As a headline target, the aim is to have **Zero Fatal Fire Casualties** in non-domestic buildings applicable to the Act, in Angus each year.

#### HI 6 – Non-fatal Fire Casualties in Non-Domestic Building Fires Applicable to the Act

This headline target counts all types of non-fatal fire injury in non-domestic buildings, including precautionary checks. As a headline target, the aim is to have **Zero Non-Fatal Fire Casualties** in non-domestic buildings applicable to the Act, in Angus each year.

### What we aim to Achieve

As well as helping to deliver Priority Two: *Improving Fire Safety and Resilience in the Business Community*, we also link this headline target to improving the following Angus LOIP outcomes:

- Safe, secure, vibrant and sustainable communities
- An inclusive and sustainable economy
- An enhanced, protected and enjoyed natural and built environment

### Performance Management

There was one accidental fire in a relevant non-domestic building during Q1, which is below average for this quarter compared to the previous three years. The incident involved a fault in an industrial oil heater in a large factory. This was quickly isolated and partially extinguished by onsite staff, Firefighters utilised Compressed Air Breathing Apparatus and a hosereel jet to fully extinguish the fire and checked surrounding area for signs of heat and fire.

There were **Zero** Non-Domestic Fatal Casualties and **Zero** Non-Domestic Non-Fatal Casualties during Q1. Based on our targets we are showing green for HI 5 and green for HI 6.

During Q1, the Angus Fire Safety Enforcement Officer (FSEO) carried out **19** visits to relevant premises in which **10** were full audits. Within the planned audits support was also available to colleagues from Angus Council where joint visits were carried out at all **4** main sporting stadiums to issue the appropriate safety certificates. The remaining **3** visits involved Short Term Lets, a Care Home registration and a complaint.

The Angus FSEO has also drafted and submitted a comprehensive report to the Crown Office and Procurator Fiscal for consideration in relation to an ongoing matter at a hotel in the Angus area.

## PRIORITY 3 – MINIMISING THE IMPACT OF UNINTENTIONAL HARM

### HI 7 – Road Traffic Collision (RTC) Incidents

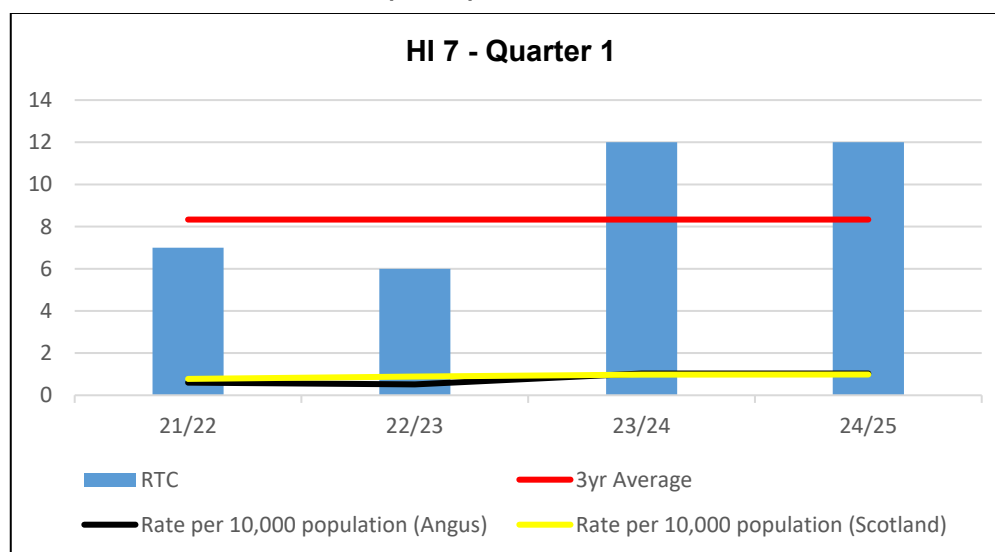


Table 5: 2024/25 Year Performance

	21/22	22/23	23/24	24/25	YTD	Annual Target
HI 7: RTC Incidents	7	6	12	12	Green	53

### HI 8 – Fatal RTC Casualties & HI 9 – Non-Fatal RTC Casualties

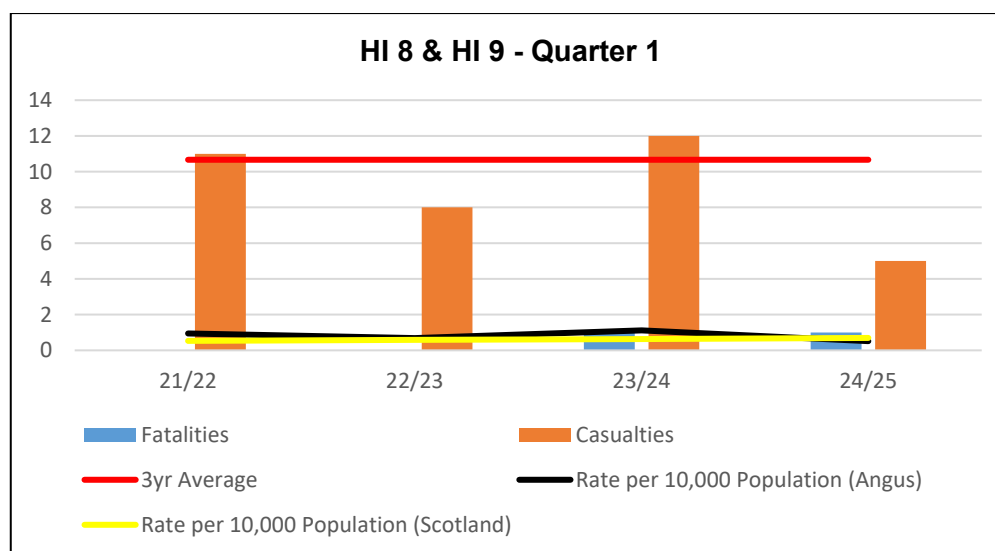


Table 6: 2024/25 Year Performance

	21/22	22/23	23/24	24/25	YTD	Annual Target
HI 8: Fatal RTC Casualties	0	0	1	1	Red	0
HI 9: Non-Fatal RTC Casualties	11	8	12	5	Green	26

### Indicator Description

The SFRS has become increasingly involved in more non-fire related prevention work, in support of its role in promoting the wider safety and well-being of its communities, including minimising the impact of unintentional harm. The headline indicators and targets reflect the fact that most of non-fire related incidents attended by the SFRS in Angus are RTC Incidents.

#### HI 7 - RTC Incidents

As a headline target, the aim is to reduce the rate of RTC incidents, by keeping them **below 53** each year.

#### HI 8 – Fatal RTC Casualties

As a headline target, the aim is to have **Zero Fatal RTC Casualties** within Angus each year.

#### HI 9 - Non-fatal RTC Casualties

As a headline target, the aim is to reduce the risk of injury from RTC's in Angus, by keeping non-fire injuries **below 26** each year.

### What we aim to Achieve

As well as helping to deliver Priority Three: *Minimising the Impact of Unintentional Harm*, we also link these headline targets to improving the following Angus LOIP outcomes:

- Safe, secure, vibrant and sustainable communities
- Improved physical, mental and emotional health and well-being

### Performance Management

During Q1 we attended **12** RTC incidents, to assist/support other partner agency responders in this incident type. These were spread across Angus with casualties rescued or provided initial care in **3** of the **12** incidents.

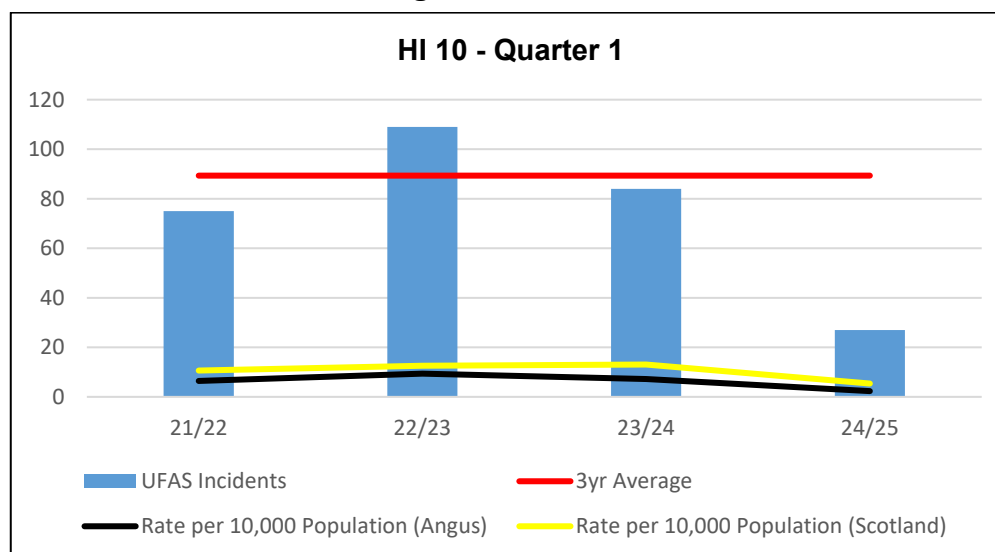
Sadly, there was a **single** Fatal RTC Casualty reported during Q1, this was from a **single** vehicle RTC in the Craigo area near Montrose.

Q1 has seen a reduction in RTC Casualties considerably below the 3-year average. **Two** RTCs where casualties were rescued, occurred in built up areas of Brechin and Arbroath leading to **3** of the **5** casualties. The **2** further casualties came from and RTC at the junction of the A933 and the A934 (Farnell Crossroads).

As an area, Angus stations continue to see a rise in Special Service incidents and have attended **76** in Q1 including the **12** RTCs. The majority of other incidents (**36**) were to 'Gain Entry due to Concern for Occupant', along with **8** to assist other agencies. Other Special Service incidents include but are not limited to, Animal Assistance (**3**), Hazardous Materials (**2**), Making Safe (**2**), Medical Incidents (**2**) Remove Objects from People (**1**) and Flooding/Water Rescue (**1**) .

## PRIORITY 4 – REDUCING UNWANTED FIRE ALARM SYSTEMS

### HI10 – Unwanted Fire Alarm Signals



**Table 7: 2024/25 Year Performance**

	21/22	22/23	23/24	24/25	YTD	Annual Target
HI 10: UFAS Incidents	75	109	84	27	Green	160

### Indicator Description

Automatic Fire alarms (AFA) are fundamental to providing early warning from fire, giving people the chance to evacuate safely. However, to be effective, they must be properly installed and maintained, and a good fire safety management regime must be in place by the duty holder, so they do not activate when there is no fire.

Every Unwanted Fire Alarm Signal (UFAS) from an AFA has an impact in terms of unnecessary blue light journeys, redirecting SFRS resources away from other activities such as community safety work and causing considerable disruption to businesses.

#### HI 10 – Unwanted Fire Alarm Signals (UFAS)

As a headline target, the aim is to improve fire safety management and awareness, by reducing the number of attendances to unwanted fire alarm signals (UFAS) from automatic systems in non-domestic buildings to **less than 160** each year.

### What we aim to Achieve

As well as helping to deliver Priority Four: *Reducing Unwanted Fire Alarm Signals*, this headline target supports the SFRS's national target for reducing UFAS by 15% over the next three years.

We also link this headline target to improving the following Angus LOIP outcomes:

- An inclusive and sustainable economy

### Performance Management

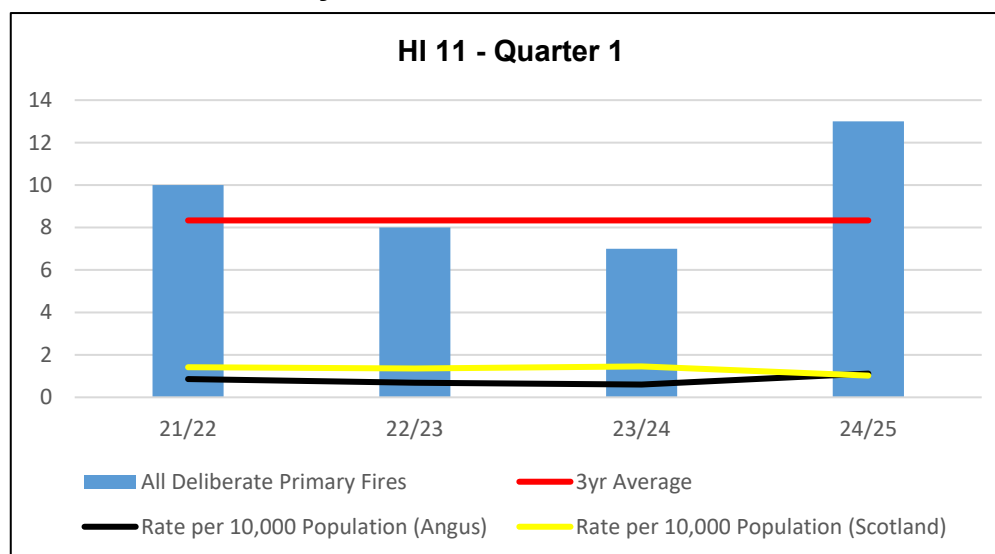
During Q1, we attended **27** UFAS incidents, which is well below the 3-year average for the quarter (**89**). This is in no doubt due to the implementation of the 'Time for Change Unwanted Fire Alarm Signals', which to date has seen a drastic drop in attending false alarms in non-residential premises. Due to the reduction in this incident type, the annual target has been dropped from **355** to **160** incidents per year.

The table below lists the top property types that had persistent call-outs due to UFAS incidents during Q1 reporting period.

Property Types	No. of UFAS
Residential Care Homes (Elderly)	8
Sheltered Housing	7
Residential Care/Secure Home (Young)	3
Residential Home (Retirement/Elderly)	3
Hospitals and Medical Care	2
Others (Hotels, Education)	4

## PRIORITY 5 – REDUCING DELIBERATE FIRES

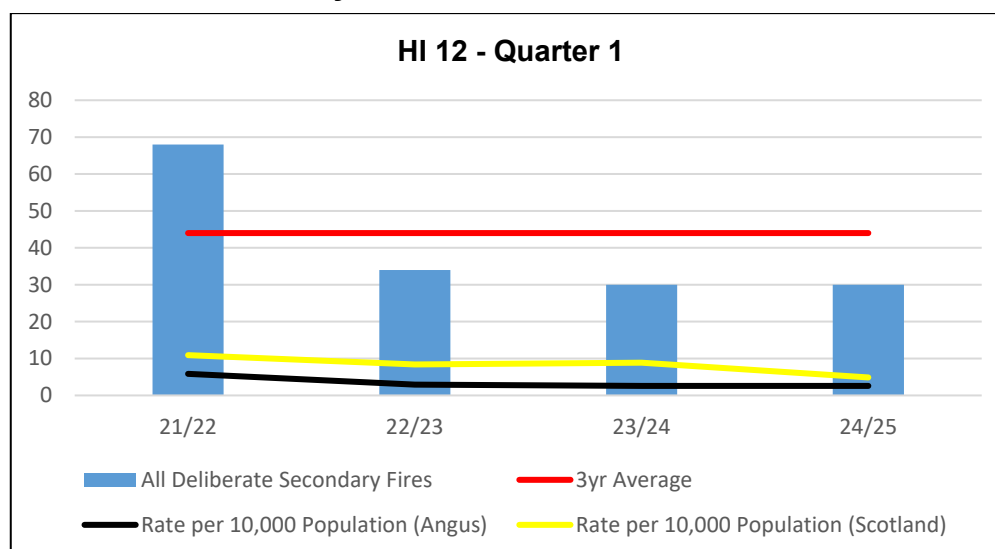
### HI 11 – Deliberate Primary Fires



**Table 8: 2024/25 Year Performance**

	21/22	22/23	23/24	24/25	YTD	Annual Target
HI 11: Deliberate Primary Fires	10	8	7	13	Red	34

### HI 12 – Deliberate Secondary Fires



**Table 9: 2024/25 Year Performance**

	21/22	22/23	23/24	24/25	YTD	Annual Target
HI 12: Deliberate Secondary Fires	68	34	30	30	Amber	116



### Indicator Description

These headline indicators and targets account for all types of fire that are believed to have been started intentionally and are categorised as Deliberate Primary Fires and Deliberate Secondary Fires.

#### HI 11 – Deliberate Primary Fires

These deliberate fires cover the following types:

- Fires in the home
- Fires in non-domestic buildings
- Fires in motor vehicles

As a headline target, the aim is to reduce the rate of deliberate primary fires in Angus by keeping these fires **below 34** each year.

#### HI 12 – Deliberate Secondary Fires

These deliberate fires cover the majority of outdoor fires including grassland, refuse fires and fires in derelict buildings. As a headline target, the aim is to reduce the rate of deliberate secondary fires in Angus by keeping these fires **below 116** each year.

### What we aim to Achieve

As well as helping to deliver Priority Five: *Reducing Deliberate Fires*, we also link this headline target to improving the following Angus LOIP outcomes:

- Safe, secure, vibrant and sustainable communities
- An inclusive and sustainable economy
- An enhanced, protected and enjoyed natural and built environment
- Children in Angus will have the best start in life

### Performance Management

There were **13** deliberate primary fires reported during Q1, which is above the 3-year average. The majority again were Grassland/Vegetation (**6**) with others including a vacant ex swimming venue, a car, bus station and former scrap yard in Arbroath. The Angus Community Action Team (ACAT) continue to work with local partners to prevent this type of incident, by having vacant properties secured where applicable or having passing attention given to the effected premises from Police Scotland and Community Wardens.

There were **30** deliberate secondary fires reported during Q1, which is below the average for the quarter. They majority of incidents were made up of scrubland, refuse or recycle containers/bins and loose refuse.

Monifieth and Sidlaw along with Forfar Ward areas recorded the highest number of incidents **9** and **8**, respectively. The remaining Ward areas ranged between **5** and **1** with Kirriemuir and Dean the only area not to have a secondary fire.

We continue to work with partners in Police Scotland to tackle and educate both primary and secondary school pupils of the dangers of these types of incidents along with the other potential impacts (i.e. delayed attendance to significant fires or special service incidents where people are injured or trapped).

## PRIORITY 6 – EFFECTIVE RISK MANAGEMENT AND OPERATIONAL PREPAREDNESS

### Description

Risk Management and operational preparedness is a key area of work for the SFRS. In Angus, this means:

- Knowing what the risks are in Angus and then making plans, so we are resilient to respond to any event.
- Being prepared to respond to national threats or major emergencies.
- Developing flexibility to deploy crews, to take on a broadening role within the community.
- Firefighters being equipped to deal with emergencies safely and effectively, and our stations being in a constant state of readiness.

### What we aim to Achieve

As well as helping to deliver Priority Six: *Effective Risk Management and Operational Preparedness*, our activities also support improving the following Angus LOIP outcomes:

- Safe, secure, vibrant and sustainable communities
- An inclusive and sustainable economy
- An enhanced, protected and enjoyed natural and built environment
- Improved physical, mental and emotional health and well-being

### Activity

During Q1 we delivered our quarterly training commitment to operational firefighter's, whereby we trained and tested their preparedness to deal with:

Breathing Apparatus / Fire Behaviour	Road Traffic Collisions
Knots and Lines, Ladders & Fire Pumps	Casualty Care
Incident Command	Station Related Specialist Skills

We are continuing joint training with partners and some larger scale training exercises have been carried out during this quarter to ensure our preparedness to respond to emergencies, this can be seen within the appendices.

Firefighters continue to carry out Operational Intelligence within their station area so that they are aware of the associated risks and hazards, and if required can take effective actions in dealing with incidents at these sites. All this information is continually updated on our IT devices which are carried on frontline appliances.

We continue to promote the service and at present across Angus, we are currently recruiting at the following stations to help and build resilience into the station, area and county (Kirriemuir, Forfar, Brechin and Montrose). Both Arbroath and Carnoustie remain at capacity.

The Community Action Team (CAT) and the Angus station personnel remain committed to supporting their local communities through all aspects of their role which can be seen in the following appendices.

## **APPENDIX 1:**

### **Community Safety Engagement Programmes**

This section provides details of community safety engagement programmes undertaken within Angus during Q1 of 2024/25, in support of our priorities and targets.

#### **Fire Safety Engagements**

1. Angus Community Action Team (CAT) and crews continue to fully engage with all aspects of the community delivering HFSV's and a number of activities to support community safety initiatives.
2. LALO (Local Authority Liaison Officer) & CSAs (Community Safety Advocates) continue to attend partnership meetings with Protecting People in Angus (PPA), Angus Violence Against Woman Partnership (AVAWP), Learning and Development (L & D subgroup) and Angus Mental Health & Wellbeing Network (AMHAWN).
3. Angus CAT conducted multiple Water Safety awareness sessions at Primary and Secondary Schools across the area.
4. Angus CAT attended Arbroath Harbour, spoke with Harbour master and delivered a water and boat safety message to locals.

#### **Persons at Risk**

1. **One** set of fire-retardant bedding provided to an adult at risk.
2. Numerous Joint HFSVs ongoing with Angus CAT, Community Mental Health Teams, Angus Council Home Care Assessors, Community Housing Teams and Deaf Links teams.
3. Joint High-Risk HFSVs completed due to concerns for occupier's wellbeing. Several high-profile partnership visits in this quarter, working closely with AIDARS, Police Scotland, Angus Housing and Community Mental Health Teams.
4. **213** HFSV's have been carried out across Angus, with **23** carried out by Angus CAT.

#### **Referrals**


1. Continue to attend Early Screening Group (ESG) weekly meetings to identify vulnerable person who require a HFSV.
2. MARAC (Multi Agency Risk Assessment Conference) reports sent at the beginning of each month with information we hold on each referral.
3. On-going Home Fire Safety Visit referrals from Police Scotland, Locality District Nursing Teams, Community Mental Health Teams, Social Work teams, Northeast Sensory Services (NESS) and Community Housing Teams.
4. **26** Adult Protection (AP1) referral forms were submitted to Angus Council Social Work over the reporting period.
5. Angus LALO and CSAs attended **7** virtual multi agency Case Conferences involving persons identified as vulnerable and at risk.
6. Angus LALO and CSAs attended **6** virtual multi agency Initial Referral Discussion involving persons identified as vulnerable and at risk.
7. Angus CAT fitted **one** sash jammer to a letter box at vulnerable residents' property.
8. Angus CSA's attending Wellbean cafés in Forfar, Arbroath, and Montrose quarterly offering HFSV and any other community related safety advice.

## **APPENDIX 2:**

### **Notable Incidents and EVENTS**


#### **Joint RTC Training Exercise**

Crews from both Forfar and Kirriemuir along with colleagues from the Scottish Ambulance Service (SAS), carried out a joint RTC and Casualty Care exercise at Simon Urquhart recycling in Forfar. This exercise allowed local fire crews to train and work alongside local SAS colleagues to provide both agencies an understanding and appreciation of what both look to achieve at an RTC to support a more aligned approach to this incident type.



#### **CPR Sessions in Carnoustie**

Some of the Carnoustie crew attended Woodlands Primary School in April to deliver CPR training to P7 pupils, which means in 2024 all P7 pupils in Carnoustie have now had CPR sessions delivered from the crew at Carnoustie.





### **Kirriemuir Fire Station Open Day**

Kirriemuir Fire Station held an open day on the 29<sup>th</sup> June, a number of different services attended including the SFRS Heritage trust, Scottish Ambulance Service, Police Scotland, Mobile Camera Safety Unit, Mountain Rescue, and Coastguard.

Over a 1000 people attended the event. The crew from Kirriemuir demonstrated the new Ultra High Pressure Firefighting System whilst each agency attending provided their own specific safety message throughout the day. Great fun appeared to be had by all who attended.



### **Mental Health Awareness week 2024**

As part of Mental Health Awareness week 2024 and the theme being movement. Carnoustie crews attended Carnoustie High school to introduce students to the type of movements firefighters carry out. Over 100 pupils took part in the sessions.




### **Carnoustie High School Toast Club**

Continuing with the work we do across Angus to fight food poverty, Carnoustie crews assisted at the 'Toast Club' set up in Carnoustie High School. The programme is free for all, with the hope that no children or staff start the day hungry. Over 50 people attend daily, the crew have also attended each month to help make the toast and engage with both staff and pupils.

### **Rope Rescue Exercise at Kinnaird Castle**

Crews from Brechin and Altens fire station in Aberdeen conducted a rope rescue exercise at Kinnaird Castle near Brechin. The scenario was a paraglider had accidentally crashed into the castle. Due to the injuries sustained the paraglider pilot required to be rescued using rope rescue techniques. The exercise was a fantastic opportunity for crews to train together and utilise their working at height and rope rescue skills. Colleagues from Operations Control in Dundee also attended to familiarise themselves with how rope rescue teams work.



### **Run the Runway (Dundee Airport)**

Three crew members from Brechin Fire Station completed the Maggie's Dundee 5km "Run the Runway" challenge on the 18<sup>th</sup> of May at Dundee airport. The three firefighters completed the run dressed in full firefighting kit to help raise money for Maggie's Dundee.



### **Brechin Fire Station Open Day**

Brechin community fire station held an open day on Saturday 15th June to celebrate the stations 50th year on its current site.

Scottish Ambulance Service attended with their Ambulance and provided a CPR demonstration. Police Scotland Mountain Rescue team also attended with a display of their rescue equipment.

The Kingsway East water rescue team also attended with, providing an insight into their capability whilst delivering a carefully measured awareness of safety around around local watercourses. Altens rope rescue team conducted a demonstration from the station tower.

